

205-2 SCOPEMOBILE



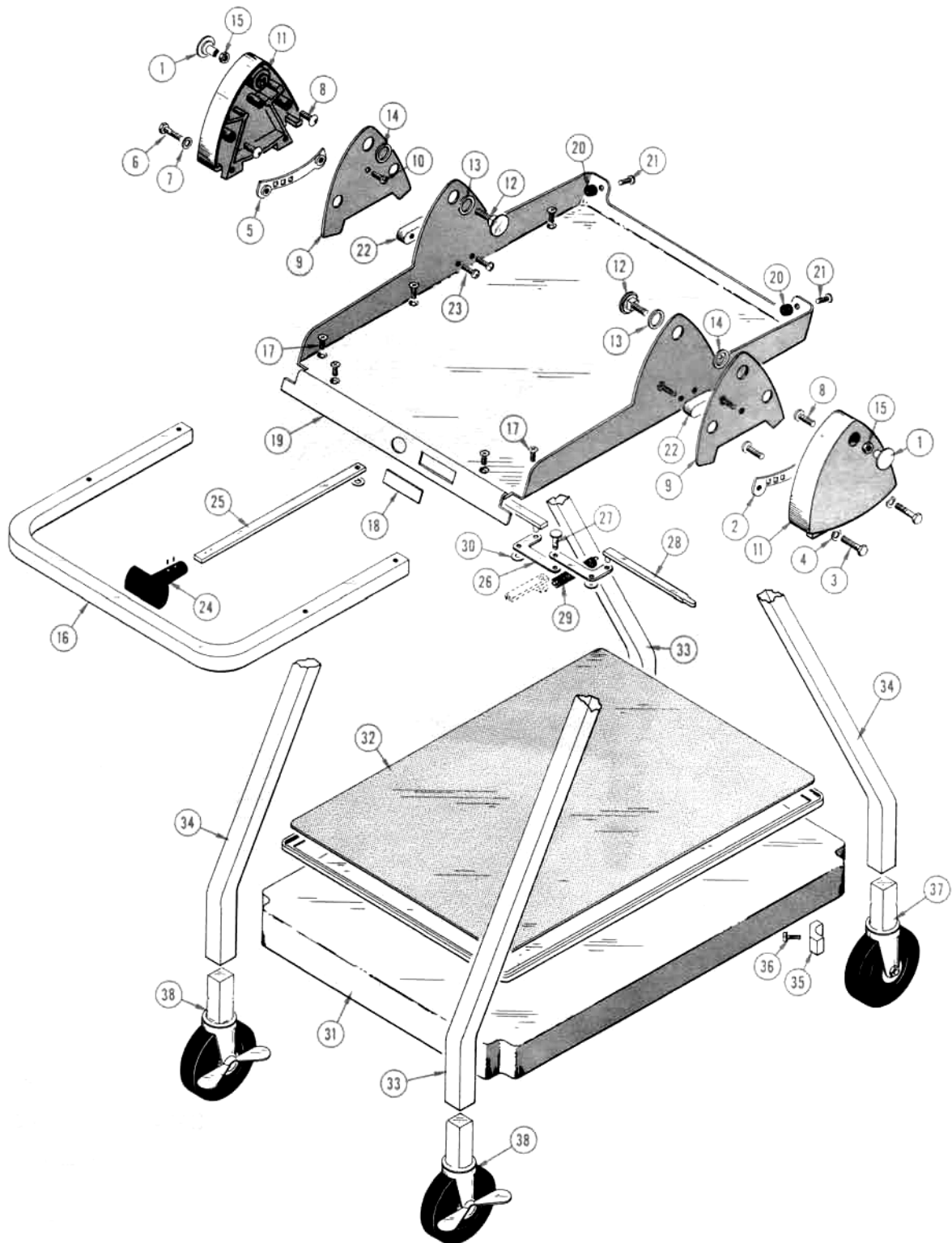
DATA SHEET NO.

062-0855-00

APRIL 1967



Copyright © 1967,
Tektronix, Inc.
All Rights Reserved.



A

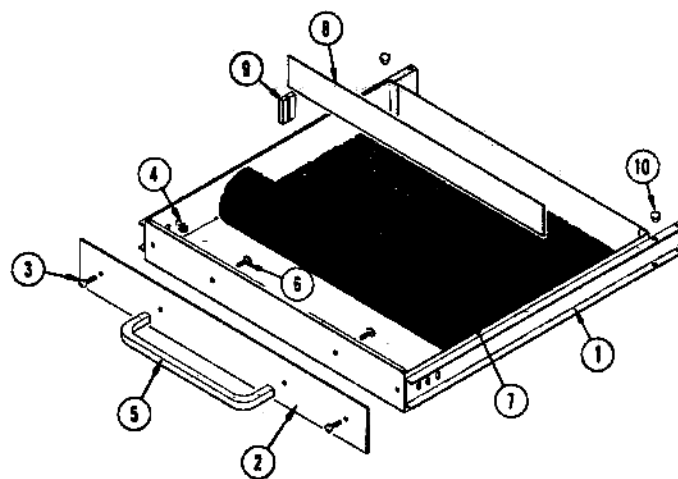
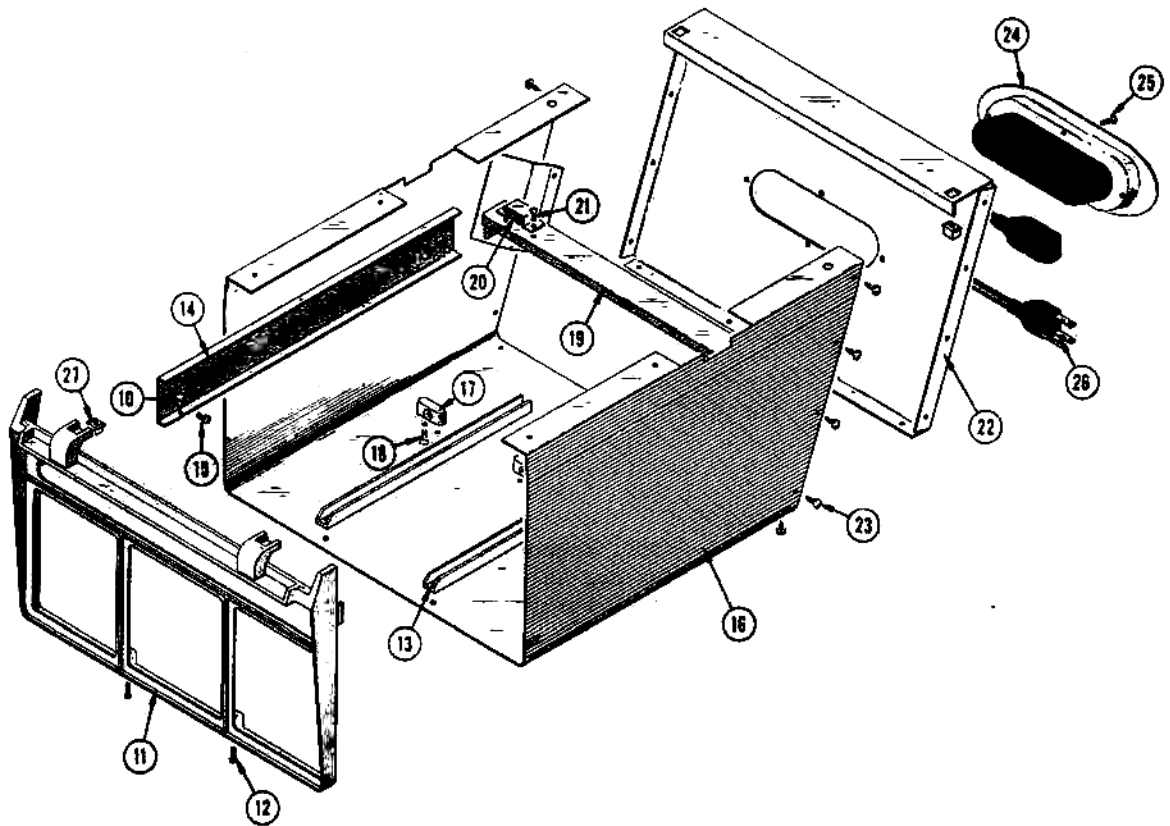
205-2 SCOPEMOBILE

REF. NO.	PART NO.	SERIAL/MODEL NO.		Q T Y.	DESCRIPTION
		EFF.	DISC.		
	- - - - -			-	205-2 SCOPEMOBILE
	- - - - -			-	scopemobile includes:
1	214-0176-00			2	PLUG, medallion
2	387-0395-00			1	PLATE, right latch
	- - - - -			-	mounting hardware: (not included w/plate)
3	213-0083-00			2	SCREW, cap, 1/4-28 x 5/8 inch, HHS
4	210-0853-00			2	WASHER, flat, 17/64 ID x 1/2 inch OD
5	387-0396-00			1	PLATE, left latch
	- - - - -			-	mounting hardware: (not included w/plate)
6	213-0083-00			2	SCREW, cap, 1/4-28 x 5/8 inch, HHS
7	210-0853-00			2	WASHER, flat, 17/64 ID x 1/2 inch OD
8	213-0091-00			4	SCREW, cap, 5/16-18 x 1/2 inch, Button Head Socket
9	387-0400-00			2	PLATE, cover
	- - - - -			-	mounting hardware for each: (not included w/plate)
10	212-0518-00			1	SCREW, 10-32 x 5/16 inch, PHS
11	426-0124-00			2	MOUNT, trunnion
	- - - - -			-	mounting hardware for each: (not included w/mount)
12	214-0199-00			1	BOLT, elevator
13	210-0923-00			1	WASHER, plastic, 7/16 ID x 1 1/8 inches OD
14	210-0922-00			1	WASHER, plastic, 3/4 ID x 1 1/8 inches OD
15	210-0540-00			1	NUT, hex., steel lock, 5/16-18
16	367-0038-00			1	HANDLE
	- - - - -			-	mounting hardware: (not included w/handle)
17	213-0135-00			4	SCREW, sheet metal, #8 x 1/2 inch, 100° csk, FHS
18	334-1107-00			1	TAG, name
19	436-0048-00			1	TRAY
20	348-0025-00			2	FOOT, rubber
	- - - - -			-	mounting hardware for each: (not included w/foot)
21	211-0565-00			1	SCREW, 6-32 x 1/4 inch, THS
22	381-0190-00			2	BAR, tray stop
	- - - - -			-	mounting hardware for each: (not included w/bar)
23	212-0039-00			2	SCREW, 8-32 x 3/8 inch, THS
24	367-0024-00			1	HANDLE, latch
	- - - - -			-	mounting hardware: (not included w/handle)
	214-0180-00			2	PIN, roll, 3/32 x 1/2 inch

205-2 SCOPEMOBILE (cont)

REF. NO.	PART NO.	SERIAL/MODEL NO.		Q T Y.	DESCRIPTION
		EFF.	DISC.		
25	381-0186-00			1	BAR, latch
26	387-0397-00			2	PLATE, bell crank
27	129-0061-00			1	POST, pivot
28	214-0371-00			2	LATCH, sliding
29	214-0185-00			1	SPRING, latch
30	354-0115-00			3	RING, retaining
31	436-0046-00			1	ASSEMBLY, shelf
	- - - - -			-	assembly includes:
32	107-0024-00			1	SHEET, linoleum
33	426-0183-00			2	FRAME, leg, left rear, right front
34	426-0184-00			2	FRAME, leg, left front, right rear
35	406-0923-00			4	BRACKET, corner
36	213-0052-00			4	SCREW, sems, 1/4-20 x 1 inch, HHS
37	401-0016-00			2	CASTER
38	401-0023-00			2	CASTER, locking

DRAWER & PLUG-IN HOUSING



A

DRAWER & PLUG-IN HOUSING

REF. NO.	PART NO.	SERIAL/MODEL NO.		Q T Y.	DESCRIPTION
		EFF.	DISC.		
	014-0032-00			-	ASSEMBLY, drawer & plug-in housing
	- - - - -			-	assembly includes:
1	436-0073-00			1	TRAY, drawer
2	333-1003-00			1	PANEL, drawer front
	- - - - -			-	mounting hardware: (not included w/panel)
3	211-0537-00			2	SCREW, 6-32 x 3/8 inch, THS
4	210-0457-00			2	NUT, keps, 6-32 x 5/16 inch
5	367-0036-00			1	HANDLE, drawer
	- - - - -			-	mounting hardware: (not included w/handle)
6	212-0039-00			2	SCREW, 8-32 x 3/8 inch, THS
7	107-0025-00			1	SHEET, felt
8	436-0072-00			1	DIVIDER, drawer
9	352-0060-00			2	HOLDER, drawer divider
10	401-0015-00			6	BEARING, drawer guide
11	426-0368-01			1	FRAME, drawer & plug-in housing
12	211-0537-00			2	SCREW, 6-32 x 3/8 inch, THS
13	351-0038-00			2	GUIDE, plug-in
	- - - - -			-	mounting hardware for each: (not included w/guide)
	211-0565-00			1	SCREW, 6-32 x 1/4 inch, THS (not shown)
14	351-0123-00			2	GUIDE, drawer
	- - - - -			-	mounting hardware for each: (not included w/guide)
15	213-0164-00			2	SCREW, thread cutting, 8-32 x 5/16 inch, THS
16	390-0008-00			1	CABINET, wrap-around
17	381-0192-00			3	BAR, plug-in securing
	- - - - -			-	mounting hardware for each: (not included w/bar)
18	212-0068-00			2	SCREW, 8-32 x 5/16 inch, THS
17	407-0366-00			1	BRACKET, drawer catch
20	214-0146-00			2	FASTENER, magnetic catch
	- - - - -			-	mounting hardware for each: (not included w/fastener)
21	211-0565-00			2	SCREW, 6-32 x 1/4 inch, THS
22	386-1243-00			1	PANEL, rear
	- - - - -			-	mounting hardware: (not included w/panel)
23	213-0144-00			12	SCREW, sheet metal, #8 x 1/2 inch, THS

DRAWER & PLUG-IN HOUSING (cont)

REF. NO.	PART NO.	SERIAL/MODEL NO.		Q T Y.	DESCRIPTION
		EFF.	DISC.		
24	136-0102-00			1	ASSEMBLY, socket
	- - - - -			-	assembly includes:
	337-0402-00			1	SHIELD, black plastic
	406-0646-00			1	BRACKET, socket receptacle
	136-0054-00			3	SOCKET, 3 wire
	- - - - -			-	mounting hardware for each: (not included w/socket)
	213-0104-00			2	SCREW, thread forming, #6 x 3/8 inch, THS
	131-0150-01			1	CONNECTOR, 3 wire, male
	- - - - -			-	mounting hardware: (not included w/connector)
	213-0104-00			2	SCREW, thread forming, #6 x 3/8 inch, THS
25	- - - - -			-	mounting hardware: (not included w/assembly)
	213-0144-00			4	SCREW, sheet metal, #8 x 1/2 inch, THS
26	161-0014-01			1	CORD, power, 3 wire, 20 inches, w/grounding spring
	- - - - -			-	mounting hardware: (not included w/assembly)
27	212-0043-00			4	SCREW, 8-32 x 1/2 inch, 100° csk, FHS (not shown)
	210-0594-00			4	NUT, retainer, 8-32