

## 201-2 SCOPEMOBILE



**DATA SHEET NO.**

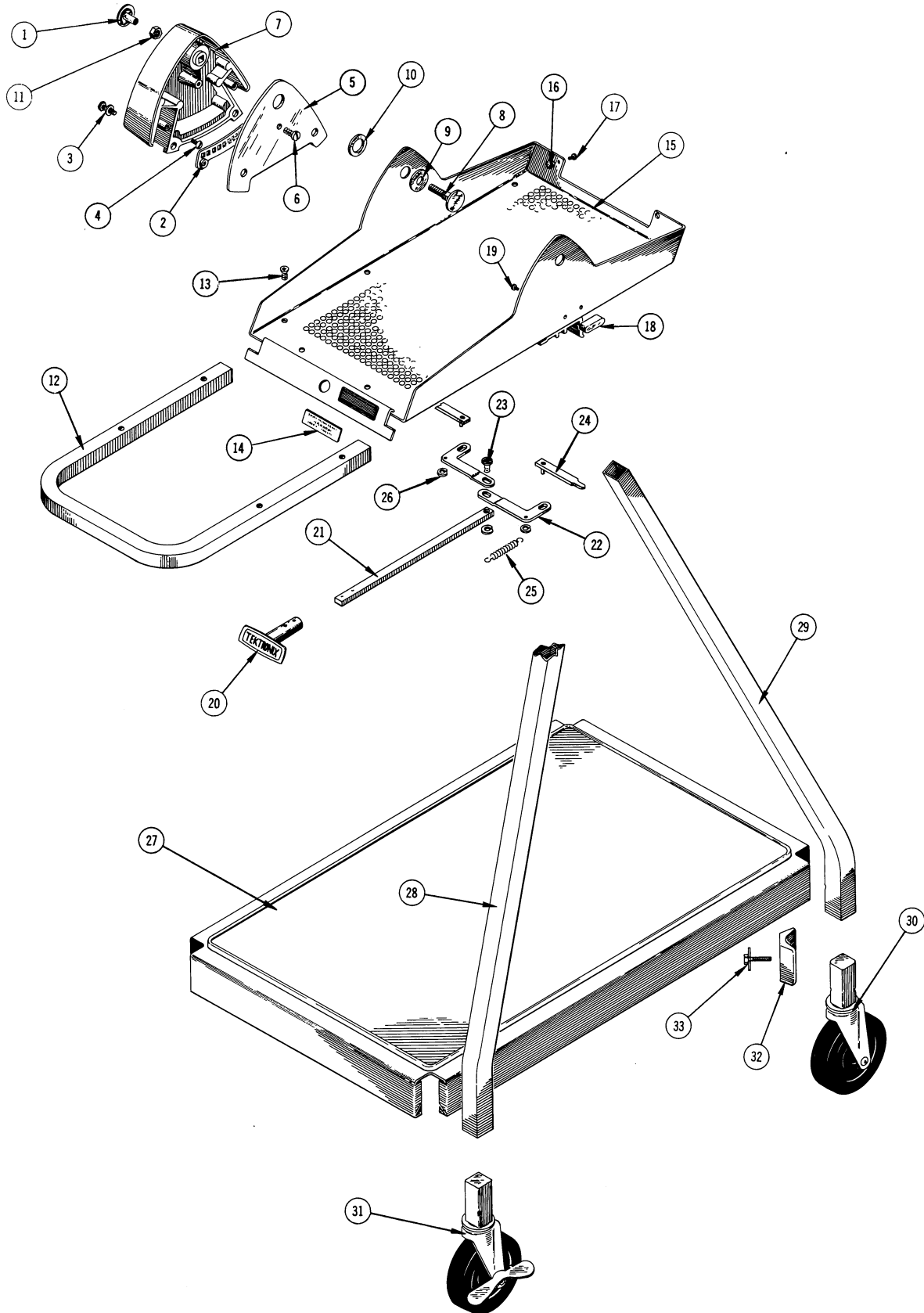
062-0715-00

JANUARY 1967  
(Revised)



Copyright © 1966,  
Tektronix, Inc.  
All Rights Reserved.

201-2 SCOPEMOBILE



B

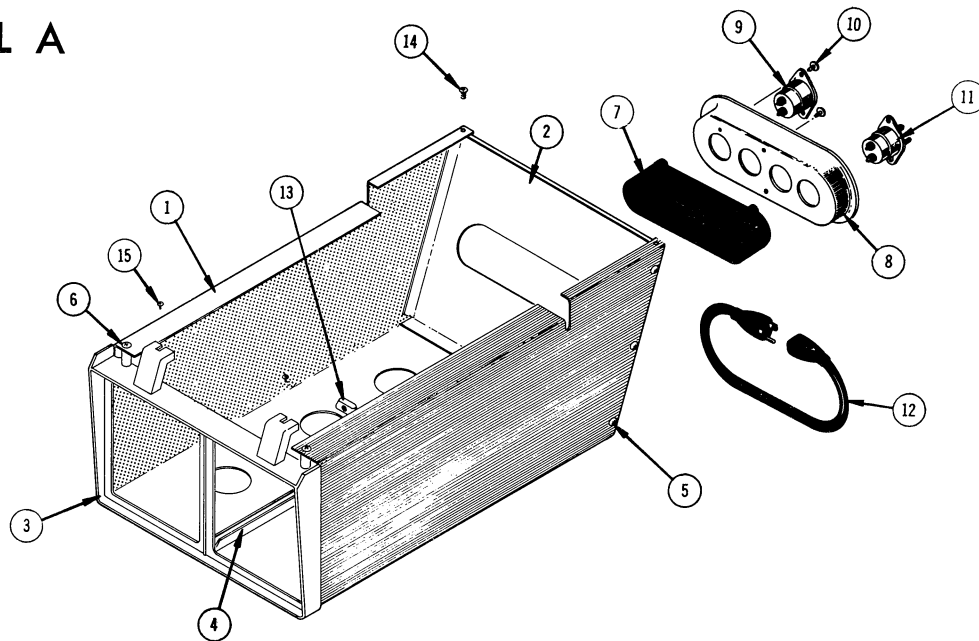
## 201-2 SCOPEMOBILE

REF. NO.	PART NO.	SERIAL/MODEL NO.		Q T Y.	DESCRIPTION
		EFF.	DISC.		
	- - - - -	Md1 A	Md1 A	-	203 SCOPEMOBILE
	- - - - -	Md1 B		-	201-2 SCOPEMOBILE
	- - - - -			-	scopemobile includes:
1	214-0176-00			2	PLUG, medallion
2	387-0396-00			1	PLATE, left latch
	387-0395-00			1	PLATE, right latch
	- - - - -			-	mounting hardware for each: (not included w/plate)
3	213-0083-00			2	SCREW, cap, 1/4-28 x 5/8 inch, HHS
	210-0853-00			2	WASHER, flat, 17/64 ID x 1/2 inch OD
4	213-0091-00			4	SCREW, cap, 5/16-18 x 1/2 inch BUTTON HEAD SOCKET
5	387-0400-00			2	PLATE, cover
	- - - - -			-	mounting hardware for each: (not included w/plate)
6	212-0518-00			1	SCREW, 10-32 x 5/16 inch, PHS
7	426-0124-00			2	MOUNT, trunnion
	- - - - -			-	mounting hardware for each: (not included w/mount)
8	214-0199-00			1	BOLT, elevator
9	210-0923-00			1	WASHER, plastic, 7/16 ID x 1 1/8 inches OD
10	210-0922-00			1	WASHER, plastic, 3/4 ID x 1 1/8 inches OD
11	210-0540-00			1	NUT, hex., steel lock, 5/16-18 inch
12	367-0026-00			1	HANDLE, tray
	- - - - -			-	mounting hardware: (not included w/handle)
13	213-0135-00			4	SCREW, sheet metal, #8 x 1/2 inch, 100° csk, FHS
14	334-0771-00	Md1 A	Md1 A	1	TAG, 203
	334-0851-00	Md1 B	Md1 B	1	TAG, 201-2
	334-0874-00	Md1 C	Md1 C	1	TAG, 201-2
	334-1005-00	Md1 D		1	TAG, 201-2
15	436-0027-00			1	ASSEMBLY, tray
16	348-0025-00			2	FOOT, rubber
	- - - - -			-	mounting hardware for each: (not included w/foot)
17	211-0565-00			1	SCREW, 6-32 x 1/4 inch, THS
18	381-0190-00			1	BAR, tray stop
	- - - - -			-	mounting hardware: (not included w/bar)
19	212-0039-00			2	SCREW, 8-32 x 3/8 inch, THS
20	367-0024-00			1	HANDLE, latch
	- - - - -			-	mounting hardware: (not included w/handle)
	214-0180-00			2	PIN, roll 3/32 x 1/2 inch

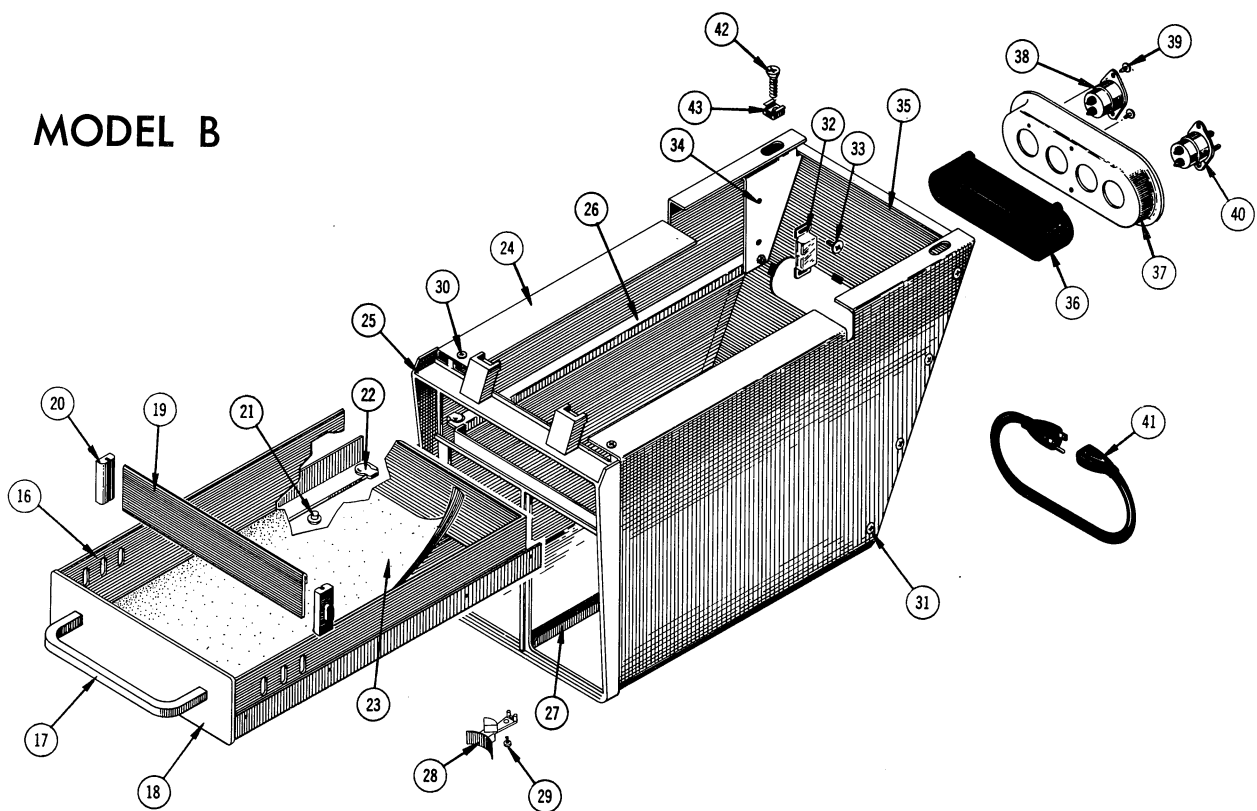
## 201-2 SCOPEMOBILE (cont)

REF. NO.	PART NO.	SERIAL/MODEL NO.		Q T Y.	DESCRIPTION
		EFF.	DISC.		
21	381-0185-00			1	BAR, latch
22	387-0397-00			2	PLATE, bell crank
23	129-0061-00			1	POST, pivot
24	214-0179-00			2	LATCH, sliding
25	214-0185-00			1	SPRING, latch
26	354-0115-00			3	RING, retaining
27	436-0025-00	Mdl A	Mdl A	1	ASSEMBLY, shelf
	436-0039-00	Mdl B		1	ASSEMBLY, shelf
	- - - - -			-	assembly includes:
	107-0019-00			1	SHEET, linoleum
28	426-0127-00	Mdl A	Mdl A	2	FRAME, leg, left rear, right front
	426-0205-00	Mdl B	Mdl B	2	FRAME, leg, left rear, right front
	426-0181-00	Mdl C		2	FRAME, leg, left rear, right front
29	426-0126-00	Mdl A	Mdl A	2	FRAME, leg, left front, right rear
	426-0206-00	Mdl B	Mdl B	2	FRAME, leg, left front, right rear
	426-0182-00	Mdl C		2	FRAME, leg, left front, right rear
30	401-0016-00	Mdl A	Mdl A	4	CASTER
	401-0016-00	Mdl B		2	CASTER
31	401-0023-00	Mdl B		2	CASTER, locking
32	406-0923-00	Mdl B		4	BRACKET, corner
33	213-0053-00	Mdl A	Mdl A	4	SCREW, sems, 1/4-20 x 3/4 inch, HHS
	210-0807-00	Mdl A	Mdl A	4	WASHER, flat, 5/16 ID x 5/8 inch OD
	213-0052-00	Mdl B		4	SCREW, sems, 1/4-20 x 1 inch, HHS

## MODEL A



## MODEL B



## ACCESSORY STORAGE HOUSING

REF. NO.	PART NO.	SERIAL/MODEL NO.		Q T Y.	DESCRIPTION
		EFF.	DISC.		
					203 SCOPEMOBILE
	014-0007-00	Md1 A	Md1 A	-	ASSEMBLY, plug-in housing
	- - - - -			-	assembly includes:
1	380-0029-00			1	HOUSING, plug-in
2	387-0473-00			1	PLATE, housing back
3	426-0143-00			1	FRAME, housing
4	351-0038-00			1	GUIDE, plug-in
	- - - - -			-	mounting hardware: (not included w/guide)
	211-0537-00			2	SCREW, 6-32 x 3/8 inch, THS
5	213-0008-00			13	SCREW, sheet metal, #8 x 3/8 inch, THS
6	211-0537-00			2	SCREW, 6-32 x 3/8 inch, THS
	136-0102-00			1	ASSEMBLY, socket
	- - - - -			-	assembly includes:
	337-0402-00			1	SHIELD, black plastic
8	406-0646-00			1	BRACKET, socket receptacle
9	136-0054-00			3	SOCKET, 3 wire
	- - - - -			-	mounting hardware for each: (not included w/socket)
10	213-0041-00			2	SCREW, thread cutting, 6-32 x 3/8 inch, PHS
11	131-0150-00			1	CONNECTOR, 3 wire, male
	- - - - -			-	mounting hardware: (not included w/connector)
	213-0041-00			1	SCREW, thread cutting, 6-32 x 3/8 inch, PHS
	- - - - -			-	mounting hardware: (not included w/assembly)
	213-0008-00			4	SCREW, sheet metal, #8 x 3/8 inch, THS
12	161-0014-00			1	CORD, power, 3 wire, 20 inches
13	381-0192-00			2	BAR, plug-in securing
	- - - - -			-	mounting hardware for each: (not included w/bar)
	212-0004-00			2	SCREW, 8-32 x 5/16 inch
	- - - - -			-	mounting hardware: (not included w/assembly)
14	212-0070-00			2	SCREW, 8-32 x 5/16 inch, FHS
15	212-0043-00			2	SCREW, 8-32 x 1/2 inch, FHS
	210-0557-00			2	NUT, square, 8-32 x 11/32 inch
					201-2 SCOPEMOBILE
	014-0013-00	Md1 B			ASSEMBLY, drawer & plug-in housing
	- - - - -			-	assembly includes:
16	436-0037-00			1	TRAY, drawer
17	367-0036-00			1	HANDLE, drawer
	- - - - -			-	mounting hardware: (not included w/handle)
	212-0039-00			2	SCREW, 8-32 x 3/8 inch, THS
18	333-0752-00			1	PANEL, front drawer
19	387-0781-00			1	PLATE, drawer divider
20	352-0060-00			2	HOLDER, drawer divider
21	401-0024-00			2	BEARING, drawer slide
22	401-0015-00			4	BEARING, drawer guide
23	107-0021-00			1	SHEET, felt
24	380-0051-00			1	HOUSING, drawer & plug-in
25	426-0180-00			1	FRAME, housing
26	351-0062-00			1pr	GUIDE, drawer
	- - - - -			-	mounting hardware for each: (not included w/guide)
	212-0039-00			1	SCREW, 8-32 x 3/8 inch, THS
	213-0144-00			1	SCREW, sheet metal, #8 x 1/2 inch, THS

## ACCESSORY STORAGE HOUSING

REF. NO.	PART NO.	SERIAL/MODEL NO.		Q T Y.	DESCRIPTION
		EFF.	DISC.		
27	351-0038-00	Mdl B	Mdl D	1	GUIDE, plug-in
	- - - - -			-	mounting hardware: (not included w/guide)
	211-0565-00			1	SCREW, 6-32 x 1/4 inch, THS
	211-0510-00			1	SCREW, 6-32 x 3/8 inch, PHS
28	214-0638-00	Mdl D		1	ASSEMBLY, latch
	- - - - -			-	mounting hardware: (not included w/assembly)
29	211-0513-00			1	SCREW, 6-32 x 5/8 inch, PHS
30	211-0565-00			2	SCREW, 6-32 x 1/4 inch, THS
31	213-0144-00			11	SCREW, sheet metal, #8 x 1/2 inch, THS
32	214-0146-00			2	FASTENER, magnetic catch
	- - - - -			-	mounting hardware for each: (not included w/fastener)
33	213-0124-00			2	SCREW, sheet metal, #6 x 1/4 inch, PHS
34	406-0913-00			1	BRACKET, drawer guide, left
	406-0912-00			1	BRACKET, drawer guide, right
35	387-0782-00			1	PLATE, housing back
	136-0102-00			1	ASSEMBLY, socket
	- - - - -			-	assembly includes:
36	337-0402-00			1	SHIELD, black plastic
37	406-0646-00			1	BRACKET, socket receptacle
38	136-0054-00			3	SOCKET, 3 wire
	- - - - -			-	each socket includes:
	213-0034-00			2	SCREW, thread cutting, 4-40 x 5/16 inch, RHS
	205-0014-00			1	SHELL, mounting
	377-0051-00			1	INSERT, black plastic
	214-0145-00			2	SPRING, contact
	214-0144-00			1	SPRING, ground plug
	377-0052-00			1	INSERT, black plastic
	- - - - -			-	mounting hardware for each: (not included w/socket)
39	213-0104-00			2	SCREW, thread forming, #6 x 3/8 inch, PHS
40	131-0150-01			1	CONNECTOR, 3 wire, male
	- - - - -			-	connector includes:
	211-0132-00			1	SCREW, sems, 4-40 x 1/2 inch, PHS
	213-0088-00			1	SCREW, thread forming, #4 x 1/4 inch, PHS
	205-0014-00			1	SHELL, mounting
	377-0051-00			1	INSERT, black plastic
	214-0078-00			2	PIN, connecting
	200-0185-01			1	COVER, black plastic
	129-0041-01			1	POST, ground
	- - - - -			-	mounting hardware: (not included w/connector)
	213-0104-00			2	SCREW, thread forming, #6 x 3/8 inch, PHS
	- - - - -			-	mounting hardware: (not included w/assembly)
	213-0144-00			4	SCREW, sheet metal, #8 x 1/2 inch, THS
41	161-0014-00			1	CORD, power, 3 wire, 20 inches
	- - - - -			-	mounting hardware: (not included w/assembly)
42	212-0043-00			4	SCREW, 8-32 x 1/2 inch, 100° csk, FHS
43	210-0594-00			4	NUT, retainer, 8-32

