

INTEGRATED CIRCUITS

SECTIONS 1 THRU 4

TABLE OF CONTENTS

PAGES (S)

INTEGRATED CIRCUITS, DIGITAL (BY FUNCTION)	
MULTIFUNCTION	
MICROCOMPUTERS	1-2
MICROPROCESSORS	1-2
MICROPROCESSOR SUPPORT	1-2
GENERAL PURPOSE INTERFACE BUS	1-3
MEMORY SELECTION GUIDE	1-4 THRU 1-8
CMOS	1-9 & 1-10
ECL	1-11 & 1-12
MOS	1-13
TTL LISTING BY FUNCTION	1-14 THRU 1-20
TTL FAMILY NUMBER LISTING	1-22 THRU 1-25
INTEGRATED CIRCUITS, SPECIAL FUNCTION	2-2 & 2-3
INTEGRATED CIRCUITS, LINEAR	3-1 THRU 3-5
ARRAYS	3-2
OP AMP DEFINITIONS	3-2
OP AMPS	3-3 THRU 3-5
INTEGRATED CIRCUITS, TEK-MADE	3-6
MICROCIRCUIT COVER LIDS	3-7
NOTES	1-21 & 2-1
CROSS REFERENCE INDEXES	
TEK PART NUMBER TO VENDOR NUMBER	4-2 THRU 4-39
VENDOR NUMBER TO TEK PART NUMBER	4-40 THRU 4-57
PROGRAMMED IC'S	4-58 THRU 4-68
TEK-MADE IC'S	4-69
CASE STYLE DRAWINGS-VOLTAGE REGULATORS	4-70 & 4-71
RELIABILITY NOTES	
FAILURE RATES	4-72
IC THERMAL RESISTANCE	4-72
LEVELS OF QUALITY AND RELIABILITY	4-73
APPLICATION NOTES	
VOLTAGE REGULATOR SELECTION GUIDE	3-0
CMOS LOGIC DRAWBACKS	4-74
CMOS DESIGN CHECKLIST	4-74
COMPARISON OF AVAILABLE OP AMPS	4-75 & 4-76
COMPARATIVE SPECS ON DIGITAL IC'S	4-77
ECL DESIGN CHECKLIST	4-78
PACKAGE NUMBER CODES	4-79
NOTES	4-80

**ATTENTION**OBSERVE PRECAUTIONS
FOR HANDLING
ELECTROSTATIC
SENSITIVE
DEVICES**INTEGRATED CIRCUITS, DIGITAL
MULTIFUNCTION**

THIS APPLIES TO ALL DEVICES ON THIS PAGE.

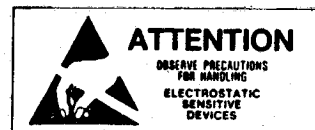
VENDOR NUMBER	PART NUMBER	** ND	CC	DESCRIPTION	OTHER	++ RC	CASE STYLE	VENDOR NUMBER	PART NUMBER	** ND	CC	DESCRIPTION	OTHER	++ RC	CASE STYLE
MICROCOMPUTERS								MICROPROCESSOR SUPPORT (CONT)							
8031	156-1684-00	A	O	Single Component 8-Bit	Scrnd		40 DIP	4289	156-1113-00	N	M	Standard Memory Interface			40 DIP
8035	156-1434-00	A	K	Single Component 8-Bit		1J	40 DIP	6402	156-1310-00	A	K+	UART		1J	40 DIP
8039	156-1387-00	A	L-	8-Bit CPU, RAM, I/O		2J	40 DIP	6402	156-1310-02	A	L-	UART	Scrnd		40 DIP
8741A	156-1365-00	A	O+	Universal Peripheral Intfc			40 DIP	6522	156-1539-00	A	L	Peripheral Interface Adapter w/Timer			40 DIP
8748	156-1364-00	A	N+	64 x 8 RAM; 1024 x 8 EPROM			40 DIP								
6803-1	156-1683-00	A	M+	8-Bit			40 DIP	6531	156-1530-00	A	N-	RAM-ROM-I/O, NMOS		3F	40 DIP
MICROPROCESSORS								6545A	156-1785-00	A		CRT Controller	Scrnd		40 DIP
Z80A	156-0983-00	A	M+	8-Bit		3H	40 DIP	6821	156-0427-03	A	L-	Peripheral Intfc Adapter			40 DIP
Z80A	156-0983-02	A	L	8-Bit			40 DIP	6821	156-0427-04	A	K	Peripheral Intfc Adapter	Scrnd	4F	40 DIP
1802D	156-1280-00	A	O-	8-Bit		2J	40 DIP	6821	156-1205-00	A	K	Peripheral Intfc Adapter		4F	40 DIP
2901A/B	156-1043-00	A	L+	4-Bit Microprocessor Slice		4G	40 DIP	68821	156-1205-01	A		Peripheral Interfc Adapter	Scrnd		40 DIP
2901A/B	156-1043-02	N	M	4-Bit Microprocessor Slice	Scrnd		40 DIP	68840	156-1549-00	A	L+	Programmable Timer Module	Scrnd		28 DIP
2901A/B	156-1043-03	A	M	4-Bit Microprocessor Slice	Scrnd		40 DIP	68840	156-1426-00	A	K+	Programmable Timer Module			28 DIP
2909	156-1029-00	N	L+	4-Bit Prcs. Cont. Slice			40 DIP	6850	156-0658-00	A	J+	Asynchr Comm Intfc Adapter		2J	24 DIP
2909A	156-1029-01	A	L-	4-Bit Prcs. Cont. Slice			40 DIP	6850	156-0658-01	A	M-	Asynchr Comm Intfc Adapter	Scrnd		24 DIP
6500/1EA	156-1402-00	U	O+	Emulator DVC			64 DIP	68850	156-1206-00	A	K	Asynchr Comm Int		3E	24 DIP
6502	156-1425-00	U	L	8-Bit		3H	40 DIP	6852	156-1013-00	A	L	Synchr Serial Adapter	Chkd		24 DIP
6502A	156-1425-01	U	M	8-Bit (2MHz)			40 DIP	8155	156-1730-00	A		RAM w/I/O Ports & Timer			40 DIP
6504	156-1482-00	U	L	8-Bit		3H	28 DIP	8202	156-1442-00	N	N+	Dynamic RAM Controller			40 DIP
6800	156-0426-00	N	L+	8-Bit Parallel CPU		4G	40 DIP	8202A	156-1599-00	U	N+	Dynamic RAM Controller	Scrnd		40 DIP
6800	156-0426-01	N	L+	8-Bit Parallel CPU	Chkd		40 DIP	8203-3	156-1697-00	U	N	Dynamic RAM Controller			40 DIP
6800	156-0426-05	N	M+	8-Bit Parallel CPU	Scrnd	3F	40 DIP	8212	156-0962-00	N	K+	8-Bit I/O Port			24 DIP
68800	156-0426-04	N	L+	8-Bit Parallel CPU		4G	40 DIP	8214	156-0963-00	N	M-	Priority Interrupt Cont, Ceramic Pkg only			24 DIP
6802	156-1342-00	A	M+	8-Bit w/Clock and RAM			40 DIP	8224	156-0945-00	N	J+	Clock Generator/Driver		3G	16 DIP
6808	156-1342-01	A	K	8-Bit w/Clock (1.25 MHz)			40 DIP	8224	156-0945-01	N	K	Clock Generator/Driver	Scrnd		16 DIP
68809	156-1494-00	A	N	8-Bit			40 DIP	8228	156-0947-00	N	L	System Cont/Bus Driver		2I	28 DIP
68809	156-1494-01	A	N	8-Bit	Scrnd		40 DIP	8228	156-0947-02	N	M-	System Cont/Bus Driver	Scrnd		28 DIP
68809E	156-1720-00	A	N-	2 MHz, HMOS			40 DIP	8243	156-1356-00	A	K+	Input/Output Expander			24 DIP
Z8001A	156-1525-00	A	O+	16-Bit			48 DIP	8243	156-1356-01	A		Input/Output Expander	Scrnd		24 DIP
Z8002A	156-1558-00	A	O+	16-Bit			40 DIP	8250	156-1336-00	U	M	Asynchr, Comm Element			40 DIP
8080A	156-0954-00	N	L	8-Bit Parallel CPU		3I	40 DIP	8251A	156-0877-00	A	L	USART		3H	28 DIP
8085	156-1088-00	N	L-	8-Bit		4H	40 DIP	8251A	156-0877-01	A	L+	USART	Scrnd		28 DIP
8085	156-1088-01	A	L+	8-Bit	Scrnd		40 DIP	8251A	156-0877-04	A	K+	USART	Scrnd		28 DIP
8085A-2	156-1088-02	A	L	8-Bit		3E	40 DIP	8253	156-1036-00	A	M	Program Interval Timer		3E	24 DIP
8086	156-1416-00	A	O+	16-Bit NMOS	Scrnd	3E	40 DIP	8253	156-1036-01	A	M+	Program Interval Timer	Scrnd		24 DIP
8086-2	156-1416-01	A	O+	16-Bit NMOS			40 DIP	8255A	156-1570-00	A	L-	Program Peripheral Intfc	Scrnd		40 DIP
8088	156-1609-00	A	N+	8-Bit			40 DIP	8255A	156-1570-01	A		Program Peripheral Intfc	Scrnd		40 DIP
8088	156-1609-01	A	N+	8-Bit, Ceramic Pkg only			40 DIP	8257	156-1202-00	N	M	Program DMA Controller	Scrnd		40 DIP
TMS9900	156-0935-00	N	O	16-Bit		2I	64 DIP	8259A	156-1204-01	A	N-	Program Interpt Controller	Scrnd		28 DIP
TMS9900	156-0935-02	N	O	16-Bit	Scrnd		64 DIP	8274	156-1656-00	A	O	Multi Protocol Serial Cont			40 DIP
TMS9900	156-0935-03	N	O+	16-Bit, Ceramic Pkg only			64 DIP	8275	156-1455-00	A	O-	CRT Controller			40 DIP
SBP9900A	156-1404-00	N	O+	16-Bit Bipolar			64 DIP	8279-5	156-1535-00	A	M	Prog Keybd/Display Interfc			40 DIP
SBP9989CJ	156-1636-00	N	O+	16-Bit Bipolar			64 DIP	8284	156-1428-02	A	M-	Clock Generator/Driver		3G	18 DIP
68000L8	156-1445-00	A	O+	16-Bit NMOS		3G	64 DIP	8288	156-1427-00	A	M+	System Cont/Bus Driver			20 DIP
68000L10	156-1445-02	A	O+	16-Bit NMOS			64 DIP	8288	156-1427-01	A	N-	System Cont/Bus Driver	Scrnd		20 DIP
MICROPROCESSOR SUPPORT								8755A	156-1531-00	A	O+	8-Bit EPROM with I/O Port	Scrnd		40 DIP
Z80A-CTC	156-1620-00	A	L	Counter Timer Circuit	Scrnd		28 DIP	9007P	156-1763-00	A		CRT Video Processor	Scrnd		40 DIP
Z80A-PIO	156-1612-00	A	L	Parallel I/O Circuit	Scrnd		40 DIP	9513	156-1550-00	A	N+	System Timing Controller	Scrnd		40 DIP
Z80A-SIO/1	156-1424-01	A	N-	Serial Input/Output	Scrnd		40 DIP	9901	156-1296-00	N	L	Programbl Systems Intfc			40 DIP
uPB765	156-1412-00	A	N+	Single/Double Density Floppy Disc Controller			40 DIP	9902	156-1295-00	N	L	Asynchr Comm Control			18 DIP
2653	156-1572-00	A	N	Polynomial Gen Checker			16 DIP	9904A	156-1692-00	A		Clock Generator/Driver			20 DIP
2661-2	156-1460-00	A	N-	Enhanced Programmable Comm Interface		3E	28 DIP	9927	156-1386-00	A	O-	CRT Controller - SMC			40 DIP
SC2681	156-1737-00	U		Dual Asynchr. Rcvr/Xmtr	Scrnd		28 DIP	9927	156-1386-01	A	N+	CRT Controller - SMC	Scrnd		40 DIP
2940	156-1565-00	A	N+	DMA Adrrs Gen w/3 St Output			28 DIP	58167	156-1601-00	A	M-	Real Time Clock Calendar			24 DIP
2942	156-1385-00	A	N+	Program Timer/Controller, DMA Address Generator		2H	22 DIP	68121L	156-1660-00	A	O	Intell Peripheral Contrlr			48 DIP
2952	156-1839-00	U		Octal Bidirect I/O Port	Scrnd		24 DIP	8237-2	156-1606-00	A	O-	Multimode DMA Controller			40 DIP
2953	156-1738-00	U		8-Bit Bidirect I/O Port	Scrnd		40 DIP	74LS362	156-0993-00	N	K+	Clock Generator/Driver			20 DIP
29648	156-1749-00	U	N+	Dynamic RAM Controller	Scrnd		40 DIP	74LS362	156-0993-01	A	M	Clock Generator/Driver	Scrnd		20 DIP
2966	156-1740-00	U	K+	Dynamic RAM Driver	Scrnd		20 DIP	9904-40	156-0993-02	N	N-	Clock Generator/Driver			20 DIP
3242	156-0965-00	N	K+	Adrrs Mux, Refresh Counter		3E	28 DIP	AY3-1015D	156-0361-03	U	O-	UART			40 DIP
3871	156-1242-00	N	M+	Peripheral I/O Unit		1J	40 DIP	19-14038	156-1605-00	N	O-	DMA Chip-DC010 LSI 11			20 DIP

INTEGRATED CIRCUITS, DIGITAL (CONT)

MULTIFUNCTION

VENDOR NUMBER	PART NUMBER	** ND	CC	DESCRIPTION	OTHER	** RC	CASE STYLE
GENERAL PURPOSE INTERFACE BUS							
3440P	156-1219-00	A	L	Transceiver		3F	16 DIP
3440P	156-1219-03	A		Transceiver	Scrnd		16 DIP
3441P	156-0600-00	A	J	Quad Bus Transceiver		4F	16 DIP
3441P	156-0600-02	A		Quad Bus Transceiver	Scrnd		16 DIP
3441P	156-0600-03	A		Quad Bus Transceiver	Scrnd		16 DIP
3448	156-1133-00	A	J+	Quad 3-State Transceiver			16 DIP
8291	156-1257-00	A	N	Talker/Listener			40 DIP
9914AN	156-1444-01	A	O	Protocol/Controller			40 DIP
9914AJL	156-1444-02	A		Protocol/Controller			40 DIP
AM29824	156-1736-00	A		Hi Perf Bus Intfc Register			40 DIP
75160	156-1414-00	A	K	Data Transceiver			20 DIP
75160	156-1414-01	A	K	Data Transceiver			20 DIP
75160	156-1414-02	A	K	Data Transceiver			20 DIP
75161	156-1415-00	A	K	Octal Gate Transceiver			20 DIP
75161	156-1415-01	A		Octal Gate Transceiver			20 DIP
75162	156-1459-00	A	K+	GPB Bus Mgmt Ckt			22 DIP
96LS488	156-1666-00	U	O+	GPB Bus Mgmt Ckt			48 DIP

The familiar "lightning bolt" symbol used to denote electrostatic discharge hazard has been replaced with a "reaching hand" as the official notice for electrostatic-sensitive devices. The reaching hand symbol represents the danger to ESD-sensitive devices from handling by an unprotected worker. The use of this new symbol is noted in EIA Standard RS-471. The lightning bolt, associated with electrical hazards to life, was not acceptable on an international basis.



THIS APPLIES TO ALL DEVICES ON THIS PAGE.

** CATALOG RELIABILITY CODES

USAGE/YR	CODE	FAILURE FREQ	CODE	%/YR (median)
≥10	1	1/100 000	A	= .001
≥100	2	1/50 000	B	= .002
≥1 000	3	1/20 000	C	= .005
≥10 000	4	1/10 000	D	= .01
≥100 000	5	1/5 000	E	= .02
≥1 000 000	6	1/2 000	F	= .05
≥10 000 000	7	1/1 000	G	= .1
		1/500	H	= .2
		1/200	I	= .5
		1/100	J	= 1.0+

For further explanation of this code, see page 4-72.

**NEW DESIGN RECOMMENDATION FROM COMPONENT ENGINEERING:

A = Acceptable
N = Not Recommended
U = Undefined

COST CODE

(CC COLUMN)

CODE	≈ VALUE with -	≈ VALUE no suffix	≈ VALUE with +
A	.2¢	.5¢	.75¢
B	1.25¢	1.5¢	2¢
C	2.5¢	3¢	3.75¢
D	4.25¢	5¢	6¢
E	7¢	8¢	10¢
F	13¢	15¢	18¢
G	22¢	25¢	35¢
H	40¢	50¢	60¢
I	65¢	75¢	\$1
J	\$1.25	\$1.50	\$2
K	\$2.50	\$3	\$3.75
L	\$4.25	\$5	\$6
M	\$7	\$8	\$10
N	\$13	\$15	\$18
O	\$22	\$25	\$35+

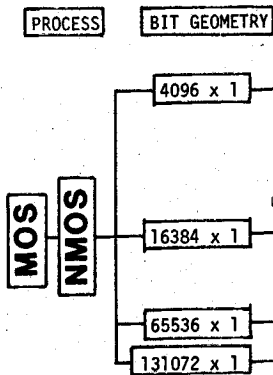
NOTE: Costs may vary from order to order due to order quantities, vendor, etc.



MEMORY SELECTION GUIDE

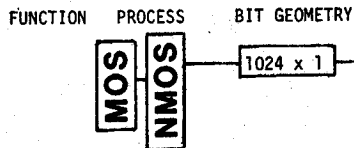
THIS APPLIES TO ALL DEVICES ON THIS PAGE

DYNAMIC RAM (DRAM)



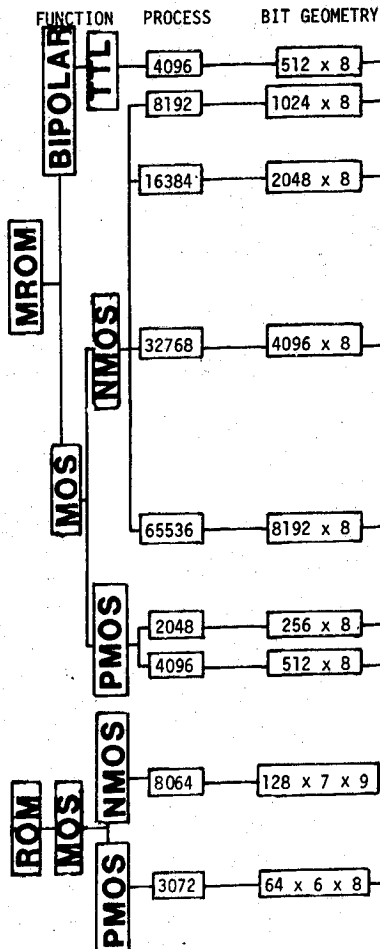
PART NUMBER	**ND	CC	++RC	VENDOR	VENDOR NO.	PINS	PACKAGE	SUPPLY (V)	POWER (mW)	READ (MAX nS)	WRITE (MIN nS)
156-0972-00	N	K		Mostek	MK4027-4	16	Ceramic	±5, +12	462	250	375
156-1027-00	N	K+		Mostek	MK4027P-3	16	Ceramic	±5, +12	462	200	375
156-1112-00	N	L-		Mostek	MK4027P-2	16		±5, +12	462	150	320
156-0968-00	N	J+		ITT	4116-3J	16	Ceramic	±5, +12	462	200	375
156-0968-02	N	J+	6E	ITT	4116-3J	16	Ceramic	±5, +12	462	200	375
156-1353-00	N	M		NEC	416-2	16	Screened	±5, +12	462	150	320
156-1552-00	N	K+		NEC	416-2	16	Ceramic	±5, +12	462	270 min	270
156-1798-00	N			Hitachi	UPD416D-3	16	Ceramic	+5.	150	150	320
156-1626-00	A	N-		Hitachi	HM4816A-4/DG-16B	16	Ceramic	+5.	140	150	320
156-1813-00	U			Hitachi	02118-4	16	Plastic	+5.	330	200	335
				Hitachi	HM4816AP-7	16	Cer or Cerdip	+5.	286	200	375
				Hitachi	HM4864-3DC	16	LCC on Substr	+5.			
				Eltec Design	EDH4528-20	18					

NON-VOLATILE RAM



PART NUMBER	**ND	CC	++RC	VENDOR	VENDOR NO.	PINS	PACKAGE	SUPPLY (V)	READ/WRITE (nS)	STORE/RECALL
156-1654-00	A	M+		XICOR	X2201	18	Ceramic	+5.	300/300	10mS/1500nS

FACTORY PROGRAMMABLE XROM



PART NUMBER	**ND	CC	++RC	VENDOR	VENDOR NO.	PINS	PACKAGE	SUPPLY (V)	POWER (mW)		READ ACCESS TIME (nS)
									ACTIVE	STANDBY	
062-4589-00	N			Signetics	N8205N	24	Cer or Plastic	+5.	850		75
062-4175-00	N			AMD	AM9208DC	24	Ceramic	+5.	1W		400
062-4171-00	N			AMI	6831BC/E	24	Ceramic	+5.	300		450
062-4171-01	N			AMI	6831BP	24	Plastic	+5.	300		450
062-4177-00	N			Motorola	MCM6832L	24	Ceramic	±5, +12	200		550
062-4586-00	N			Gen Instr	8316A	24	Cer or Plastic	+5.	200		850
062-4591-00	N			Motorola	MCM6590L	24	Ceramic	+5.	200		750
062-4170-00	A			Synertek	SYC2332	24	Cer or Plastic	+5.	750		450
062-4172-00	A			Signetics	2632FN	24	Cer or Plastic	+5.	400		450
062-4182-00	A			T.I.	TMS4732J/JD	24	Cer or Plastic	+5.	400		450
062-4182-01	A			T.I.	TMS4732N	24	Cer or Plastic	+5.	400		450
062-4504-00	A			Motorola	MCM68A332	24	Cer or Plastic	+5.	400		350
062-4654-00	A			Natl Semic	MM52132	24	Cer or Cerdip	+5.	1000		450
062-4670-00	A			Synertek	SYC2333	24	Ceramic	+5.	750		450
062-4670-01	A			Synertek	SYC2333	24	Plastic	+5.	750		450
062-5549-00	A			EA	EA8332A-DC	24	Ceramic	+5.	750		450
062-5549-01	A			EA	EA8332A-PC	24	Cer or Cerdip	+5.	750		450
062-4325-00	N			Mostek	MK36000P/J-4	24	Cer or Cerdip	+5.	220	35	250
062-4325-01	N			Mostek	MK36000N-4	24	Plastic	+5.	220	35	250
062-4503-00	N			Mostek	MK36000P/J-5	24	Cer or Cerdip	+5.	220	35	300
062-4503-01	N			Mostek	MK36000N-5	24	Cer or Plastic	+5.	220	35	300
062-5456-00	A			NEC	UPD2364D	24	Cer or Cerdip	+5.	750		450
062-5457-00	A			Synertek	SYC2364	24	Cer or Cerdip	+5.	650		450
062-5879-00	A			Motorola	68B364L	24	Cer or Cerdip	+5.	270	55	250
062-4592-00	N			Natl Semic	MM5213	24	Cer or Plastic	+5.			600
062-4585-00	N			Natl Semic	MM5214	24	Cer or Plastic	+5.			
156-0950-00	A	L-	3H	Motorola	MCM6575	24	Cer or Cerdip	+5.	525		350
156-0871-00	N			Signetics	N2516	24	Plastic	+5.			450



MEMORY SELECTION GUIDE (CONT)

STATIC RAM (SRAM)

THIS APPLIES TO ALL DEVICES ON THIS PAGE.

FUNCTION PROCESS BIT GEOMETRY

FUNCTION	PROCESS	BIT GEOMETRY	PART NUMBER	** ND	CC	++ RC	VENDOR	VENDOR NO.	PINS	OTHER	SUPPLY (V)	I _{Sup} ACTIVE (mA)	STANDBY (mA)	CYCLE TIME	
														READ (MAX)	WRITE (MIN)
BIPOLAR	ECL	64 16 x 4	156-0847-00	A	K-	4D	Motorola	MC10145L	16	Ceramic Pkg	-5.2	-135		15.	14.
			156-0847-01	A	K		Motorola	MC10145LDS	16	Cer; Screened	-5.2	-135		15.	14.
			156-0881-00	A	N		Fairchild	95400DC	16	Ceramic Pkg	-5.2	-125		17.5	25.5
		128 128 x 1	156-1035-01	N	L		Motorola Fairchild	MC10147LDS 10405DC	16	Cer; Screened	-5.2	-100		12.	15.
		256 256 x 1	156-0657-00	N	L-	2J	Motorola	MCM10144L/SCM62462L	16	Ceramic Pkg	-5.2	-130		35.	33.
			156-0657-01	N	L-		National	DM10414C-J	16	Checked	-5.2	-130		35.	33.
			156-0657-02	N	L-		Motorola	MCM10144L	16	Screened	-5.2	-130		35.	33.
			156-1297-00	N	M	4B	Fujitsu	MB7072EC	22	Ceramic Pkg	-5.2	-200		15.	15.
			156-1297-01	N	M	4C	Fujitsu	MB7072EC	22	Screened	-5.2	-200		15.	15.
			156-1578-00	N	N		Fujitsu	MB7071H	24	Ceramic Pkg	-5.2	-200		10.	12.
BIPOLAR	TTL	1024 1024 x 1	156-0761-00	A	M-		Motorola	MCM10146L/SCM30121L	16	Ceramic Pkg	-5.2	-150		29.	35.
			156-0761-01	A	M		AMD	AM10415ADC	16	Checked	-5.2	-150		29.	35.
			156-1685-00	A	M		Motorola	MCM10146L	16	Screened	-5.2	-200		8.	12.
			156-1679-00	A			Hitachi	HM2112-1	16	Ceramic Pkg	-5.2	-200		25.	28.
			156-1227-00	N	O-		Fujitsu	MBM10474	24	Screened	-5.2	-200		35.	35.
			156-1227-01	A	O		Hitachi	HM10474-1	18	Ceramic Pkg	-5.2	-200		35.	35.
			156-0192-00	N	I	3H	Fairchild	F10470DC	18	Screened	-5.2	-200		35.	35.
			156-0192-02	N	J+		Hitachi	HM10470DG	18	Screened	-5.2	-200		35.	35.
			156-0199-00	N	J+		NEC	B10470	18	Screened	-5.2	-200		35.	35.
			156-0339-00	N	J	3F	Fujitsu	MBM10470-20	18	Screened	-5.2	-200		35.	35.
BIPOLAR	TTL	64 16 x 4	156-0599-01	N	J+		Fairchild	F10470DC	18	Ceramic Pkg	-5.2	-200		35.	35.
			156-1189-00	A	K+	3J	Hitachi	HM10470DG	18	Screened	-5.2	-200		35.	35.
			156-1189-01	A	K	3G	NEC	B10470	18	Screened	-5.2	-200		35.	35.
			156-1633-00	A	L-		Fujitsu	MBM10470-20	18	Screened	-5.2	-200		35.	35.
			156-0192-00	N	I	3H	Fairchild	F10470DC	18	Ceramic Pkg	-5.2	-200		35.	35.
			156-0192-02	N	J+		Hitachi	HM10470DG	18	Screened	-5.2	-200		35.	35.
			156-0199-00	N	J+		NEC	B10470	18	Screened	-5.2	-200		35.	35.
			156-0339-00	N	J	3F	Fujitsu	MBM10470-20	18	Screened	-5.2	-200		35.	35.
			156-0339-02	N	J		Fairchild	F10470DC	18	Ceramic Pkg	-5.2	-200		35.	35.
			156-0599-00	N	J		Hitachi	HM10470DG	18	Screened	-5.2	-200		35.	35.
CMOS	TTL	64 16 x 4	156-0599-01	N	J+		Fairchild	F10470DC	18	Ceramic Pkg	-5.2	-200		35.	35.
			156-1189-00	A	K+	3J	Hitachi	HM10470DG	18	Screened	-5.2	-200		35.	35.
			156-1189-01	A	K	3G	NEC	B10470	18	Screened	-5.2	-200		35.	35.
			156-1633-00	A	L-		Fujitsu	MBM10470-20	18	Screened	-5.2	-200		35.	35.
			156-0192-00	N	I	3H	Fairchild	F10470DC	18	Ceramic Pkg	-5.2	-200		35.	35.
			156-0192-02	N	J+		Hitachi	HM10470DG	18	Screened	-5.2	-200		35.	35.
			156-0199-00	N	J+		NEC	B10470	18	Screened	-5.2	-200		35.	35.
			156-0339-00	N	J	3F	Fujitsu	MBM10470-20	18	Screened	-5.2	-200		35.	35.
			156-0339-02	N	J		Fairchild	F10470DC	18	Ceramic Pkg	-5.2	-200		35.	35.
			156-0599-00	N	J		Hitachi	HM10470DG	18	Screened	-5.2	-200		35.	35.
CMOS	TTL	256 256 x 1	156-1357-00	A	K	4E	AMD	AM29721PCB2/DCB2	16	Screened	+5.	70		45.	50.
			156-1171-00	N	N	3F	Signetics	N82S09-I	28	Cer Pkg, Scrnd	+5.	190		45.	35.
			156-1223-00	A	N		Fairchild	93422	22	Ceramic Pkg	+5.	155		45.	35.
			156-1293-00	A	M		Fairchild	93L422PC	22	Plastic Pkg	+5.	80		60.	60.
			156-1293-01	A	N		AMD	AM93L422DC	22		+5.				
			156-1360-00	A	M-	5E	Tektronix	AM93L422BPC/DC	22		+5.	155		45.	45.
			156-1360-01	A	M-		AMD	AM93422PC/DC	22	Screened	+5.	155		45.	45.
			156-1301-00	N	M+		Fairchild	93422DC/PC	22		+5.				
			156-1301-01	N	M+		AMD	AM93422PC/DC	22	Screened	+5.				
			156-1359-00	N	L		Fairchild	93422DC/PC	22		+5.				
CMOS	TTL	4096 1024 x 4	156-1359-01	N	N	3I	Fairchild	93422DC/PC	22		+5.				
			156-1359-02	N	L		AMD	AM93422PC/DC	22	Screened	+5.				
			156-1429-00	A	M-		Fairchild	93422DC/PC	22		+5.				
			156-1429-01	A	M-	3H	NEC	uPD444	18	Screened	+5.	40	50uA	450.	450.
			156-1786-00	A			Hitachi	HM4334P-3	18	Plastic Pkg	+5.	40	50uA	450.	450.
			156-1632-00	A	N-		Hitachi	HM6116LP-4	24		+5.	70	12	250.	250.
			156-1706-00	N			Toshiba	TC5516APL	24		+5.	70	3	250.	250.
			156-1301-00	N	M+		Fujitsu	MB8414E	18	Ceramic Pkg	+5.	7	.05	420.	420.
			156-1301-01	N	M+		Fujitsu	MB8414E	18	Screened	+5.	7	.05	420.	420.
			156-1359-00	N	L		Fujitsu	MB8414E/C	18	Screened	+5.	7	.5	500.	500.
CMOS	TTL	16384 2048 x 8	156-1632-00	A	N-		Hitachi	HM6116LP-4	24		+5.	70	12	250.	250.
			156-1706-00	N			Toshiba	TC5516APL	24		+5.	70	3	250.	250.
			156-1301-00	N	M+		Fujitsu	MB8414E	18	Ceramic Pkg	+5.	7	.05	420.	420.
			156-1301-01	N	M+		Fujitsu	MB8414E	18	Screened	+5.	7	.05	420.	420.
			156-1359-00	N	L		Fujitsu	MB8414E/C	18	Screened	+5.	7	.5	500.	500.
			156-1359-01	N	N		Fujitsu	MB8414E/C	18	Screened	+5.	7	.5	500.	500.
			156-1359-02	N	L		Fujitsu	MB8414E/C	18	Ceramic Pkg	+5.	7	.05	370.	370.
			156-1429-00	A	M-		NEC	uPD444	18		+5.	40	50uA	450.	450.
			156-1429-01	A	M-	3H	NEC	uPD444	18	Screened	+5.	40	50uA	450.	450.
			156-1786-00	A			Hitachi	HM4334P-3	18	Plastic Pkg	+5.	40	50uA	450.	450.

** NEW DESIGN RECOMMENDATION FROM COMPONENT ENGINEERING:

A = Acceptable
N = Not Recommended
U = Undefined
X = Do Not Use

++ FOR RELIABILITY CODES, SEE PAGE 1-3.

MEMORY SELECTION GUIDE (CONT)

STATIC RAM (SRAM) (CONT)

1

FUNCTION PROCESS BIT GEOMETRY

PART NUMBER	** ND	CC	++ RC	VENDOR	VENDOR NO.	PINS	OTHER	SUPPLY (V)	I _{Sup} ACTIVE (mA)	STANDBY (mA)	CYCLE TIME	
											READ (MIN)	WRITE (MIN)
156-0716-00	A	K-	4G	AMI	S6810-A	24	Ceramic Pkg	+5.	130		500.	500.
156-0716-01	A	L	3G	Motorola	MCM681-0	24	Ceramic Pkg	+5.			450.	450.
156-1591-00	A	L		Motorola	S6810A	24	Screened	+5.	70		450.	450.
156-0698-00	N	J+		Motorola	MCM6810LDS	24	Scrnd, Ceramic or Cerdip	+5.	100		250.	250.
156-0698-01	N	J+		Motorola	MCM6810SD	24						
156-1188-00	N	K		AMD	AM9101BDC	22	Cer or Plastic	+5.	60		450.	270.
156-1298-00	N	L+		Intel	B2101A-4	22	Checked	+5.	60		450.	270.
156-1298-01	N	L+		Signetics	2101-1N	22						
156-0291-00	N	I	4E	AMD	AM9101BDC	22						
156-0291-01	N	I	4G	Intel	B2101A-4	22						
156-0893-00	N	M+		Signetics	2101-1N	18	Ceramic Pkg	+5.	70		250.	170.
156-0893-01	N	M+		AMD	AM9111DDC	22						
156-1278-00	A	K+		Synertek	SY2111A-2	22	Ceramic Pkg	+5.	90		200.	200.
156-0943-00	N	M+		Synertek	SY21H01-2	22	Screened	+5.	90		200.	200.
156-0943-01	N	M+		Synertek	SY21H01-2	22						
156-1028-00	N	I	4E	AMD	2102	16	Scrnd, Plstc Pkg	+5.	50		350.	350.
156-1028-01	N	I	4G	Fairchild	2102LFD/PC	16						
156-1127-00	N	J+	5C	Natl Semic	2102AN	16	Checked	+5.	50		350.	350.
156-1281-00	N	K		Signetics	2102N	16						
156-1323-00	A	L+	3I	Fairchild	2102FDC/PC	16	Cer or Plastic	+5.	50		350.	350.
156-1323-01	A	L+	3I	Natl Semic	MM2102AN	16						
156-1461-00	A	J+	4B	Signetics	2102N	16						
156-1461-01	A	J+	4B	Fairchild	2102FDC/PC	16	Checked	+5.	50		350.	350.
156-1574-00	A	M		Natl Semic	2102AN	16						
156-1574-01	A	M		Fairchild	2102FDC/PC	16						
156-1614-00	A	L		Intel	2102AN	16	Ceramic Pkg	+5.	125		45.	40.
156-1614-01	A	L		Intel	CD2115A	16						
156-1695-00	N	M+	4F	EMM Semic	4804A	18	Ceramic Pkg	+5.	100		450.	450.
156-1695-01	N	M+	4F	EMM Semic	MM4804A	18	Checked	+5.	100		450.	450.
156-1695-02	N	M+	4F	Intel	2114AL-4	18	Ceramic Pkg	+5.	135		450.	450.
156-1695-03	N	M+	4F	Intel	AM9114BDC	18						
156-1695-04	N	M+	4F	Intel	2114AL-4	18	Screened	+5.	135		450.	450.
156-1695-05	N	M+	4F	Intel	AM9130BDC	22	Ceramic Pkg	+5.	110		690.	690.
156-1695-06	N	M+	4F	Intel	AM9114BDC	18	Ceramic Pkg	+5.	50		450.	450.
156-1695-07	N	M+	4F	Intel	D2114AL-4/S7049	18						
156-1695-08	N	M+	4F	Intel	1M7114LCJN	18						
156-1695-09	N	M+	4F	Intel	2114AL-4/S7129	18	Plastic Pkg	+5.	50		200.	200.
156-1695-10	N	M+	4F	Intel	AM91124CDC	18	Ceramic Pkg	+5.	50	20	300.	300.
156-1695-11	N	M+	4F	Intel	AM91124CDC	18	Screened	+5.	50	20	300.	300.
156-1695-12	N	M+	4F	Intel	D2114AL-4/S7127	18	Cer or Cerdip	+5.	40		200.	200.
156-1695-13	N	M+	4F	Intel	C2114AL	18	Screened	+5.	40		200.	200.
156-1695-14	N	M+	4F	Intel	D2148HL-3	18	Cer or Cerdip	+5.	125	20	55.	55.
156-1695-15	N	M+	4F	Intel	D2148HL	18	Cer or Cerdip	+5.	125	20	70.	70.
156-1695-16	N	M+	4F	Intel	A2114AL-3	18	Cer or Cerdip	+5.	40		150.	150.
156-1695-17	N	M+	4F	Intel	P21149H-2	18	Cer or Cerdip	+5.	180		45.	45.
156-0987-00	N	M+	4F	AMD	9140BDC	22	Ceramic Pkg	+5.	110	56	620.	620.
156-0987-01	N	M+	4F	AMD	9140BDC	22	Checked	+5.	110	56	620.	620.
156-0987-02	N	M+	4F	AMD	9140BDC	22	Screened	+5.	110	56	620.	620.
156-1228-00	A	L	5D	Hitachi	HM6147	18	Cer or Cerdip	+5.	160	20	70.	70.
156-1613-00	A	K+		Intel	CD2147H	18						
156-1690-00	A	K		NEC	D2147D-2	18						
156-1382-00	N	M		Toshiba	TMM2147	18						
156-1382-01	N	M		AMD	AM21147-55DC	18	Cer or Cerdip	+5.	115	6	55.	55.
156-1382-02	N	M		Hitachi	HM6147G-3	18						
156-1383-00	N	N+		Intel	21474-2	18						
156-1575-00	N	N+		AMD	2147-45DC	18						
156-1594-00	A	N		Mostek	MK4801AP/J-4	24	Cer. or Cerdip	+5.	80	60	250.	250.
156-1615-00	A	N		Mostek	MK4118A-4P/J	24	Ceramic Pkg	+5.	80		250.	250.
156-1694-00	N	N		Mostek	MK4118A-4	24	Ceramic Pkg	+5.	80	60	250.	250.
156-1734-00	N	N		Mostek	MK4118A-2	24	Plastic Pkg	+5.	80	60	150.	150.
156-1734-01	N	N		Mostek	MK4118AP/J-1	24	Ceramic Pkg	+5.	80	60	120.	120.
156-1594-00	A	N		Hitachi	HM6116P-3	24	Plastic Pkg	+5.	80		200.	200.
156-1615-00	A	N	5A	Inmos	IMS1400-55	20	Cer or Cerdip	+5.	180	30	55.	55.
156-1694-00	N	N		NEC	UPD2167-3	20						
156-1734-00	N	N		Inmos	IMS1420S-55	20	Ceramic Pkg	+5.				
156-1734-01	N	N		Intel	2186	28	Ceramic Pkg	+5.				

MOS NMOS

4096

1024 x 4

4096 x 1

8192

1024 x 8


2048 x 8

16384 x 1

4096 x 4

8192 x 8

65536



** NEW DESIGN RECOMMENDATION FROM COMPONENT ENGINEERING:

A = Acceptable
N = Recommended

THIS APPLIES TO ALL DEVICES ON THIS PAGE

MEMORY SELECTION GUIDE (CONT)

FIELD PROGRAMMABLE XROM

FUNCTION	PROCESS	BIT GEOMETRY	PART NUMBER	** ND	CC	++ RC	VENDOR	VENDOR NUMBER	PINS	OTHER	SUPPLY (V)	POWER (mW)		READ ACCESS TIME (ns)
												ACTIVE	STANDBY	
PROM	BIPOLAR	ECL	156-1037-00	A	M+		Motorola	10139L	16	Cer or Plastic	-5.2	580		15.
			156-1673-00	A	M+		Motorola	MCM10149L	16	Cer or Cerdip	-5.2	806		25.
		STTL	156-0305-00	A	K-	48	AMD	27S18CDE	16		+5.	450		40.
			156-0785-00	N	J		Intersil	IM5610CJE	16		+5.	500		540.
			156-1151-00	A	J+		Natl Semic	DM74S288J	16	Ceramic Pkg	+5.	550		30.
			156-1325-00	A	J+		T.I.	TBP18SA030	16	Ceramic Pkg	+5.	400		40.
			156-1814-00	A			AMD	27519	16	Ceramic Pkg	+5.	600		40.
			156-0905-00	N	J+		Fairchild	93427DC	16	Ceramic Pkg				
			156-1343-00	A	K-		Signetics	N82S129J	16	Ceramic Pkg	+5.	600		50.
			156-1452-00	A	J+		Natl Semic	DM74S287J	16	Cer or Cerdip	+5.	650		50.
			156-1453-00	N	K		MMI	6301	16	Cer or Cerdip	+5.	650		55.
			156-1628-00	A	J+		MMI	63S141J	16	Screened	+5.	650		45.
	STTL	2048	156-0960-00	N	K+		T.I.	TBP18S22	20	Ceramic	+5.			
			156-1560-00	A	L		MMI	6309-1/J20	20		+5.	900		70.
		4096	156-0859-00	N	K+		MMI	MMI6306-1J	16	Ceramic Pkg	+5.	650		60.
			156-1372-00	N	M-		T.I.	TBP18S42	20	Ceramic Pkg	+5.	800		75.
		8192	156-1392-00	A	M+		MMI	6349-1J	20	Ceramic Pkg	+5.	775		70.
			156-1462-00	A	M-		AMD	AM27S29DC	20	Ceramic Pkg	+5.	800		55.
		16384	156-1213-00	A	L+		MMI	6353-1J	18	Ceramic Pkg	+5.	875		60.
			156-0973-00	N	N+		Signetics	N82S2708E	24	Ceramic Pkg				
		16384	156-0976-00	A	L+		Signetics	N82S181F	24	Ceramic Pkg	+5.	800		70.
			156-1438-00	N	N-		T.I.	TBP28S86N	24		+5.	920		70.
		16384	156-1608-00	A	M+		AMD	AM27S181D-24-1	24	Cer or Cerdip	+5.	970		60.
EPROM	MOS	NMOS	156-1182-00	A	N		Signetics	N82S185F	18	Ceramic Pkg	+5.	600		100.
			156-1354-00	A	O		Signetics	N82S191F/1	24	Ceramic Pkg	+5.	875		80.
		16384	156-1672-00	A	O-		AMD	AMD27S291DC	24	Cer or Cerdip	+5.			50.
			156-1675-00	A	O-		AMD	AMD25S191ADC	24	Cer or Cerdip	+5.			35.
		16384	156-1687-00	A	N-		AMD	AMD27S1910C	24	Cer or Cerdip	+5.			50.
			156-1526-00	A	N		Signetics	N82LS181	24		+5.	425		120.
		16384	156-1146-00	N	K+		Intersil	IM5604CDE	16	Ceramic Pkg	+5.	700		70.
			156-0708-00	N	K+		Motorola	MCM2708L	24	Ceramic Pkg				
		16384	156-1017-00	A	L		Intel	2716	24	Ceramic Pkg	+5.	525	132	450.
			156-1101-00	A	N-		T.I.	TMS2716JL	24	Ceramic Pkg	+5, +12.	500		450.
	PMOS	NMOS	156-1417-00	A	L		Intel	D2716-1	24	Ceramic Pkg	+5.	525	132	350.
			156-1403-00	A	M		Intel	D2732	24	Ceramic Pkg	+5.	750	150	450.
		32768	156-1596-00	A	M+		Hitachi	HN462532-DC-24C	24	Ceramic Pkg	+5.	895	195	450.
			156-1598-00	A	L+		Intel	D2732A-3	24	Ceramic Pkg	+5.	790	185	300.
		65536	156-1625-00	A	M-		Intel	D2732A	24			790	160	250.
			156-1625-01	A			Intel	D2732A	24	Screened				
		131072	156-1651-00	A			AMD	AM2732-1DC	24	Cer or Cerdip	+5.	787	157	350.
			156-1559-00	N	O+		Motorola	MCM68764C/L	24	Ceramic Pkg	+5.	650	250	450.
		131072	156-1603-00	A	N		Intel	D2764-3	28	Cer Pkg, Scrnd	+5.	600	265	300.
			156-1610-00	N	O+		Motorola	MCM68766C35	24	Cer Pkg, Scrnd	+5.	850		
EEPROM	NMOS	16384	156-1630-00	A	N		Intel	D2764-4	28	Cer or Cerdip	+5.	600	265	450.
			156-1652-00	A			Intel	D2764	28	Cer or Cerdip	+5.			250.
		131072	156-1686-00	N	O+		Fujitsu	MBM2764-25	24					
			156-1696-00	A	O		Motorola	MCM68764-C35	24	Cer or Cerdip	+5.			350.
EEPROM	NMOS	16384	156-1602-00	A	O+	3I	Intel	D2816-3	24	Ceramic	+5, -22.			
			156-1735-00	A			Intel	D2817-4	28	Ceramic Latches	+5, +21.			
EEPROM	PMOS	1400	156-1566-00	N	J+		GI	ER1400	14	Cer or Plstc	-35			
			156-1566-00	N	J+		GI	ER1400	14	Cer or Plstc	-35			



THIS APPLIES TO ALL DEVICES ON THIS PAGE

MEMORY SELECTION GUIDE (CONT)

FLEXIBLE DISKS

PART NUMBER	** ND	CC	†† RC	SIZE	SECTORS/TRACK	BYTES/SECTOR	TRACKS/SIDE	UNFORMATTED CAP KBYTES	FORMATTED CAP KBYTES	COMPATIBILITY
SINGLE SIDE/SINGLE DENSITY										
119-0848-00	A	K		8"	32 Hard	128	77	401	315.392	Non Standard Format
119-0967-00	A	K	4J	8"	26 Soft	128	77	401	246.272	IBM Standard Format
SINGLE SIDE/DOUBLE DENSITY										
119-1011-00	A	K+		8"	32 Hard	256	77	802	630.784	Non Standard Format
119-1376-00	A	K+		8"	Soft		77	802		IBM Standard Format
DOUBLE SIDE/DOUBLE DENSITY										
119-1182-00	A	L-		8"	Soft		77	1604		IBM Standard Format

SPECIAL PURPOSE

Alignment diskettes are available. Part numbers are not included because of dependence on disk drive compatibility.



THIS APPLIES TO ALL DEVICES ON THIS PAGE

†† CATALOG RELIABILITY CODES

USAGE/YR	CODE	FAILURE FREQ	CODE	%/YR (median)
≥10	1	1/100 000	A	= .001
≥100	2	1/50 000	B	= .002
≥1 000	3	1/20 000	C	= .005
≥10 000	4	1/10 000	D	= .01
≥100 000	5	1/5 000	E	= .02
≥1 000 000	6	1/2 000	F	= .05
≥10 000 000	7	1/1 000	G	= .1
		1/500	H	= .2
		1/200	I	= .5
		1/100	J	= 1.0+

For further explanation of this code,
see page 4-72.

** NEW DESIGN RECOMMENDATION FROM COMPONENT ENGINEERING:

A = Acceptable
N = Not Recommended
U = Undefined
X = Do Not Use

COST CODE

(CC COLUMN)

CODE	% VALUE with -	% VALUE no suffix	% VALUE with +
A	.2¢	.5¢	.75¢
B	1.25¢	1.5¢	2¢
C	2.5¢	3¢	3.75¢
D	4.25¢	5¢	6¢
E	7¢	8¢	10¢
F	13¢	15¢	18¢
G	22¢	25¢	35¢
H	40¢	50¢	60¢
I	65¢	75¢	\$1
J	\$1.25	\$1.50	\$2
K	\$2.50	\$3	\$3.75
L	\$4.25	\$5	\$6
M	\$7	\$8	\$10
N	\$13	\$15	\$18
O	\$22	\$25	\$35+

NOTE: Costs may vary from order to order
due to order quantities, vendor, etc.

INTEGRATED CIRCUITS, DIGITAL CMOS

VENDOR NUMBER	PART NUMBER	** ND	CC	DESCRIPTION	OTHER	++ RC	CASE STYLE
ADDERS/COMPARATORS							
4008B	156-0502-02	A	I-	4-Bit Full Adder	Scrnd		16 DIP
4585B	156-0548-02	A	I	4-Bit Magnitude Comparator	Scrnd		16 DIP
BUFFERS/INVERTERS							
4009	156-0503-02	N	H-	Hex Inverting Buffer	Scrnd	3E	16 DIP
4010	156-0504-00	N	H-	Hex Non-Inverting Buffer		4F	16 DIP
4010	156-0504-01	N	H-	Hex Non-Inverting Buffer	Chkd		16 DIP
4010	156-0504-02	N	H-	Hex Non-Inverting Buffer	Scrnd		16 DIP
4049B	156-0494-02	A	H	Hex Inverting Buffer	Scrnd	4D	16 DIP
4050B	156-0330-02	A	H	Hex Non-Inverting Buffer	Scrnd		16 DIP
4069B	156-0745-01	A	G+	Hex Inverter	Scrnd		14 DIP
74C14	156-0876-00	N	H-	Hex Inverter, Schmitt Trig		3F	14 DIP
74C14	156-0876-01	A	H	Hex Inverter, Schmitt Trig	Chkd	3E	14 DIP
80C97	156-0649-00	N	G+	3-St Hex, Non-Inv. Buffer		36	16 DIP
80C97	156-0649-02	A	H-	3-St Hex, Non-Inv. Buffer	Scrnd		16 DIP
80C98	156-1341-00	N	H-	3-St Hex, Inverting Buffer		3F	16 DIP
80C98	156-1341-01	A	H+	3-St Hex, Inverting Buffer	Scrnd		16 DIP
COUNTERS							
RDD104	156-1717-00	A		Divider, 4-Decade			8 DIP
4017B	156-0799-01	A	I-	Divider, Decade Counter	Scrnd		16 DIP
4018	156-0519-01	A	I-	Preset Div-By-N Counter	Scrnd		16 DIP
4020B	156-0895-01	A	I	14-Stage Ripple/Carry/Divider/Counter	Scrnd	4E	16 DIP
4024B	156-0523-01	A	I	7-Stage Binary Counter	Scrnd		14 DIP
4040B	156-0545-01	A	I	12-Bit Binary Counter	Scrnd		16 DIP
4516B	156-0582-03	A	J-	Binary Up/Down Counter	Scrnd	4H	16 DIP
4518B	156-0752-01	A	I	Dual BCD Up Counter	Scrnd		16 DIP
4520B	156-0579-02	A	I-	Dual 4-Bit Binary Counter	Scrnd		16 DIP
4521	156-0864-00	A	J-	24-Stage Frequency Divider			16 DIP
4521	156-0864-01	A	J+	24-Stage Frequency Divider	Scrnd		16 DIP
4553B	156-0896-01	A	J	3-Digit BCD Counter	Scrnd	4E	16 DIP
7226B	156-1655-00	A	N-	Universal Counter System		2J	40 DIP
40103B	156-1568-00	A	I+	8-Bit Binary Down Counter	Scrnd		16 DIP
74HC160	156-1750-00	A		Programmable Counter	Scrnd		16 DIP
74HC161	156-1762-00	A		Programmable Counter	Scrnd		16 DIP
74C193	156-0627-00	N	I-	Syn 4-Bit Up/Dn Binry Cntr			16 DIP
74C193	156-0627-02	A	I	Syn 4-Bit Up/Dn Binry Cntr	Scrnd		16 DIP
DECODERS/MULTIPLEXERS							
4028B	156-0756-00	N	I-	BCD to Decimal Decoder		3H	16 DIP
4028B	156-0756-01	A	I	BCD to Decimal Decoder	Scrnd	3G	16 DIP
4511	156-0795-01	A	I	BCD to 7-Seg Lch/Drv/Dcdr	Scrnd		16 DIP
4543B	156-1556-00	A	J-	BCD to 7-Seg Lch/Drv/Dcdr	Scrnd		16 DIP
4555B	156-1368-00	A	A	Dual Bin 1 of 4 Dcdr/Demux			16 DIP
4556B	156-0898-01	A	H+	Dual Bin 1 of 4 Dcdr/Demux	Scrnd		16 DIP
74C42	156-0566-00	N	I	BCD to Decimal Decoder			16 DIP
74C42	156-0566-02	A	I+	BCD to Decimal Decoder	Scrnd		16 DIP
74C48	156-0886-00	N	H	BCD to 7-Segment Decoder		3G	16 DIP
74C48	156-0886-02	A	J-	BCD to 7-Segment Decoder	Scrnd		16 DIP
74C151	156-0869-00	N	J-	8-Chan Digital Multiplexrs			16 DIP
74C151	156-0869-01	A	J	8-Chan Digital Multiplexrs	Scrnd		16 DIP
74C157	156-0547-00	N	J-	Quad 2-Input Multiplexers			16 DIP
74C157	156-0547-03	A	J-	Quad 2-Input Multiplexers	Scrnd		16 DIP
DRIVERS							
4511	156-0795-01	A	I	BCD 7-Seg Dcdr/Ltch/Drvr	Scrnd		16 DIP
4543B	156-1556-00	A	J-	BCD 7-Seg Dcdr/Ltch/Drvr	Scrnd		16 DIP
7218A	156-1621-00	A	L+	8-Digit LED Driver System (Common Anode)	Scrnd		28 DIP
7218B	156-1622-00	A	L+	8-Digit LED Driver System (Common Cathode)	Scrnd		28 DIP
74C48	156-0886-00	A	H	BCD to 7-Seg. Decoder/Drvr		3G	16 DIP
74C912	156-1431-00	A	L-	6-Digit BCD Dsply Cntr/Drvr			28 DIP

VENDOR NUMBER	PART NUMBER	** ND	CC	DESCRIPTION	OTHER	++ RC	CASE STYLE
FLIP-FLOPS							
4013B	156-0366-03	A		Dual, D-Type Edge Triggrrd	Scrnd		14 DIP
4027B	156-0525-03	A	H-	Dual, J-K Master/Slave	Scrnd	3H	16 DIP
74C107	156-0680-00	N	H	Dual, J-K w/Clear			14 DIP
74C107	156-0680-02	A	H+	Dual, J-K w/Clear	Scrnd		14 DIP
74C173	156-0574-02	A	I	3-State Quad D	Scrnd		16 DIP
74C174	156-0682-00	N	I+	Hex D		3F	16 DIP
74C174	156-0682-02	A	H	Hex D	Scrnd	3E	16 DIP
74C175	156-0931-00	N	H-	Quad D		3G	16 DIP
74C175	156-0931-01	A	I	Quad D	Scrnd		16 DIP
74C374	156-1327-00	A	I+	3-State Octal D	Scrnd	4E	20 DIP
74SC374	156-1646-00	A	K+	Octal, D-Type Edge Triggrrd			20 DIP
GATES							
4001A	156-0349-00	N	G	Quad, 2-Input NOR		3I	14 DIP
4001B	156-0349-01	N	G+	Quad, 2-Input NOR		4D	14 DIP
4001A	156-0349-03	N	G+	Quad, 2-Input NOR	Scrnd	4F	14 DIP
4001B	156-0349-06	A	G	Quad, 2-Input NOR	Scrnd	4D	14 DIP
4002B	156-0754-00	N	G	Dual, 4-Input NOR		4E	14 DIP
4002B	156-0754-01	N	G	Dual, 4-Input NOR	Chkd	4E	14 DIP
4002B	156-0754-02	A	G+	Dual, 4-Input NOR	Scrnd		14 DIP
4011A	156-0350-00	N	F	Quad, 2-Input NAND		3I	14 DIP
4011B	156-0350-01	N	F-	Quad, 2-Input NAND			14 DIP
4011A	156-0350-02	N	G+	Quad, 2-Input NAND	Scrnd	4D	14 DIP
4011B	156-0350-05	A	G	Quad, 2-Input NAND	Scrnd		14 DIP
4012	156-0793-02	A	H-	Dual, 4-Input NAND	Scrnd		14 DIP
4019B	156-1352-00	A	H-	Quad, AND/OR Select	Scrnd		16 DIP
4023B	156-0524-00	N	G+	Triple, 3-Input NAND		3H	14 DIP
4023B	156-0524-02	A	H	Triple, 3-Input NAND	Scrnd		14 DIP
4025B	156-0575-03	A	H-	Triple, 3-Input NOR	Scrnd	4D	14 DIP
4070B	156-0786-02	A	H-	Quad, EX OR	Scrnd		14 DIP
4071B	156-1340-01	A	H-	Quad, 2-Input OR	Scrnd		14 DIP
4078	156-1320-00	A	G+	8-Input OR NOR	Scrnd		14 DIP
4081B	156-1478-00	A	G	Quad, 2-Input AND			14 DIP
4082B	156-1787-00	A	I	Dual, 4-Input AND			14 DIP
4086B	156-0753-00	N	H	Exp, 4-Wide, 2-Input AND/OR Inv		2J	14 DIP
4093B	156-0961-00	N	H-	Quad, 2-Input NAND, Schmitt Trigger			14 DIP
4093B	156-0961-02	A	H	Quad, 2-Input NAND, Schmitt Trigger	Scrnd	4D	14 DIP
4572	156-0767-00	N	G	Hex, 4-Inv, 2-Inv NOR/NAND		4E	16 DIP
4572	156-0767-02	A	H-	Hex, 4-Inv, 2-Inv NOR/NAND	Scrnd		16 DIP
4519B	156-0505-00	N	G+	4-Bit AND/OR Selector			16 DIP
4519C	156-0505-02	A	H-	4-Bit AND/OR Selector Se.			16 DIP
74C00	156-0941-00	N	G	Quad, 2-Input NAND			14 DIP
74C00	156-0941-01	A	G	Quad, 2-Input NAND	Scrnd		14 DIP
74C08	156-0577-00	N	G	Quad, 2-Input AND			14 DIP
74C08	156-0577-02	A	G+	Quad, 2-Input AND	Scrnd		14 DIP
74C10	156-0938-00	N	G	Triple, 3-Input NAND			14 DIP
74C10	156-0938-01	A	G+	Triple, 3-Input NAND	Chkd		14 DIP
74C30	156-1397-00	A	H-	8-Input NAND	Scrnd		14 DIP
74C32	156-0766-00	N	G	Quad, 2-Input OR		4E	14 DIP
74C32	156-0766-02	A	H-	Quad, 2-Input OR, Ceram Pkg	Scrnd		14 DIP
GENERATORS							
4702	156-0850-02	A	L+	Programmable Bit Rate	Scrnd		16 DIP



THIS APPLIES TO ALL DEVICES ON THIS PAGE

INTEGRATED CIRCUITS,DIGITAL (CONT) CMOS

VENDOR NUMBER	PART NUMBER	** ND	CC	DESCRIPTION	OTHER	++ RC	CASE STYLE
LATCHES							
4042	156-0800-01	A	H	Quad Latch	Scrnd		16 DIP
4508B	156-0897-00	A	K	Dual 4-Bit Latch			24 DIP
4511	156-0795-01	A	I	BCD to 7-Segment Decoder/ Driver/Latch	Chkd		16 DIP
4543B	156-1556-00	A	J-	BCD to 7-Segment Decoder/ Driver/Latch	Scrnd		16 DIP
74C373	156-1398-00	A	J-	3-State Octal D-Type			20 DIP
MEMORIES							
SEE MEMORY SELECTION GUIDE THIS SECTION							
MULTIVIBRATORS							
4528B	156-0578-02	A	I	Dual One Shot MV	Scrnd		16 DIP
4538B	156-1152-00	N	I	Dual Monostable MV		4E	
4538B	156-1152-01	A	I+	Dual Monostable MV	Scrnd	4D	
74C221	156-0750-02	A	I+	Dual Monostable MV	Scrnd		16 DIP
SHIFT REGISTERS							
4006B	156-0681-02	A	J+	18-Stage Static	Scrnd		14 DIP
4014B	156-0568-00	N	H+	8-Stage Synchronous Parall Input/Serial Output			16 DIP
4014B	156-0568-01	A	I+	8-Stage Synchronous Parall Input/Serial Output	Scrnd		16 DIP
4015B	156-0801-01	A	I	Dual 4-Stage Serial Input/ Parallel Output	Scrnd		16 DIP
4021B	156-0576-02	A	I	8-Stage Asynchronous Parall Input/Serial Output	Scrnd		16 DIP
4035B	156-0580-02	A	I-	4-Bit Parallel Input/ Parallel Output	Scrnd		16 DIP
4094B	156-0796-00	N	I	8-Stage Shift and Store Bus Register		4D	16 DIP
4094B	156-0796-01	A	I+	8-Stage Shift and Store Bus Register	Scrnd	4D	16 DIP
74C164	156-0572-02	A	I+	8-Bit Serial Input/Parallel Output w/Clear	Scrnd		14 DIP
74C165	156-0625-01	A	J-	8-Bit Parallel Input	Scrnd		16 DIP
MISCELLANEOUS							
CDP1857D	156-1279-00	A	N	Bus/Buffer Separator 4-Bit, 3-State Output			16 DIP
4490	156-0763-00	A	J-	Hex Contact Bouncd Elimntr		3E	16 DIP
4490	156-0763-01	N	J-	Hex Contact Bouncd Elimntr	Chkd		16 DIP
4490	156-0763-02	A	J-	Hex Contact Bouncd Elimntr	Scrnd		16 DIP
4512B	156-1486-00	A	I	8-Channel Data Selector	Scrnd		16 DIP
4532	156-1282-00	A	I	8-Bit Encoder			16 DIP
4559B	156-0583-02	N	K-	Successive Approx Register	Scrnd		16 DIP
5369	156-1337-00	A	I-	17-Stage Prgmbl OSC/Driver	Scrnd		8 DIP
6993	156-1115-00	N	O+	Sync Generator			24 DIP
7213	156-1274-00	A	K-	Crystal Oscillator/Divider			14 DIP
40115	156-1319-00	A	M	8-Bit BiDirect CMOS/TTL Interface Level Controller		1J	22 DIP
74C911	156-1430-00	A	L+	4-Digit Expandable Segment Display Controller			28 DIP
74C923	156-1215-00	N	K-	20 Key Encoder			20 DIP
74C923	156-1215-01	A	K	20 Key Encoder	Scrnd	3G	20 DIP

++ CATALOG RELIABILITY CODES

USAGE/YR	CODE	FAILURE FREQ	CODE	%/YR (median)
≥10	1	1/100 000	A	.001
≥100	2	1/50 000	B	.002
≥1 000	3	1/20 000	C	.005
≥10 000	4	1/10 000	D	.01
≥100 000	5	1/5 000	E	.02
≥1 000 000	6	1/2 000	F	.05
≥10 000 000	7	1/1 000	G	.1
		1/500	H	.2
		1/200	I	.5
		1/100	J	1.0+

For further explanation of this code,
see page 4-72.

COST CODE (CC COLUMN)

CODE	% VALUE with -	% VALUE no suffix	% VALUE with +
A	.2¢	.5¢	.75¢
B	1.25¢	1.5¢	2¢
C	2.5¢	3¢	3.75¢
D	4.25¢	5¢	6¢
E	7¢	8¢	10¢
F	13¢	15¢	18¢
G	22¢	25¢	35¢
H	40¢	50¢	60¢
I	65¢	75¢	\$1
J	\$1.25	\$1.50	\$2
K	\$2.50	\$3	\$3.75
L	\$4.25	\$5	\$6
M	\$7	\$8	\$10
N	\$13	\$15	\$18
O	\$22	\$25	\$35+

NOTE: Costs may vary from order to order
due to order quantities, vendor, etc.

** NEW DESIGN RECOMMENDATION FROM COMPONENT ENGINEERING

A = Acceptable
N = Not Recommended



THIS APPLIES TO ALL DEVICES ON THIS PAGE.



INTEGRATED CIRCUITS, DIGITAL (CONT)

ECL

THIS APPLIES TO ALL DEVICES ON THIS PAGE.

VENDOR NUMBER	PART NUMBER	**ND	CC	DESCRIPTION	OTHER	++RC	CASE STYLE	VENDOR NUMBER	PART NUMBER	**ND	CC	DESCRIPTION	OTHER	++RC	CASE STYLE
ADDERS								FLIP-FLOPS							
100180	156-1508-00	A	N-	6-Bit			24 DIP	11C06	156-0377-00	A	L+	D-Type M-S (650 MHz)			16 DIP
100180FC	156-1507-00	A	N-	6-Bit			F1t Pk	1670L	156-0228-00	A	N+	D-Type M-S (275 MHz)	4G		16 DIP
10181	156-0863-00	A	L	Alu			24 DIP	10131	156-0230-00	A	H+	Dual D-Type M-S (150 MHz)	4G		16 DIP
10181	156-0863-01	A	L	Alu	Scrnd		24 DIP	10131	156-0230-02	A	I	Dual D-Type M-S (150 MHz)	Scrnd		16 DIP
BUFFERS/INVERTERS								10H131	156-1639-00	A	I+	Dual D-Type M-S (250 MHz)	Scrnd		16 DIP
10188	156-0543-00	A	I	Hex Buffer			16 DIP	10H131	156-1639-01	A	I+	Dual D-Type M-S (250 MHz)	Scrnd		16 DIP
10188	156-0543-01	A	I+	Hex Buffer	Scrnd	4E	16 DIP	10135L	156-0688-00	A	I+	Dual J-K, Master/Slave	Scrnd	4D	16 DIP
10189	156-0542-00	A	I-	Hex Inverter			16 DIP	10135L	156-0688-01	A	I+	Dual J-K, Master/Slave	Scrnd		16 DIP
10189	156-0542-01	A	I+	Hex Inverter	Scrnd		16 DIP	10176	156-0633-00	A	J	Hex D-Type, Master/Slave	Scrnd		16 DIP
10195	156-0630-00	A	I	Hex Inverter/Buffer			16 DIP	10176	156-0633-01	A	J	Hex D-Type, Master/Slave	Scrnd		16 DIP
10195	156-0630-01	A	I+	Hex Inverter/Buffer	Scrnd		16 DIP	10176	156-0633-02	A	J+	Hex D-Type, Master/Slave	Scrnd		16 DIP
100122	156-1516-00	A	L-	9-Bit Buffer			24 DIP	101H176	156-1712-00	A	J+	Hex D-Type, Master/Slave	Scrnd		16 DIP
100122FC	156-1515-00	A	L+	9-Bit Buffer			F1t Pk	10186	156-0743-00	A	K	Hex D-Type, M-S w/Reset	3D		16 DIP
COMPARATORS								10186	156-0743-01	A	K+	Hex D-Type, M-S w/Reset	Scrnd		16 DIP
1651	156-0705-00	A	M	Dual A/D			16 DIP	10231	156-0880-00	A	J	Dual D-Type M-S (225 MHz)	3F		16 DIP
10166	156-1023-01	A	J+	5-Bit Magnitude	Scrnd		16 DIP	10231	156-0880-02	A	J	Dual D-Type M-S (225 MHz)	4E		16 DIP
100166	156-1505-00	A	M	9-Bit			24 DIP	10231	156-0880-03	A	L	Dual D-Type M-S, Ceramic Pk	Scrnd		16 DIP
10124	156-0368-00	A	I	Quad TTL to ECL			16 DIP	100131FC	156-1031-00	A	M-	Triple D-Type	4C		F1t Pk
10124	156-0368-01	A	J+	Quad TTL to ECL	Scrnd	3H	16 DIP	100151	156-1512-00	A	M	Hex D-Type			24 DIP
10124	156-0368-02	A	I	Quad TTL to ECL			16 DIP	100151FC	156-1501-00	A	M+	Hex D-Type			F1t Pk
10124	156-0368-03	A	I+	Quad TTL to ECL	Scrnd		16 DIP	GATES							
CONVERTORS								11C01/	156-1650-00	A	M	Dual 5-4-Input OR/NOR			F1t Pk
10125	156-0316-00	A	H+	Quad 2-Input ECL to TTL			16 DIP	1688							
10125	156-0316-02	A	I	Quad 2-Input ECL to TTL, Ceramic Pkg only			16 DIP	1660L	156-0282-00	A	K	Dual 4-Input OR/NOR	3H		16 DIP
10125	156-0316-03	A	I	Quad 2-Input ECL to TTL	Scrnd		16 DIP	1660L	156-0282-01	A	K	Dual 4-Input OR/NOR, Ceramic Pkg only	3H		16 DIP
10125	156-0316-04	A	I+	Quad 2-Input ECL to TTL	Scrnd		16 DIP	1660L	156-0282-02	A	K	Dual 4-Input OR/NOR	Scrnd		16 DIP
COUNTERS								1662L	156-0226-00	A	K	Quad 2-Input NOR	Scrnd	4G	16 DIP
10010	156-0870-00	A	K	BDC Decade			16 DIP	1662L	156-0226-02	A	K+	Quad 2-Input NOR	Scrnd	2J	16 DIP
10010	156-0870-01	A	K	BDC Decade	Scrnd	3F	16 DIP	1663L	156-0348-00	A	K+	Quad 2-Input NOR 2K Inputs	Scrnd	2J	16 DIP
10016	156-1038-00	A	K-	Binary Counter			16 DIP	1664L	156-0227-00	A	K	Quad 2-Input OR	Scrnd		16 DIP
10016	156-1038-01	A	K-	Binary Counter	Scrnd	4D	16 DIP	1664L	156-0227-01	A	K+	Quad 2-Input OR	Scrnd		16 DIP
10136	156-0641-00	A	K	Universal Hexadecimal			16 DIP	1672L	156-0353-00	A	K+	Triple 2-Input EX/OR	Scrnd		16 DIP
10136	156-0641-01	A	K	Universal Hexadecimal	Scrnd	3G	16 DIP	10100	156-1287-00	A	G-	Quad 2-Input NOR w/Strobe	Scrnd		16 DIP
10138	156-0642-00	A	J+	81-Quinary			16 DIP	10101	156-0631-00	A	G-	Quad 2-Input Common OR/NOR	Scrnd		16 DIP
10138	156-0642-01	A	K-	81-Quinary	Scrnd		16 DIP	10101	156-0631-01	A	G+	Quad 2-Input Common OR/NOR	Scrnd		16 DIP
100136FC	156-1563-00	A	O	4-Stage Counter/Shift Reg.			F1t Pk	10101	156-0631-02	A	H	Quad 2-Input Common OR/NOR	Scrnd	4E	16 DIP
DECODERS/MULTIPLEXERS								10101	156-0631-03	A	H	Quad 2-Input Common OR/NOR	Scrnd		16 DIP
10134	156-1020-00	A	I	Dual Mux w/Latch			16 DIP	10H101	156-1733-00	A	H+	Quad OR/NOR	Scrnd		16 DIP
10158	156-0746-00	A	J-	Quad 2-Input Non-Invt Mux			16 DIP	10H101	156-1668-00	A	H+	Quad OR/NOR	Scrnd		16 DIP
10158	156-0746-01	A	J+	Quad 2-Input Non-Invt Mux	Scrnd		16 DIP	10102	156-0205-00	A	G	Quad 2-Input NOR	Scrnd	5E	16 DIP
10159	156-1796-00	A	I+	Multiplexer	Scrnd		16 DIP	10102	156-0205-02	A	H-	Quad 2-Input NOR	Scrnd		16 DIP
10161	156-0920-00	A	J-	Binary to 1-8			16 DIP	10H102	156-1641-00	A	G	Quad 2-Input AND	Scrnd		16 DIP
10161	156-0920-01	A	J-	Binary to 1-8	Scrnd		16 DIP	10H102	156-1641-01	A	H+	Quad 2-Input AND	Scrnd		16 DIP
10162	156-1495-00	A	I	1 of 8 (Active High Input)			16 DIP	10103	156-0759-00	A	G	Quad 2-Input OR	Scrnd		16 DIP
10164	156-0640-00	A	I+	8-Line Multiplexer			16 DIP	10103	156-0759-02	A	H-	Quad 2-Input OR	Scrnd		16 DIP
10164	156-0640-01	A	A	8-Line Multiplexer			16 DIP	10104	156-0458-00	A	G	2-Input Quad AND	Scrnd	3G	16 DIP
10164	156-0640-02	A	J	8-Line Multiplexer	Scrnd		16 DIP	10104	156-0458-01	A	H-	2-Input Quad AND	Scrnd		16 DIP
10H164	156-1667-00	A	J	Dual 8-Line Multiplexer	Scrnd		16 DIP	10H104	156-1674-00	A	H+	Quad 2-Input AND	Scrnd		16 DIP
10171	156-1538-00	A	I	Dual 1-of-4 Decoder/Demux			16 DIP	10105	156-0182-00	A	G	Triple 2-3-2 Input OR/NOR	Scrnd	4E	16 DIP
10172	156-0758-00	A	I+	Dual Binary to 1-4			16 DIP	10105	156-0182-01	A	G	Triple 2-3-2 Input OR/NOR	Scrnd		16 DIP
10172	156-0758-01	A	J-	Dual Binary to 1-4	Scrnd		16 DIP	10105	156-0182-02	A	H-	Triple 2-3-2 Input OR/NOR	Scrnd	4D	16 DIP
10174	156-0637-00	A	I+	Dual 4-1 Multiplexer			16 DIP	10H105	156-1642-00	A	G+	Triple 2-3-2 Input OR/NOR	Scrnd		16 DIP
10174	156-0637-01	A	J-	Dual 4-1 Multiplexer	Scrnd		16 DIP	10H105	156-1642-01	A	H+	Triple 2-3-2 Input OR/NOR	Scrnd		16 DIP
10H174	156-1795-00	A	I+	Dual 4-1 Multiplexer	Scrnd		16 DIP	10106	156-0252-00	A	G	Triple 4-3-3 Input NOR	Scrnd		16 DIP
100155FC	156-1496-00	A	M+	Quad Mux w/Latch			F1t Pk	10106	156-0252-02	A	H	Triple 4-3-3 Input NOR	Scrnd	3F	16 DIP
100155	156-1510-00	A	M	Quad Mux w/Latch			24 DIP	10107	156-0295-00	A	G	Triple 2-Input EX OR/NOR	Scrnd		16 DIP
100164FC	156-1085-00	A	M	Multiplexer, 16-Input			F1t Pk	10107	156-0295-02	A	H	Triple 2-Input EX OR/NOR	Scrnd		16 DIP
100164FC	156-1085-02	A	A	Multiplexer, 16 Input			24 DIP	10H107	156-1676-00	A	H+	Triple 2-Input EX OR/NOR	Scrnd		16 DIP
100163	156-1557-00	A	N-	Dual 8-Input Mux	Scrnd		F1t Pk	10109	156-0229-00	A	G	Dual 4-5 Input OR/NOR	Scrnd	21	16 DIP
100170	156-1554-00	A	M+	Univ Demux/Decoder			24 DIP	10109	156-0229-01	A	I-	Dual 4-5 Input OR/NOR	Scrnd		16 DIP
100170FC	156-1504-00	A	M	Univ Demux/Decoder			F1t Pk	10H109	156-1682-00	A	H+	Dual 4-5 Input OR/NOR	Scrnd		16 DIP
100171	156-1509-00	A	L+	Triple 4-Input Mux w/Enable			24 DIP	10110	156-0639-00	A	G	Dual 3-Input, 3-Output, OR	Scrnd		16 DIP
100171FC	156-1502-00	A	M-	Triple 4-Input Mux w/Enable			F1t Pk	10110	156-0639-01	A	H	Dual 3-Input, 3-Output, OR	Scrnd		16 DIP
								10111	156-0636-00	A	H-	Dual 3-Input, 3-Output, NOR	Scrnd		16 DIP
								10113	156-0687-00	A	G+	Quad, EX OR	Scrnd		16 DIP
								10113	156-0687-01	A	H	Quad, EX OR	Scrnd		16 DIP
								10H117	156-1710-00	A	H+	Dual, 2-Wd, 2-3 Inp OR/AND	Scrnd		16 DIP
								10118	156-1214-01	A	H	Dual, 2 Wd, 3 Input OR/AND	Scrnd		16 DIP

INTEGRATED CIRCUITS, DIGITAL (CONT)

ECL

VENDOR NUMBER	PART NUMBER	** ND	CC	DESCRIPTION	OTHER	++ RC	CASE STYLE
GATES (CONT)							
10197	156-1021-00	A	I	Hex and Gate			16 DIP
10197	156-1021-01	A	I+	Hex and Gate	Scrnd		16 DIP
10210	156-1019-02	A	I+	HS Dual 3-Inp, 3-Outp, OR	Scrnd		16 DIP
10H210	156-1711-00	A		Dual 3-Inp, 3-Outp, OR	Scrnd		16 DIP
10211	156-0757-00	A	H+	HS Dual 3-Inp, 3-Outp, NOR			16 DIP
10211	156-0757-01	A	I-	HS Dual 3-Inp, 3-Outp, NOR	Scrnd		16 DIP
10212	156-0848-00	A	H	HS D1 3-Inp, 3-Outp OR/NOR			16 DIP
10212	156-0848-01	A	I-	HS D1 3-Inp, 3-Outp OR/NOR	Scrnd		16 DIP
100101	156-1520-00	A	K+	Triple 5-Input OR/NOR			24 DIP
100101FC	156-1034-00	A	K+	Triple 5-Input OR/NOR			Ft Pk
100101FC	156-1034-01	A		Triple 5-Input OR/NOR	Scrnd		Ft Pk
100101FC	156-1034-02	A	L-	Triple 5-Input OR/NOR	Chkd		Ft Pk
100102	156-1519-00	A	K	Quint OR/NOR		4D	24 DIP
100102FC	156-1032-00	A	K+	Quint OR/NOR			Ft Pk
100102FC	156-1032-02	A	L-	Quint OR/NOR	Chkd		Ft Pk
100107	156-1518-00	A	L	Quint EXCL OR/NOR			24 DIP
100107FC	156-1500-00	A	L	Quint EXCL OR/NOR			Ft Pk
100112FC	156-1499-00	A	L+	Quad Fan Out OR/NOR			Ft Pk
100112FC	156-1499-01	A		Quad Fan Out OR/NOR			24 DIP
100117FC	156-1498-00	A	L	Triple 2-Wide AO/AOI			Ft Pk
GENERATORS							
100160	156-1506-00	A	M	Dual Parity Chkr/Generator		2J	24 DIP
LATCHES							
1668L	156-0343-00	A	L+	Dual Clocked			16 DIP
10130	156-1247-00	A	H	Dual Clocked, D-Type			16 DIP
10130	156-1247-01	A	I	Dual Clocked, D-Type	Scrnd		16 DIP
10133	156-0520-00	A	J	Quad Latch D-Type Neg Clock			16 DIP
10133	156-0520-01	A	L+	Quad Latch D-Type Neg Clock	Scrnd		16 DIP
10173	156-0632-00	A	I+	Quad 2-Input Mux/Latch			16 DIP
10173	156-0632-01	A		Quad 2-Input Mux/Latch	Chkd		16 DIP
10173	156-0632-02	A	J-	Quad 2-Input Mux/Latch	Scrnd		16 DIP
10175	156-0760-01	A	K+	Quint Latch, D-Type	Scrnd		16 DIP
100150	156-1581-00	A	M	Hex D Latch			24 DIP
100150FC	156-1497-00	A	M	Hex Latch			Ft Pk
RECEIVERS							
1692L	156-0307-00	A	K	Quad Diff Line			16 DIP
1692L	156-0307-01	A	K	Quad Diff Line	Scrnd		16 DIP
10115	156-0308-00	A	G	Quad Diff Line			16 DIP
10115	156-0308-02	A	G+	Quad Diff Line, Ceramic Pkg		3F	16 DIP
10115	156-0308-03	A	H	Quad Diff Line	Scrnd		16 DIP
10115	156-0308-04	A	G	Quad Diff Line			16 DIP
10116	156-0860-00	A	G+	Triple Line		4E	16 DIP
10116	156-0860-02	A	H	Triple Line	Scrnd		16 DIP
10H116	156-1640-00	A	H-	Triple Line			16 DIP
10H116	156-1640-01	A	H+	Triple Line			16 DIP
10H116	156-1698-00	N	H-	Triple Line, DIE			
10192	156-1309-00	A	K-	Quad Line	Scrnd	2J	16 DIP
10216	156-0369-00	A	H	HS Triple Line		4F	16 DIP
10216	156-0369-01	A	H+	HS Triple Line, Ceramic Pkg			16 DIP
10216	156-0369-02	A	H+	HS Triple Line	Scrnd	4E	16 DIP
10216	156-0369-03	A	H+	HS Triple Line	Scrnd	4D	16 DIP
100114FC	156-1033-00	A	K+	Quint Diff Line		3F	Ft Pk
REGISTERS							
10141	156-0638-00	A	K	4-Bit Universal Shift			16 DIP
10141	156-0638-01	A	J+	4-Bit Universal Shift	Scrnd	2F	16 DIP
100136	156-1517-00	A	N+	4-Stage Counter Shift			24 DIP
100136FC	156-1563-00	A	O	4-Stage Cntr/Shift Register			Ft Pk
100141	156-1511-00	A	N-	8-Bit Serial			24 DIP
100141FC	156-1030-00	A	N-	8-Bit			Ft Pk
100141FC	156-1030-02	A	N-	8-Bit	Chkd		Ft Pk
100145	156-1514-00	A	N-	16 x 4 Read/Write			24 DIP
100145FC	156-1513-00	A	N	16 x 4 Read/Write			Ft Pk

VENDOR NUMBER	PART NUMBER	** ND	CC	DESCRIPTION	OTHER	++ RC	CASE STYLE
MISCELLANEOUS							
1648P	156-0266-00	A	J	Voltage Contrld Oscillator		3H	14 DIP
1648P	156-0266-01	A	J	Voltage Contrld Oscillator	Scrnd		14 DIP
1658	156-0224-00	A	K-	Voltage Contr Multivibrator			16 DIP
1658	156-0224-01	A	K	Voltage Contr Multivibrator	Scrnd		16 DIP
1697	156-0923-00	A	M-	Prescaler, + 4 at 1 GHz			16 DIP
8610	156-1302-01	A	O+	Prescaler, + 4 at 1.5 GHz			14 DIP
8627	156-1449-00	A	K	Prescaler, + 80 at 150 MHz			8 DIP
8629	156-1248-00	A	K	Prescaler, + 100			8 DIP
8647	156-1739-00	A	M	Driver, Hi Speed			
10H121	156-1794-00	A	H+	Hi Speed Emitter Cntr Logic			16 DIP
10123	156-1592-00	A	H	Driver, 4-3-3 NOR Bus			16 DIP
10160	156-0771-00	A	I+	14-Bit Parity Gen/Checker			16 DIP
10160	156-0771-01	A	J-	14-Bit Parity Gen/Checker	Scrnd		16 DIP
10165	156-1022-00	A	J-	8-Bit Priority Encoder			16 DIP
10165	156-1022-01	A	J	8-Bit Priority Encoder	Scrnd		16 DIP
10194	156-1657-00	A	J+	Dual Simul Bus Transmitter	Scrnd		16 DIP
10198	156-1713-00	A	K-	Retrig Monostab Multivibr			16 DIP
12040L	156-0518-00	A	L	Phase-Freq. Detector			14 DIP
12061	156-0624-00	A	K-	Crystal Oscillator			16 DIP
100112F	156-1797-00	A		Driver, Quad Line			24 DIP
100118	156-1561-00	A	L+	5-Wide AO/AOI	Scrnd		Ft Pk
100124	156-1671-00	A	L+	Hex TTL to ECL Translator			24 DIP
100125	156-1670-00	A	L	Hex ECL to TTL Translator			24 DIP
100165	156-1678-00	A	M+	Univ. Priority Encoder			24 DIP

PROMS

SEE MEMORY SELECTION GUIDE
THIS SECTION

RAMS

SEE MEMORY SELECTION GUIDE
THIS SECTION



THIS APPLIES TO ALL DEVICES ON THIS PAGE.

++ CATALOG RELIABILITY CODES

USAGE/YR	CODE	FAILURE FREQ	CODE	%/YR (median)
≥ 10	1	1/100 000	A	= .001
≥ 100	2	1/50 000	B	= .002
≥ 1 000	3	1/20 000	C	= .005
≥ 10 000	4	1/10 000	D	= .01
≥ 100 000	5	1/5 000	E	= .02
≥ 1 000 000	6	1/2 000	F	= .05
≥ 10 000 000	7	1/1 000	G	= .1
		1/500	H	= .2
		1/200	I	= .5
		1/100	J	= 1.0+

For further explanation of this code, see page 4-72.

** NEW DESIGN CODE FROM COMPONENT ENGINEERING:

A = Acceptable
N = Not Recommended

INTEGRATED CIRCUITS, DIGITAL (CONT)

MOS

VENDOR NUMBER	PART NUMBER	** ND	CC	DESCRIPTION	OTHER	++ RC	CASE STYLE
CLOCK DRIVERS							
0026	156-0328-00	A	I+	Dual Clock Driver (5 MHz)	Scrnd		8 DIP
3460L	156-0634-00	A	J+	4-Channel Gate Controlled			16 DIP
COUNTERS							
3814	156-0306-00	A	M-	4.5 Decade		3G	24 DIP
5007P	156-0409-00	A	M+	4 Decade		3G	16 DIP
5009P	156-0410-00	A	M-	Time Base		3E	16 DIP
EPROMS							
SEE MEMORY SELECTION GUIDE THIS SECTION							
PROMS							
SEE MEMORY SELECTION GUIDE THIS SECTION							
RAMS							
SEE MEMORY SELECTION GUIDE THIS SECTION							
SHIFT REGISTERS							
2802	156-0329-00	A	J-	Quad, 256 Bit Dynamic			16 DIP
2857	156-1039-00	N	K	512 Bit Static		5B	8 DIP
2857	156-1039-01	N	K	512 Bit Static	Scrnd		8 DIP
MISCELLANEOUS							
KEF11-A	156-1624-00	N	O+	Floating Point Arithmetic Processor			40 DIP
3341A	156-1346-00	A	K	64 x 4 FIFO	Scrnd		16 DIP
3853	156-1241-00	N	N-	Static Memory Interface			40 DIP
5321	156-0946-00	A	K+	TV Camera Sync Generator		3G	16 DIP
5837	156-1433-00	A	I-	Digital Noise Source			8 DIP
6844	156-1458-00	A	N+	DMA Controller			40 DIP
6844	156-1458-01	A		DMA Controller	Scrnd		40 DIP
Z8038	156-1793-00	A		FIFO Interface Controller			
D8087	156-1643-00	A	O+	Numeric Processor Extension			40 DIP
8275	156-1455-00	A	O-	Programmable CRT Controller			

COST CODE

(CC COLUMN)

CODE	% VALUE with -	% VALUE no suffix	% VALUE with +
A	.2¢	.5¢	.75¢
B	1.25¢	1.5¢	2¢
C	2.5¢	3¢	3.75¢
D	4.25¢	5¢	6¢
E	7¢	8¢	10¢
F	13¢	15¢	18¢
G	22¢	25¢	35¢
H	40¢	50¢	60¢
I	65¢	75¢	\$1
J	\$1.25	\$1.50	\$2
K	\$2.50	\$3	\$3.75
L	\$4.25	\$5	\$6
M	\$7	\$8	\$10
N	\$13	\$15	\$18
O	\$22	\$25	\$35+

NOTE: Costs may vary from order to order due to order quantities, vendor, etc.

The familiar "lightning bolt" symbol used to denote electrostatic discharge hazard has been replaced with a "reaching hand" as the official notice for electrostatic-sensitive devices. The reaching hand symbol represents the danger to ESD-sensitive devices from handling by an unprotected worker. The use of this new symbol is noted in EIA Standard RS-471. The lightning bolt, associated with electrical hazards to life, was not acceptable on an international basis.



DESOLDERING TOOLS-STATIC CHARGE

TOOL	CHARGE LEVEL RETAINED ON TOOL	
	Immediate charge	Charge after time
Silverstat Soldapullit	0V	0V After five minutes
Deluxe Soldapullit	3kV	300-400V After five minutes
Standard Soldapullit	20kV	10kV After five minutes
Bulb Solder Sucker	10kV	4kV After five minutes
Solder-Wick	*2kV	0V After one minute

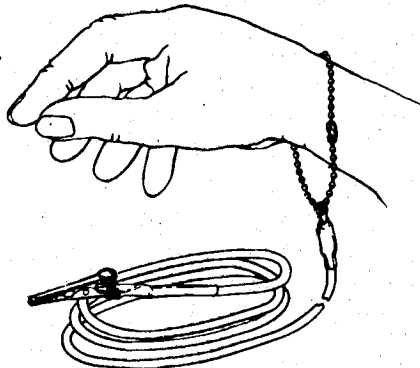
*Charge was retained due to solder-wick's plastic reel

Some circuit board components are sensitive to static charge. Also, some desoldering tools create a static charge. In order to identify and preclude potential problems, we have tested the various desoldering tools available for use at Tek.

A circuit board was used, with components removed, to determine static levels. Each device was tested ten times. The desoldering tools were checked for immediate charge retention and for the charge held after five minutes.

Each of the tools except the Silverstat Soldapullit, left a static charge on the circuit board and retained a charge (see chart). The Silverstat Soldapullit, a model with a metallized surface, left no charge and also retained no charge. Therefore, it is the preferred tool. It has been assigned part number 003-0795-00.

For more information on these desoldering tools, contact Herb Zajac, ext. 4759.



Wrist strap for use in handling static sensitive parts (hand not included)

006-2404-00 Conductive Fabric or Conductive Plastic
006-2404-01 Adj. Beaded Chain w/270K Resistor in Series w/Gnd.

For further information call
Glenn Johnson ext. 4183

INTEGRATED CIRCUITS, DIGITAL (CONT)

TTL

FOR LISTING BY FAMILY NUMBERS, SEE PAGES 1-22 THRU 1-25.

VENDOR NUMBER	PART NUMBER	** ND	CC	DESCRIPTION	OTHER	++ RC	CASE STYLE
ADDERS/COMPARATORS							
7483	156-0087-00	N	G+	4-Bit, Full Adder		4F	16 DIP
7483	156-0087-01	N	G+	4-Bit, Full Adder	Chkd		16 DIP
7483	156-0087-02	N	G+	4-Bit, Full Adder	Scrnd		16 DIP
7485	156-0123-00	N	G+	4-Bit, Magnitude Comparator		4F	16 DIP
7485	156-0123-01	N	G+	4-Bit, Magnitude Comparator	Chkd		16 DIP
7485	156-0123-02	N	H-	4-Bit, Magnitude Comparator	Scrnd		16 DIP
74S85	156-0141-02	A	I-	4-Bit, Magnitude Comparator	Scrnd		16 DIP
74LS85	156-0953-02	A	H	4-Bit, Magnitude Comparator	Scrnd	4C	16 DIP
74F283	156-1705-00	U	J-	4-Bit Binary Adder	Scrnd		16 DIP
74S283	156-1292-00	A	K-	4-Bit Binary Adder	Scrnd		16 DIP
74S283	156-1292-01	N	J+	4-Bit Binary Adder	Scrnd		16 DIP
74LS283	156-0679-01	A	H	4-Bit Binary Adder	Scrnd		16 DIP
9304	156-0148-00	N	G+	Dual Full Adder		3E	16 DIP
9304	156-0148-02	N	H-	Dual Full Adder	Scrnd		16 DIP
93S47	156-1063-01	A	J	6-Bit Identify Comparator	Scrnd		16 DIP
25LS2521	156-1273-01	A	J+	8-Bit Equal to Comparator	Scrnd		20 DIP
ARITHMETIC LOGIC UNITS							
74181	156-0351-01	N	I+	ALU	Scrnd		24 DIP
74LS181	156-1376-00	A	J-	ALU	Scrnd		24 DIP
74S381	156-0691-00	N	K-	ALU			20 DIP
74AS881	156-1703-00	U	M-	ALU	Scrnd		24 DIP
BUFFERS/INVERTERS							
54F04	156-1616-00	N	K+	Hex Inverter (Die Only)			14 DIP
7404	156-0058-02	N	G	Hex Inverter	Scrnd		14 DIP
7404J	156-0552-00	N	F+	Hex Inverter			14 DIP
7404J	156-0552-01	N	F+	Hex Inverter	Chkd		14 DIP
74F04	156-1722-00	U	H-	Hex Inverter	Scrnd		14 DIP
74S04	156-0323-02	A	G+	Hex Inverter	Scrnd	5B	14 DIP
74LS04	156-0385-02	A	G	Hex Inverter	Scrnd	5A	14 DIP
7405	156-0092-00	N	F+	Hex Inverter w/OC Outputs			14 DIP
7505	156-0092-01	N	G	Hex Inverter w/OC Outputs	Chkd		14 DIP
7405	156-0092-02	N	G	Hex Inverter w/OC Outputs	Scrnd		14 DIP
74H05	156-0922-02	N	H	Hex Inverter w/OC Outputs	Scrnd		14 DIP
74S05	156-0403-02	A	G	Hex Inverter w/OC Outputs	Scrnd		14 DIP
74LS05	156-0724-02	A	G	Hex Inverter w/OC Outputs	Scrnd	4D	14 DIP
7406	156-0153-01	N	G	Hex Inverter Buffer/Driver w/OC Outputs	Chkd		14 DIP
7406	156-0153-02	N	G+	Hex Inverter Buffer/Driver w/OC Outputs	Scrnd	4C	14 DIP
7406J	156-0611-02	N	H-	Hex Inverter	Scrnd		14 DIP
7407	156-1080-01	N	G	Hex Buffer w/OC HV Outputs	Scrnd		14 DIP
7414	156-0462-02	N	G+	Hex Inv, Schmitt Trigger	Scrnd		14 DIP
74LS14	156-0645-02	A	H	Hex Inv, Schmitt Trigger	Scrnd	4D	14 DIP
7416	156-0093-02	N	G-	Hex Buffer w/OC Outputs	Scrnd		14 DIP
7416J	156-0585-00	N	G	Hex Buffer w/OC Outputs			14 DIP
7416J	156-0585-01	N	G	Hex Buffer w/OC Outputs	Chkd		14 DIP
7417	156-0140-02	N	G	Hex Buffer w/OC HV Outputs	Scrnd		14 DIP
7417J	156-0589-00	N	H-	Hex Buffer w/OC HV Outputs			14 DIP
7417J	156-0589-01	N	H-	Hex Buffer w/OC HV Outputs	Chkd		14 DIP
7428	156-0374-02	N	G	Quad 2-Input NOR Buffer	Scrnd		14 DIP
7433	156-0424-02	N	G	Quad 2-Input NOR Buffer w/OC Outputs	Scrnd		14 DIP
74LS33	156-0730-02	A	G	Quad 2-Input NOR Buffer w/OC Outputs	Scrnd		14 DIP
7437	156-0150-00	N	F+	Quad 2-Input NAND Buffer			14 DIP
7437	156-0150-01	N	F+	Quad 2-Input NAND Buffer	Chkd	4G	14 DIP
7437	156-0150-02	N	G-	Quad 2-Input NAND Buffer	Scrnd		14 DIP
7437J	156-0591-00	N	G-	Quad 2-Input NAND Buffer			14 DIP
7437J	156-0591-01	N	G-	Quad 2-Input NAND Buffer	Chkd		14 DIP
74LS37	156-0466-00	N	F+	Quad 2-Input NAND Buffer			14 DIP
74LS37	156-0466-01	N	F+	Quad 2-Input NAND Buffer	Chkd		14 DIP
74LS37	156-0466-02	A	G	Quad 2-Input NAND Buffer	Scrnd		14 DIP
7438	156-0145-02	N	G	Quad 2-Input NAND Buffer w/OC Outputs	Scrnd		14 DIP
7438J	156-0592-00	N	H-	Quad 2-Input NAND Buffer w/OC Outputs			14 DIP

VENDOR NUMBER	PART NUMBER	** ND	CC	DESCRIPTION	OTHER	++ RC	CASE STYLE
BUFFERS/INVERTERS (CONT)							
7438J	156-0592-01	N	H-	Quad 2-Input NAND Buffer w/OC Outputs	Chkd		14 DIP
7438J	156-0592-02	N		Quad 2-Input NAND Buffer w/OC Outputs	Scrnd		14 DIP
74S38	156-1393-01	A	G+	Quad 2-Input NAND Buffer w/OC Outputs	Scrnd		14 DIP
74LS38	156-0467-02	A	G	Quad 2-Input NAND Buffer w/OC Outputs	Scrnd		14 DIP
7440	156-0036-00	N	F+	Dual 4-Input NAND Buffer			14 DIP
7440	156-0036-01	N	F+	Dual 4-Input NAND Buffer	Chkd		14 DIP
7440	156-0036-02	N	G-	Dual 4-Input NAND Buffer	Scrnd		14 DIP
74LS126	156-1619-00	A	H-	Quad Bus Bfr w/3-St Output	Scrnd		14 DIP
74128	156-0451-02	N	H	Quad 2-Input NOR Buffer	Scrnd		14 DIP
74128J	156-0613-01	N	G+	Quad 2-Input NOR Buffer	Chkd		14 DIP
74S240	156-1058-00	N	J+	Octal Inv Buffer w/3-St Out			20 DIP
74F240	156-1744-00	U	J+	Octal Buffer/Line Driver			20 DIP
74S240	156-1058-01	A	K	Octal Inv Buffer w/3-St Out	Scrnd		20 DIP
74LS240	156-0914-02	A	I	Octal Inv Buffer w/3-St Out	Scrnd		20 DIP
74ALS240	156-1753-00	U		Octal Buffer/Line Driver	Scrnd		20 DIP
74ALS240	156-1753-01	U		Octal Buffer/Line Driver (High Drive)	Scrnd		20 DIP
74F241	156-1745-00	U	J+	Octal Buffer/Line Driver			20 DIP
74S241	156-1179-00	N	J+	Octal Buffer w/3-State Out			20 DIP
74S241	156-1179-01	A	K	Octal Buffer w/3-State Out	Scrnd		20 DIP
74LS241	156-0955-02	A	I-	Octal Bfr w/3-State Out	Scrnd	4D	20 DIP
74LS242	156-1025-00	N	I+	Octal Bfr/Driver/Receiver			14 DIP
74LS242	156-1025-01	N	I+	Octal Buffer/Driver/Rcvr	Chkd		14 DIP
74LS242	156-1025-02	A	H+	Octal Buffer/Driver/Rcvr	Scrnd		14 DIP
74LS243	156-0928-00	N	I-	Octal Buffer/Driver/Rcvr		4D	14 DIP
74LS243	156-0928-01	N	I-	Octal Buffer/Driver/Rcvr	Chkd		14 DIP
74LS243	156-0928-02	N	I	Octal Buffer/Driver/Rcvr	Scrnd		14 DIP
74LS244	156-0956-02	A	I	Octal Buffer w/3-State Out	Scrnd	5C	20 DIP
74F245	156-1725-00	U	L-	Octal Buffer/Driver/Rcvr			20 DIP
74LS245	156-1111-02	A	J	Octal Buffer/Driver/Rcvr	Scrnd	5C	20 DIP
74ALS245	156-1748-00	U		Octal Buffer/Driver/Rcvr (Lo Drive)			20 DIP
74ALS245	156-1748-01	U		Octal Buffer/Driver/Rcvr (Hi Drive)			20 DIP
74LS366	156-0702-00	A	G	3-St Hex Inverter/Buffer			16 DIP
74LS366	156-0702-01	A	G-	3-St Hex Inverter/Buffer	Scrnd		16 DIP
8T95	156-1018-00	A	I	Hex 3-St Bfr Comm Disbl (Schottky)			16 DIP
8T97	156-0998-00	N	I+	HS Hex 3-St Bfr, Separable Disable (Schottky)		3E	16 DIP
8T97	156-0998-01	A	I	HS Hex 3-St Bfr, Separable Disable (Schottky)	Scrnd		16 DIP
8T98	156-0999-00	N	I+	HS Hex 3-St Inv (Schottky)		4H	16 DIP
8T98	156-0999-01	A	I	HS Hex 3-St Inv (Schottky)	Scrnd		16 DIP
8094	156-0396-02	N	H-	Quad, 2-Inv, 3-St Buffer	Scrnd		14 DIP
81LS95	156-1277-00	A	I+	Octal, 3-State	Scrnd	5D	20 DIP
81LS97	156-0916-02	A	I+	Octal, 2-Inv, 3-St Buffer	Scrnd	5C	20 DIP
81LS98	156-1479-00	N	I	Octal Inv Buffer, 3-State			20 DIP
81LS98	156-1479-01	A	I	Octal Inv Buffer, 3-State	Scrnd		20 DIP
88L12	156-1347-00	N	G	Hex Inv, Interface Gate			14 DIP
29827	156-1840-00	U		10-Bit Bus Buffer	Scrnd		24 DIP
CONVERTERS							
74184	156-0315-00	N	I+	BCD to Binary Converter			16 DIP
74184	156-0315-01	N	I+	BCD to Binary Converter	Chkd		16 DIP
74184	156-0315-02	N	J+	BCD to Binary Converter	Scrnd		16 DIP
74185	156-0345-00	N	J+	Binary to BCD Converter		2I	16 DIP
74185	156-0345-01	N	J+	Binary to BCD Converter	Chkd		16 DIP
74185	156-0345-02	N	K-	Binary to BCD Converter	Scrnd		16 DIP



THIS APPLIES TO ALL DEVICES ON THIS PAGE.

++FOR RELIABILITY CODES, SEE PAGE 1-16.

INTEGRATED CIRCUITS, DIGITAL (CONT)

TTL

FOR LISTING BY FAMILY NUMBERS, SEE PAGES 1-22 THRU 1-25.

VENDOR NUMBER	PART NUMBER	**ND	CC	DESCRIPTION	OTHER	++RC	CASE STYLE
COUNTERS							
4018	156-0202-00	N	K	Prog. Module-N Hex		3G	16 DIP
4018	156-0202-02	N	K-	Prog. Module-N Hex	Scrnd		16 DIP
7490	156-0079-02	N	G+	Decade	Scrnd		14 DIP
7490A	156-0395-00	N	G	Decade (32 MHz)			14 DIP
7490A	156-0395-01	N	G	Decade (32 MHz)	Scrnd		14 DIP
74LS90	156-0656-02	A	G+	Decade	Scrnd		14 DIP
7492	156-0114-00	N	G	Divide by 12			14 DIP
7492	156-0114-01	N	G	Divide by 12	Chkd		14 DIP
7492	156-0114-02	N	G	Divide by 12			14 DIP
74LS92	156-1108-02	A	G+	Divide by 12	Scrnd		14 DIP
7493	156-0032-03	N	G+	4-Bit Binary	Scrnd		14 DIP
7493J	156-0561-00	N	G+	4-Bit Binary			14 DIP
7493J	156-0561-01	N	G+	4-Bit Binary	Chkd		14 DIP
74LS93	156-0646-02	A	G+	4-Bit Binary	Scrnd		14 DIP
7497	156-0311-02	N	J-	6-Bit Binary Rate Multiplr	Scrnd		16 DIP
74161	156-0117-00	N	H-	Syn 4-Bit Binary		4E	16 DIP
74161	156-0117-01	N		Syn 4-Bit Binary	Chkd		16 DIP
74161	156-0117-02	N		Syn 4-Bit Binary	Scrnd		16 DIP
74S161	156-1044-00	N	J	Syn 4-Bit Binary			16 DIP
74S161	156-1044-01	A	J+	Syn 4-Bit Binary	Scrnd		16 DIP
74LS161	156-0844-02	A	H	Syn 4-Bit Binary	Scrnd		16 DIP
74LS162	156-0788-01	A	H	Syn 4-Bit Decade	Scrnd	4C	16 DIP
74163	156-0248-02	N	H-	Syn 4-Bit Binary	Scrnd		16 DIP
74S163	156-1198-01	A	K-	Syn 4-Bit Binary	Scrnd		16 DIP
74LS163	156-0784-00	N	H-	Syn 4-Bit Binary	Scrnd	4E	16 DIP
74LS163	156-0784-01	N	H-	Syn 4-Bit Binary	Chkd		16 DIP
74LS163	156-0784-02	A	H+	Syn 4-Bit Binary	Scrnd	4B	16 DIP
74LS168	156-1371-00	A	I	Syn Up/Down Binary			16 DIP
74LS169	156-0957-01	A	H+	Syn Up/Down Binary	Chkd		16 DIP
74S169	156-0765-03	N	J+	Syn Up/Down Binary	Chkd	4E	16 DIP
74S169	156-0765-04	A	J+	Syn Up/Down Binary	Scrnd		16 DIP
74177	156-0536-02	N	I-	Preset Binary Latch/Cntr	Scrnd		14 DIP
74190	156-0340-00	N	H	Syn BCD Up/Down			16 DIP
74190	156-0340-01	N	H	Syn BCD Up/Down	Chkd		16 DIP
74190	156-0340-02	N	E+	Syn BCD Up/Down	Scrnd		16 DIP
74LS190	156-0569-00	N	H-	BCD Counter			16 DIP
74F191	156-1714-00	N	J+	Syn Up/Down			16 DIP
74LS191	156-0422-02	A	H	Syn 4-Bit Up/Down Binary	Scrnd	4B	16 DIP
74192	156-0127-00	N	H-	Syn Up/Down BDC			16 DIP
74192	156-0127-01	N	H-	Syn Up/Down BDC	Chkd		16 DIP
74192	156-0127-02	N	I	Syn Up/Down BDC	Scrnd		16 DIP
74LS192	156-0526-00	A	H-	Syn Up/Down BCD			16 DIP
74LS192	156-0526-01	N	H-	Syn Up/Down BCD	Chkd		16 DIP
74LS192	156-0526-02	A	H-	Syn Up/Down BCD	Scrnd		16 DIP
74193	156-0089-00	N	H-	Syn Up/Down 4-Bit		4F	16 DIP
74193	156-0089-02	N	H-	Syn Up/Down 4-Bit	Scrnd		16 DIP
74193J	156-0565-00	N	H-	Syn Up/Down 4-Bit			16 DIP
74193J	156-0565-01	N	H-	Syn Up/Down 4-Bit	Chkd		16 DIP
74LS193	156-0412-02	A	H	Syn Up/Down 4-Bit	Scrnd		16 DIP
74196	156-0097-00	N	H	Presettable Decade			14 DIP
74196	156-0097-01	N	H	Presettable Decade	Scrnd	3G	14 DIP
74S196	156-0482-00	N	J-	Presettable Decade		3H	14 DIP
74S196	156-0482-01	A	I+	Presettable Decade	Scrnd		14 DIP
74L196J	156-0883-00	N	J+	100 MHz Preset Decade/Bnry			14 DIP
74S196J	156-0883-01	N	J+	100 MHz Preset Decade/Bnry	Chkd		14 DIP
74S196J	156-0883-02	N	J	100 MHz Preset Decade/Bnry	Scrnd		14 DIP
74LS196	156-0727-01	A	H	30 MHz Preset Decade/Bnry	Scrnd		14 DIP
74197	156-0142-00	N	H-	Preset Binary Latch/Cntr		4E	16 DIP
74197	156-0142-01	N	H-	Preset Binary Latch/Cntr	Chkd		16 DIP
74197	156-0142-02	N	H-	Preset Binary Latch/Cntr	Scrnd		16 DIP
74197J	156-0596-00	N	I-	Preset Binary Latch/Cntr			14 DIP
74197J	156-0596-01	N	I-	Preset Binary Latch/Cntr	Chkd		14 DIP
74S197	156-1183-00	A	J+	Preset Binary Latch/Cntr	Scrnd		14 DIP
74LS197	156-0629-00	N	H-	30 MHz Preset Binary		4E	14 DIP
74LS197	156-0629-01	A	H	30 MHz Preset Binary	Scrnd		14 DIP
74390	156-0626-02	N	I	Dual Decade	Scrnd		16 DIP
74LS390	156-0910-02	A	H+	Dual Decade	Scrnd	4B	16 DIP
74393	156-0617-02	N	I+	Dual 4-Bit	Scrnd		14 DIP
74LS393	156-1172-01	A	H+	Dual 4-Bit Binary	Scrnd		14 DIP
74LS461	156-1732-00	U	L-	Counter, Octal w/3-St Out		5D	24 DIP
74LS490	156-1448-00	N	I-	Dual 4-Bit Decade			16 DIP

VENDOR NUMBER	PART NUMBER	**ND	CC	DESCRIPTION	OTHER	++RC	CASE STYLE
COUNTERS (CONT)							
74LS490	156-1448-01	A	I-	Dual 4-Bit Decade	Scrnd		16 DIP
74ALS569	156-1757-00	U		Counter, 4-Bit Up/Down	Scrnd		16 DIP
8556	156-1054-00	N	I+	Binary, w/3-State Out			16 DIP
8556	156-1054-01	N	I+	Binary, w/3-State Out	Scrnd		16 DIP
9310	156-0084-00	N	H-	Syn BCD Decade			16 DIP
9310	156-0084-02	N	H-	Syn BCD Decade	Scrnd		16 DIP
DATA SELECTORS/MULTIPLEXERS							
74150	156-0299-00	N	H+	16-Input with Enable		3E	24 DIP
74150	156-0299-01	N	I-	16-Input with Enable	Chkd		24 DIP
74150	156-0299-02	N	H	16-Input with Enable	Scrnd		24 DIP
74150J	156-0597-00	N	H	16-Input with Enable			24 DIP
74150J	156-0597-01	N	I-	16-Input with Enable	Chkd		24 DIP
74151A	156-0075-00	N	G	8-Inp Data Sel/Mux w/Enable		4F	14 DIP
74151A	156-0075-01	N	G	8-Inp Data Sel/Mux w/Enable	Chkd		14 DIP
74151A	156-0075-02	N	G+	8-Inp Data Sel/Mux w/Enable	Scrnd		14 DIP
74151J	156-0563-00	N	H	8-Inp Data Sel/Mux w/Enable			14 DIP
74151J	156-0563-01	N	H	8-Inp Data Sel/Mux w/Enable	Chkd		14 DIP
74F151	156-1746-00	U	I+	8-Inp Multiplexer			16 DIP
74LS151	156-0994-02	A	G+	8-Inp Data Sel/Mux w/Enable	Scrnd	4D	16 DIP
74153	156-0098-00	N	G	Dual, 4-Input with Enable		3F	16 DIP
74153	156-0098-01	N	G	Dual, 4-Input with Enable	Chkd		16 DIP
74153	156-0098-02	N	G+	Dual, 4-Input with Enable	Scrnd		16 DIP
74F153	156-1662-00	A	I+	Dual, 4-Input with Enable	Scrnd		16 DIP
74S153	156-0325-02	A	H	Dual, 4-Input with Enable	Scrnd	4C	16 DIP
74LS153	156-0798-02	A	H-	Dual, 4-Input with Enable	Scrnd		16 DIP
74157	156-0125-00	N	G	Quad, 2 to 1 Mux		4G	16 DIP
74157	156-0125-01	N	G	Quad, 2 to 1 Mux	Chkd		16 DIP
74157	156-0125-02	N	H-	Quad, 2 to 1 Mux	Scrnd		16 DIP
74S157	156-1064-00	N	H	Quad, 2 to 1 Mux		4D	16 DIP
74S157	156-1064-01	N	H	Quad, 2 to 1 Mux	Chkd		16 DIP
74S157	156-1064-02	A	I+	Quad, 2 to 1 Mux	Scrnd	4E	16 DIP
74LS157	156-0530-02	A	G+	Quad, 2 to 1 Mux	Scrnd	5D	16 DIP
74S158	156-1351-00	N	H	Quad, 2 to 1 Line, Data w/Inverted Outputs			16 DIP
74S158	156-1351-01	A	I-	Quad, 2 to 1 Line, Data w/Inverted Outputs	Scrnd		16 DIP
74LS158	156-1395-01	A	H-	Quad, 2 to 1 Sel/Mux	Scrnd		16 DIP
74251	156-0397-00	N	H-	8-Input w/3-State Outputs			16 DIP
74251	156-0397-01	N	H-	8-Input w/3-State Outputs	Chkd		16 DIP
74251	156-0397-02	N	H	8-Input w/3-State Outputs	Scrnd		16 DIP
74LS251	156-0470-02	A	H-	8-Input w/3-State Outputs	Scrnd		16 DIP
74LS253	156-0471-02	A	H-	Dual 4 to 1 Line Data Sel w/3-State Outputs	Scrnd		16 DIP
74S257	156-0522-02	A	I-	Quad 2-Inp Mux w/3-St Outp	Scrnd	5B	16 DIP
74LS257	156-0529-02	A	G+	Quad 2-Inp Mux w/3-St Outp	Scrnd		16 DIP
74S258	156-1547-00	A	H+	Quad 2 to 1 Line Data Sel/Mux	Scrnd		16 DIP
74LS258	156-1229-01	A	H	Quad, 2 to 1 Sel/Mux w/3-State Outputs	Scrnd		16 DIP
74298	156-0373-00	N	H	Quad, 2-Inp Mux w/Storage		2H	16 DIP
74298	156-0373-01	N	H	Quad, 2-Inp Mux w/Storage	Chkd		16 DIP
74298	156-0373-02	N	H	Quad, 2-Inp Mux w/Storage	Scrnd		16 DIP
74LS298	156-1045-01	A	H+	Quad, 2-Inp Mux w/Storage	Scrnd		16 DIP
74LS352	156-1521-00	A	H-	Dual, 4 to 1 Line Inverted Sel/Mux	Scrnd		16 DIP
74LS399	156-1388-00	A	H+	Quad, 2-Inp Mux w/Storage	Scrnd		16 DIP
74LS450	156-1761-00	U	K	16:1 Multiplexer	Scrnd		14 DIP
8234	156-0336-00	N	I+	2-Input, 4-Bit			16 DIP
8234	156-0336-01	N	I+	2-Input, 4-Bit	Scrnd		16 DIP
8234	156-0336-02	N	I+	2-Input, 4-Bit			16 DIP



THIS APPLIES TO ALL DEVICES ON THIS PAGE.

**NEW DESIGN RECOMMENDATION FROM COMPONENT ENGINEERING:

A = Acceptable
N = Not Recommended
U = Undefined

INTEGRATED CIRCUITS, DIGITAL (CONT)

TTL

FOR LISTING BY FAMILY NUMBERS, SEE PAGES 1-22 THRU 1-25.

VENDOR NUMBER	PART NUMBER	** ND	CC	DESCRIPTION	OTHER	++ RC	CASE STYLE
DECODERS							
7442	156-0061-00	N	G	BCD to Decimal Decoder			16 DIP
7442	156-0061-01	N	G	BCD to Decimal Decoder	Chkd		16 DIP
7442	156-0061-02	N	G+	BCD to Decimal Decoder	Scrnd		16 DIP
7442J	156-0556-00	N	G+	BCD to Decimal Decoder			16 DIP
7442J	156-0556-01	N	G+	BCD to Decimal Decoder	Chkd		16 DIP
74LS42	156-0736-02	A	H-	BCD to Decimal Decoder	Scrnd		16 DIP
7447A	156-0128-01	N	H-	BCD to 7-Seg Driver/Decoder	Scrnd		16 DIP
74LS138	156-1727-00	U	I+	1 of 8 Decoder/Demux	Scrnd		16 DIP
74LS138	156-0694-02	A	I+	3-Line to 8-Line	Scrnd		16 DIP
74LS138	156-0469-02	A	H-	3-Line to 8-Line	Scrnd	5C	16 DIP
74F139	156-1726-00	U	I+	Dual, 1 of 4 Decoder	Scrnd		16 DIP
74S139	156-0693-02	A	I-	Dual 2-Line to 4-Line Demux/Decoder	Scrnd		16 DIP
74LS139	156-0541-02	A	H-	Dual 2-Line to 4-Line Demux/Decoder	Scrnd	4B	16 DIP
74145	156-0111-00	N	H-	BCD to Dec Drvr/Dcdr OC		4E	16 DIP
74145	156-0111-01	N	H-	BCD to Dec Drvr/Dcdr OC	Chkd		16 DIP
74145	156-0111-02	N	H-	BCD to Dec Drvr/Dcdr OC	Scrnd		16 DIP
74145J	156-0598-00	N	I-	BCD to Dec Driver/Decoder OC Output, Ceramic Pkg			16 DIP
74145J	156-0598-01	N	I-	BCD to Dec Driver/Decoder OC Output, Ceramic Pkg	Chkd		16 DIP
74154	156-0078-02	N	H	4-Ln to 16-Ln Demux/Dcdr	Scrnd		24 DIP
74154J	156-0564-00	N	I+	4-Ln to 16-Ln Demux/Dcdr			24 DIP
74154J	156-0564-01	N	I+	4-Ln to 16-Ln Demux/Dcdr	Chkd		24 DIP
74LS154	156-1026-02	A	H+	4-Line to 16 Line Decoder	Scrnd	4D	24 DIP
74155	156-0110-00	N	G	Dual, 2-Ln to 4-Ln Demux/Decoder			16 DIP
74155	156-0110-01	N	G	Dual, 2-Ln to 4-Ln Demux/Decoder	Chkd	3E	16 DIP
74155	156-0110-02	N	G+	Dual, 2-Line to 4-Line Demux/Decoder	Scrnd		16 DIP
74LS155	156-0390-00	N	G	Dual, 2-Line to 4-Line Decoder		3G	16 DIP
74LS155	156-0390-01	N	G	Dual, 2-Line to 4-Line Decoder	Chkd		16 DIP
74LS155	156-0390-02	A	G+	Dual, 2-Line to 4-Line Decoder	Scrnd		16 DIP
74156	156-0141-02	N	G+	Dual, 2-Line to 4-Line Decoder	Scrnd		16 DIP
74LS156	156-1432-00	N	G+	Dual, 2-Line to 4-Line Decoder			16 DIP
74LS156	156-1432-01	N	G+	Dual, 2-Line to 4-Line Decoder	Chkd	3H	16 DIP
74LS156	156-1432-02	A	G+	Dual, 2-Line to 4-Line Decoder	Scrnd	2J	24 DIP
74159	156-0929-00	N	H	4-Line to 16-Line Demux/Decoder w/OC Outputs			24 DIP
8706	156-0379-00	N	I+	BCD to 7-Seg Driver/Dcdr		4E	16 DIP
8706	156-0379-02	A	I+	BCD to 7-Seg Driver/Dcdr	Scrnd		16 DIP
8880	156-0284-03	N	I	BCD to 7-Seg Driver/Dcdr	Scrnd		16 DIP
9368	156-0493-00	N	I	Hex to 7-Seg Driver/Dcdr/Latch		4F	16 DIP
9368	156-0493-02	N	I	Hex to 7-Seg Driver/Dcdr/Latch	Chkd		16 DIP
25LS2538	156-1546-00	A	J	1-of-8 Decoder w/3-State Output & Polarity Control	Scrnd		20 DIP

VENDOR NUMBER	PART NUMBER	** ND	CC	DESCRIPTION	OTHER	++ RC	CASE STYLE
DRIVERS/RECEIVERS/TRANSCIEVERS							
UHP-408	156-1528-00	A	I+	Quad, 2-Inp NAND Pwr Drvr			14 DIP
1488	156-0879-01	A	I	Quad Line Driver	Scrnd	4F	14 DIP
1489L	156-0878-01	A	I	Quad Line Receiver	Scrnd	4C	14 DIP
26S10	156-1747-00	U	K	Quad Bus Receiver			16 DIP
26S12	156-0483-00	N	I+	Quad Bus Transceiver		3F	16 DIP
26LS30	156-1316-00	A	J	Quad, 3-St, Single End RS422-RS423 Line Driver	Scrnd	4F	16 DIP
26LS31	156-1681-00	A	K	Quad, Diff Line Driver	Scrnd		16 DIP
26LS32	156-1315-00	A	J+	Quad, Diff RS422-RS423 Rcvr		4H	16 DIP
AM2908	156-1618-00	A	K	Quad Bus Transcvr w/Intfc Logic (Low Power Schottky)	Scrnd		20 DIP
3245	156-0992-00	N	L-	Quad TTL to MOS Drvr (Scht)			16 DIP
3440P	156-1219-00	N	L	GPIO Transceiver		3F	16 DIP
3440P	156-1219-03	A	N	GPIO Transceiver	Scrnd		16 DIP
3441P	156-0600-00	N	J	Quad Bus Transceiver		4F	16 DIP
3441P	156-0600-03	A	A	Quad Bus Transceiver	Scrnd		16 DIP
3446	156-0849-00	A	J	Quad Interfc Bus Transcvr			16 DIP
3448	156-1133-00	N	J+	Quad 3-State Transceiver			16 DIP
3448	156-1133-01	N	J+	Quad 3-State Transceiver	Chkd		16 DIP
3448	156-1133-02	A	J+	Quad 3-State Transceiver	Scrnd	4E	16 DIP
3459	156-0740-00	N	I+	Quad NAND Address Ln Driver			14 DIP
3459	156-0740-02	N	N	Quad NAND Address Ln Driver	Scrnd		14 DIP
6118	156-1649-00	A	I	Fluoro Display Driver	Scrnd		18 DIP
7447	156-0128-01	N	H-	BCD to 7-Seg Decoder/Driver			16 DIP
74LS47	156-1243-00	N	H-	BCD to 7-Seg Decoder/Driver		3E	16 DIP
74LS47	156-1243-01	A	H	BCD to 7-Seg Decoder/Driver	Scrnd		16 DIP
74LS140	156-0419-02	A	G+	Dual 4-Inp NAND 50n Ln Drvr	Scrnd	4D	16 DIP
74145	156-0111-00	N	H-	BCD to Dec Decoder/Driver		4E	16 DIP
74145	156-0111-01	N	H-	BCD to Dec Decoder/Driver	Chkd		16 DIP
74145J	156-0598-00	N	I-	BCD to 7-Seg Decoder/Drvr			16 DIP
74145J	156-0598-01	N	I-	BCD to 7-Seg Decoder/Drvr	Chkd		16 DIP
74LS145	156-1235-00	A	H	BCD to Dec Decoder/Driver	Scrnd	4G	16 DIP
74F240	156-1744-00	U	J+	Octal Buffer/Line Driver			20 DIP
74ALS240	156-1753-00	U		Octal Buffer/Line Driver	Scrnd		20 DIP
74ALS240	156-1753-01	U		Octal Buffer/Line Driver	Scrnd		20 DIP
74F241	156-1745-00	U	J+	Octal Buffer/Line Driver			20 DIP
74LS242	156-1025-00	N	H+	Quad Bus Transceiver/Bfr		3H	14 DIP
74LS242	156-1025-01	N	H+	Quad Bus Transceiver/Bfr	Chkd		14 DIP
74LS242	156-1025-02	A	I-	Quad Bus Transceiver/Bfr	Scrnd		14 DIP
74LS243	156-0928-00	N	I-	Quad Bus Transceiver/Bfr		4D	14 DIP
74LS243	156-0928-01	N	I-	Quad Bus Transceiver/Bfr	Chkd		14 DIP
74LS243	156-0928-02	N	I	Quad Bus Transceiver/Bfr	Scrnd		14 DIP
74ALS1244	156-1754-00	U		Octal Buffer/Line Driver w/3-State Output	Scrnd		20 DIP
74F245	156-1725-00	U	L-	Octal Bus Transceiver	Scrnd		20 DIP
74LS245	156-1111-02	A	J	Octal Bus Transceiver	Scrnd	5C	20 DIP
74ALS245	156-1748-01	U		Octal Buffer/Driver/Rcvr (Hi Drive)			
74ALS1245	156-1748-00	U		Octal Buffer/Driver/Rcvr (Lo Drive)			
74LS362	156-0993-00	N	K+	4-Phase Clock/Gen/Driver		1J	20 DIP
74LS362	156-0993-01	A	M	4-Phase Clock/Gen/Driver	Scrnd		20 DIP
74LS362	156-0993-02	N	M-	4-Phase Clock/Gen/Driver Ceramic Pkg			20 DIP
74365N	156-1187-00	N	G	Hex Bus Driver w/3-St Outp			16 DIP
74LS365	156-1220-00	N	G-	Hex Bus Driver w/3-St Outp			16 DIP
74LS365	156-1220-01	A	G+	Hex Bus Driver w/3-St Outp	Scrnd		16 DIP
74LS367	156-0852-02	A	G+	Hex w/3-St Input Driver	Scrnd	5D	16 DIP
74LS368	156-0720-02	A	H-	Hex Bus Drvr w/3-St Input, 4-Line & 2-Line Enable	Scrnd	4D	16 DIP
74LS646	156-1661-00	U	K+	Octal Bus Transceiver	Scrnd		
74AS804	156-1617-00	A	J+	Hex 2-Inp NAND Drvr (Scht)	Scrnd		20 DIP
75107A	156-0177-00	N	H-	Dual Line Receiver		3E	16 DIP
75107A	156-0177-02	N	H-	Dual Line Receiver	Scrnd		16 DIP
75110	156-1523-00	A	I	Dual Line Driver			14 DIP
75150	156-0139-00	A	H	Dual Line Driver		4F	8 DIP
75150	156-0139-02	N	H+	Dual Line Driver	Scrnd		8 DIP
75152	156-0934-00	A	J-	Dual Line Receiver			16 DIP
75154	156-0138-00	A	I-	Quad Line Receiver		4G	16 DIP
75154	156-0138-02	N	I	Quad Line Receiver	Scrnd		16 DIP



THIS APPLIES TO ALL DEVICES ON THIS PAGE

++ CATALOG RELIABILITY CODES

USAGE/YR	CODE	FAILURE FREQ	CODE	%/YR (median)
≥ 10	1	1/100 000	A	.001
≥ 100	2	1/50 000	B	.002
≥ 1 000	3	1/20 000	C	.005
≥ 10 000	4	1/10 000	D	.01
≥ 100 000	5	1/5 000	E	.02
≥ 1 000 000	6	1/2 000	F	.05
≥ 10 000 000	7	1/1 000	G	.1
		1/500	H	.2
		1/200	I	.5
		1/100	J	1.0+

For further explanation of this code, see page 4-72.

INTEGRATED CIRCUITS, DIGITAL (CONT)

TTL

FOR LISTING BY FAMILY NUMBERS, SEE PAGES 1-22 THRU 1-25.

VENDOR NUMBER	PART NUMBER	** ND	CC	DESCRIPTION	OTHER	++ RC	CASE STYLE
DRIVERS/RECEIVERS/TRANSCIEVERS (CONT)							
75183	156-0181-00	N	I-	Dual Line Driver			14 DIP
75325	156-0206-00	N	H+	Interface Core Driver			16 DIP
75325	156-0206-02	N	I-	Interface Core Driver	Scrnd		16 DIP
75451	156-0094-00	N	G-	Dual 2-Input AND Driver		4E	8 DIP
75451	156-0094-02	A	G	Dual 2-Input AND Driver	Scrnd		8 DIP
75452	156-0302-00	N	G+	Dual 2-Input NAND Driver		4D	8 DIP
75452	156-0302-02	A	G	Dual 2-Input NAND Driver	Scrnd		8 DIP
75453	156-0341-02	A	G+	Dual 2-Input OR Driver	Scrnd		8 DIP
75454	156-0313-00	N	G-	Dual 2-Input NOR Driver			8 DIP
75454	156-0313-02	A	G	Dual 2-Input NOR Driver	Scrnd		8 DIP
75494	156-0888-02	N	H	Hex Digit Driver	Scrnd		16 DIP
8706	156-0379-00	N	I+	BCD to 7-Seg Decoder/Drvr		4E	16 DIP
8706	156-0379-02	N	I+	BCD to 7-Seg Decoder/Drvr	Scrnd		16 DIP
8709	156-0851-00	N	G+	Quad to Bus Driver			14 DIP
8709	156-0851-02	N	H-	Quad to Bus Driver	Scrnd		14 DIP
8713	156-0273-00	N	H	Dual Line Driver			14 DIP
8715	156-0997-00	N	J-	Dual Line Driver		1J	14 DIP
8716	156-0995-00	N	J	Dual Line Comm Line Driver		2J	14 DIP
8224	156-0945-00	N	J+	Clock Generator/Driver		3G	14 DIP
8726	156-0996-00	N	I-	Quad Bus Trcvr, 3-St (Schtt)		3I	16 DIP
8726	156-0996-01	A	I	Quad Bus Trcvr, 3-St (Schtt)	Scrnd		16 DIP
8654	156-1454-00	N	I+	8-Output Display Driver		4I	18 DIP
8654	156-1454-01	N	J+	8-Output Display Driver	Scrnd		18 DIP
8831	156-0506-00	N	H+	Quad 1-3 Dual Diff Ln Drvr			16 DIP
8833	156-0531-02	N	I-	Quad Unified Bus Transcvr	Scrnd		16 DIP
8836	156-0456-00	N	G+	Quad 2-Input NOR Bus Rcvr			14 DIP
8836	156-0456-01	N	G+	Quad 2-Input NOR Bus Rcvr	Chkd		14 DIP
8836	156-0456-02	N	H+	Quad 2-Input NOR Bus Rcvr	Scrnd		14 DIP
8837	156-0455-02	N	I	Hex Bus Receiver	Scrnd	3E	16 DIP
8838	156-0653-02	N	I-	Quad Unified Bus Trscvr, Inverted	Scrnd	4D	16 DIP
8863	156-1407-00	A	I+	MOS to LED 8-Dgt Dsply Drvr			18 DIP
9368PC	156-0493-00	N	I	BCD to 7-Seg Dcdr/Driver		4F	16 DIP
9368PC	156-0493-02	N	I+	BCD to 7-Seg Dcdr/Driver	Scrnd		16 DIP
9614	156-0275-00	N	I	Dual Diff Line Driver			16 DIP
9614	156-0275-01	N	I+	Dual Diff Line Driver	Scrnd		16 DIP
9615	156-0274-00	N	J-	Dual Diff Line Receiver			16 DIP
9615	156-0274-01	N	I+	Dual Diff Line Receiver	Scrnd		16 DIP
9616	156-1544-00	N	I+	Triple Line Driver		2J	14 DIP
28103	156-1597-00	A	J+	Octal, 3-State Bidirect Bus Transceiver (Schottky)			20 DIP
ENCODERS							
74147	156-0347-02	N	I-	10-Line to 4-Line w/o Enable Enc.	Scrnd		16 DIP
74LS147	156-1177-01	A	I+	10-Line to 4-Line w/o Enable Enc.	Scrnd		16 DIP
74148	156-0219-02	N	H	8-Line to 3-Line with Enable Enc.	Scrnd		16 DIP
74LS148	156-1252-00	A	I+	8-Line to 3-Line	Scrnd		16 DIP
74LS348	156-1176-01	A	I+	8-Line to 3-Line w/3-State Output	Scrnd	4D	16 DIP
FLIP-FLOPS							
7472	156-0038-00	N	F+	Single, J-K Master/Slave			14 DIP
7472	156-0038-01	N	F+	Single, J-K Master/Slave	Chkd		14 DIP
7472	156-0038-02	N	N	Single, J-K Master/Slave	Scrnd		14 DIP
7473	156-0039-02	N	G	Dual, J-K Master/Slave, No Preset	Scrnd	4B	14 DIP
7473J	156-0557-00	N	H-	Dual, J-K Master/Slave, No Preset			14 DIP
7473J	156-0557-01	N	H-	Dual, J-K Master/Slave, No Preset	Chkd		14 DIP
74LS73	156-0387-02	A	G+	Dual, K-K, No Preset	Scrnd	4B	14 DIP
7474	156-0041-05	N	G-	Dual, D-Type w/Clear, Prst	Scrnd	5B	14 DIP
7474J	156-0558-00	N	G-	Dual, D-Type w/Clear, Prst			14 DIP
7474J	156-0558-01	N	G-	Dual, D-Type w/Clear, Prst	Chkd		14 DIP
74F74	156-1611-00	A	G+	Dual, D-Type, Edge Trigger		5C	14 DIP
74S74	156-0331-03	A	H-	Dual, D-Type w/Clear, Prst	Scrnd	5B	14 DIP

VENDOR NUMBER	PART NUMBER	** ND	CC	DESCRIPTION	OTHER	++ RC	CASE STYLE
FLIP-FLOPS (CONT)							
74ALS74	156-1756-00	U		Dual, D-Type Pos Edge Trgrd	Scrnd		14 DIP
74LS74	156-0388-02	N		Dual, D-Type w/Clear, Prst	Chkd		14 DIP
74LS74	156-0388-03	A		Dual, D-Type w/Clear, Prst	Scrnd	5B	14 DIP
7476	156-0042-00	N	F+	Dual, J-K Master/Slave w/Clear, Preset		4G	16 DIP
7476	156-0042-01	N	F+	Dual, J-K Master/Slave w/Clear, Preset	Chkd		16 DIP
7476	156-0042-02	N	G	Dual, J-K Master/Slave w/Clear, Preset	Scrnd		16 DIP
7476J	156-0560-00	N	G	Dual, J-K Master/Slave w/Clear, Preset			16 DIP
7476J	156-0560-01	N	G	Dual, J-K Master/Slave w/Clear, Preset	Chkd		16 DIP
74LS76	156-0731-02	A	G+	Dual, J-K w/Clear, Preset	Scrnd		16 DIP
74107	156-1083-00	N	F	Dual, J-K Master/Slave w/Clear	Scrnd		14 DIP
74109	156-1015-00	N	G	Dual, J-K w/Preset & Clear		2J	16 DIP
74S109	156-1061-02	A	I-	Dual, J-K w/Preset & Clear	Scrnd		16 DIP
74ALS109	156-1755-00	U		Dual, J-K Pos Edge Trgrd	Scrnd		16 DIP
74LS109	156-1059-01	A	G-	Dual, J-K w/Preset & Clear	Scrnd		16 DIP
74111	156-0174-00	N	G+	Dual, J-K w/Data Lock		4F	16 DIP
74111	156-0174-01	N	G+	Dual, J-K w/Data Lock	Chkd		16 DIP
74111	156-0174-02	N	H-	Dual, J-K w/Data Lock	Scrnd		16 DIP
74111J	156-0593-00	N	H-	Dual, J-K w/Data Lock			16 DIP
74111J	156-0593-01	N	H-	Dual, J-K w/Data Lock	Chkd		16 DIP
74S112	156-0118-03	A	I-	Dual, J-K Neg Edge Trgrd	Scrnd	5C	16 DIP
74ALS112	156-1758-00	U		Dual, J-K Neg Edge Trgrd	Scrnd		16 DIP
74LS112	156-1258-01	A	G	Dual, J-K Neg Edge Trgrd	Scrnd		16 DIP
74S113	156-1629-00	A	G+	Dual, J-K w/Preset	Scrnd		14 DIP
74LS113	156-0567-02	A	G+	Dual, J-K w/Preset	Scrnd		14 DIP
74174	156-0222-00	N	G+	Hex, D-Type w/Comm Clear & Comm Clock		4G	16 DIP
74174	156-0222-01	N	G+	Hex, D-Type w/Comm Clear & Comm Clock	Chkd	4D	16 DIP
74174	156-0222-02	N	G+	Hex, D-Type w/Comm Clear & Comm Clock	Scrnd		16 DIP
74174	156-0222-03	N	H-	Hex, D-Type w/Comm Clear & Comm Clock	Scrnd		16 DIP
74S174	156-0738-04	A	I+	Hex, D-Type w/Comm Clear & Comm Clock	Scrnd		16 DIP
74S174	156-0738-03	N	I	Hex, D-Type w/Comm Clear & Comm Clock, Cer Pkg only			16 DIP
74LS174	156-0391-02	A	H-	Hex, D-Type w/Comm Clear & Comm Clock	Scrnd	5B	16 DIP
74175	156-0221-02	N	H-	Quad, D-Type w/Comm Clear & Clock, Complm Output	Scrnd		16 DIP
74S175	156-0948-02	A	J+	Quad, D-Type w/Comm Clear & Comm Clock	Scrnd		16 DIP
74LS175	156-0392-03	A	H-	Quad, D-Type w/Comm Clear & Clock, Complm Output	Scrnd		16 DIP
74273	156-1708-00	N	J+	Octal, D-Type w/Clear	Scrnd		20 DIP
74LS273	156-0865-02	A	I	Octal, D-Type w/Clear	Scrnd	5A	20 DIP
74F374	156-1704-00	A	K-	Octal, D-Type w/Enable	Scrnd		20 DIP
74S374	156-1046-02	A	K-	Octal, D-Type w/Enable	Scrnd	5C	20 DIP
74LS374	156-0982-03	A	I+	Octal, D-Type w/Enable	Scrnd	5F	20 DIP
74LS377	156-0913-02	A	I	Octal, D-Type w/Enable	Scrnd	4D	20 DIP
74LS378	156-1221-00	A	I-	Hex, D-Type w/Enable	Scrnd		16 DIP
74LS379	156-1326-00	A	I-	Quad, D-Type w/Enable	Scrnd		16 DIP
74ALS564	156-1691-00	U	J+	Octal, D-Type Edge Trgrd			20 DIP
74ALS574	156-1664-00	U	K-	Octal, D-Type Edge Trgrd			20 DIP
25LS2520	156-1729-00	U		Octal, D-Type w/Clear	Scrnd		22 DIP



THIS APPLIES TO ALL DEVICES ON THIS PAGE.

** NEW DESIGN RECOMMENDATION FROM COMPONENT ENGINEERING:

- A = Acceptable
- N = Not Recommended
- U = Undefined
- X = Do Not Use

INTEGRATED CIRCUITS, DIGITAL (CONT)

TTL

FOR LISTING BY FAMILY NUMBERS, SEE PAGES 1-22 THRU 1-25.

VENDOR NUMBER	PART NUMBER	** ND	CC	DESCRIPTION	OTHER	++ RC	CASE STYLE
GATES							
PAL14L4	156-1669-00		K	Quad, 14-Inp AND/OR Invert			20 DIP
PAL16R4CJ	156-1659-00		M-	Quad, 16-Inp AND/OR			20 DIP
PAL16R6	156-1637-00		L-	Hex, 16-Inp AND/OR			20 DIP
PAL16R8CJ	156-1658-00		M+	Octal, 16-Inp AND/OR			20 DIP
7400	156-0030-03	N	G	Quad, 2-Input NAND	Scrnd		14 DIP
7400J	156-0549-00	N	F	Quad, 2-Input NAND			14 DIP
7400J	156-0549-01	N	F	Quad, 2-Input NAND	Chkd		14 DIP
74F00	156-1707-00	U	H-	Quad, 2-Input NAND	Scrnd		14 DIP
74S00	156-0180-04	A	G	Quad, 2-Input NAND	Scrnd	5D	14 DIP
74LS00	156-0382-02	A	G	Quad, 2-Input NAND	Scrnd	5A	14 DIP
7401	156-0057-00	N	F+	Quad, 2-Inp NAND w/OC Outp		4F	14 DIP
7401	156-0057-01	N	F+	Quad, 2-Inp NAND w/OC Outp	Chkd		14 DIP
7401	156-0057-02	N	G-	Quad, 2-Inp NAND w/OC Outp	Scrnd		14 DIP
7401J	156-0550-00	N	F+	Quad, 2-Inp NAND w/OC Outp			14 DIP
7401J	156-0550-01	N	F+	Quad, 2-Inp NAND w/OC Outp	Chkd		14 DIP
7402	156-0043-03	N	F+	Quad, 2-Input NOR	Scrnd		14 DIP
7402J	156-0551-00	N	F+	Quad, 2-Input NOR		1J	14 DIP
7402J	156-0551-01	N	F+	Quad, 2-Input NOR	Chkd		14 DIP
74F02	156-1743-00	U	H-	Quad, 2-Input NOR		3D	14 DIP
74S02	156-0690-03	A	G+	Quad, 2-Input NOR	Scrnd		14 DIP
74LS02	156-0383-02	A	G	Quad, 2-Input NOR	Scrnd	5A	14 DIP
7403	156-0186-02	N	F+	Quad, 2-Inp NAND w/OC Outp	Scrnd		14 DIP
74S03	156-0303-01	A	G	Quad, 2-Input NAND	Scrnd		14 DIP
74LS03	156-0384-00	N	F+	Quad, 2-Input NAND		4D	14 DIP
74LS03	156-0384-02	A	G-	Quad, 2-Input NAND	Scrnd		14 DIP
7408	156-0129-02	N	G-	Quad, 2-Input AND	Scrnd		14 DIP
7408J	156-0588-00	N	F+	Quad, 2-Input AND			14 DIP
7408J	156-0588-01	N	F+	Quad, 2-Input AND	Chkd		14 DIP
74F08	156-1723-00	U	H-	Quad, 2-Input AND	Scrnd		14 DIP
74S08J	156-0459-02	A	G+	Quad, 2-Input AND	Scrnd		14 DIP
74LS08	156-0480-02	A	G	Quad, 2-Input AND	Scrnd	5B	14 DIP
7409	156-0460-00	N	G-	Quad, 2-Inp AND w/OC Outp			14 DIP
7409	156-0460-01	N	G-	Quad, 2-Inp AND w/OC Outp	Scrnd		14 DIP
74LS09	156-0728-02	A	G	Quad, 2-Inp AND w/OC Outp	Scrnd	4C	14 DIP
74S09	156-1286-00	A	H-	Quad, 2-Inp AND w/OC Outp	Scrnd		14 DIP
7410	156-0047-02	N	G	Triple, 3-Input NAND	Scrnd		14 DIP
7410J	156-0553-00	N	F+	Triple, 3-Input NAND			14 DIP
7410J	156-0553-01	N	F+	Triple, 3-Input NAND	Chkd		14 DIP
74F10	156-1752-00	U		Triple, 3-Input NAND	Scrnd		14 DIP
74S10	156-0321-02	A	G	Triple, 3-Input NAND	Scrnd		14 DIP
74LS10	156-0386-02	A	G	Triple, 3-Input NAND	Scrnd	5A	14 DIP
7411	156-0163-00	N	F+	Triple, 3-Input AND			14 DIP
7411	156-0163-01	N	F+	Triple, 3-Input AND	Chkd		14 DIP
7411	156-0163-02	N	F+	Triple, 3-Input AND	Scrnd		14 DIP
74F11	156-1663-00	A	H-	Triple, 3-Input AND	Scrnd		14 DIP
74S11	156-0320-03	A	G+	Triple, 3-Input AND	Scrnd		14 DIP
74LS11	156-0481-02	A	G-	Triple, 3-Input AND	Scrnd	4B	14 DIP
7412	156-0144-00	N	G	Triple, 3-Inp NAND w/OC Outp		4F	14 DIP
7412	156-0144-01	N	G	Triple, 3-Inp NAND w/OC Outp	Chkd		14 DIP
7412	156-0144-02	N	H-	Triple, 3-Inp NAND w/OC Outp	Scrnd		14 DIP
7412J	156-0587-00	N	F+	Triple, 3-Inp NAND w/OC Outp			14 DIP
7412J	156-0587-01	N	F+	Triple, 3-Inp NAND w/OC Outp	Chkd		14 DIP
74LS12	156-0722-02	A	G	Triple, 3-Inp NAND w/OC Outp	Scrnd		14 DIP
7413	156-0149-00	N	G-	Dual, 4-Inp NAND Schmit Trg		4G	14 DIP
7413	156-0149-01	N	G-	Dual, 4-Inp NAND Schmit Trg	Chkd		14 DIP
7413	156-0149-02	N	G	Dual, 4-Inp NAND Schmit Trg	Scrnd		14 DIP
7413J	156-0586-00	N	G	Dual, 4-Inp NAND Schmit Trg			14 DIP
7413J	156-0586-01	N	G	Dual, 4-Inp NAND Schmit Trg	Chkd		14 DIP
74S15	156-1680-00	U	G	Triple, 3-Inp AND w/OC Outp	Scrnd		14 DIP
74LS15	156-1267-00	A	G-	Triple, 3-Inp AND w/OC Outp	Scrnd		14 DIP
74LS15	156-1267-01	N	G+	Triple, 3-Inp AND w/OC Outp	Scrnd		14 DIP
7420	156-0034-02	N	G	Dual, 4-Input NAND	Scrnd		14 DIP
7420J	156-0554-00	N	F+	Dual, 4-Input NAND			14 DIP
7420J	156-0554-01	N	F+	Dual, 4-Input NAND	Chkd		14 DIP
74S20	156-0304-02	A	G+	Dual, 4-Input NAND	Scrnd	4D	14 DIP
74LS20	156-0464-02	A	G-	Dual, 4-Input NAND	Scrnd		14 DIP
7421	156-0297-00	N	F+	Dual, 4-Input NAND			14 DIP
7421	156-0297-01	N	F+	Dual, 4-Input NAND	Chkd		14 DIP
7421	156-0297-02	N	G-	Dual, 4-Input NAND	Scrnd		14 DIP
74LS21	156-0478-02	N	G	Dual, 4-Input AND	Scrnd		14 DIP
74S22	156-0404-01	A	G+	Dual, 4-Inp NAND w/OC Outp	Scrnd		14 DIP
74LS22	156-0538-02	A	G	Dual, 4-Inp NAND w/OC Outp	Scrnd		14 DIP
7425	156-0165-02	N	H-	Dual, 4-Input NOR w/Strobe	Scrnd		14 DIP

VENDOR NUMBER	PART NUMBER	** ND	CC	DESCRIPTION	OTHER	++ RC	CASE STYLE
GATES (CONT)							
7425J	156-0590-00	N	F+	Dual, 4-Input NOR w/Strobe			14 DIP
7425J	156-0590-01	N	F+	Dual, 4-Input NOR w/Strobe	Chkd		14 DIP
7426	156-0112-00	N	G-	Quad, 2-Inp NAND w/OC Outp		4F	14 DIP
7426	156-0112-01	N	G-	Quad, 2-Inp NAND w/OC Outp	Chkd		14 DIP
7426	156-0112-02	N	G	Quad, 2-Inp NAND w/OC Outp	Scrnd		14 DIP
7426J	156-0584-00	N	G	Quad, 2-Inp NAND w/OC Outp			14 DIP
7426J	156-0584-01	N	G	Quad, 2-Inp NAND w/OC Outp	Chkd		14 DIP
74LS26	156-0970-03	A	G	Quad, 2-Input NAND	Scrnd		14 DIP
7427	156-0178-00	N	F+	Triple, 3-Input NOR			14 DIP
7427	156-0178-01	N	F+	Triple, 3-Input NOR	Chkd		14 DIP
7427	156-0178-02	N	G-	Triple, 3-Input NOR	Scrnd		14 DIP
74LS27	156-0718-03	A	G	Triple, 3-Input NOR	Scrnd	5B	14 DIP
7430	156-0035-02	N	G	Single, 8-Input NAND	Scrnd		14 DIP
7430J	156-0555-00	N	F+	Single, 8-Input NAND			14 DIP
7430J	156-0555-01	N	F+	Single, 8-Input NAND	Chkd		14 DIP
74S30	156-0418-01	A	G+	Single, 8-Input NAND	Scrnd		14 DIP
74LS30	156-0465-02	A	G	Single, 8-Input NAND	Scrnd		14 DIP
7432	156-0171-02	N	G	Quad, 2-Input OR	Scrnd	4C	14 DIP
74F32	156-1724-00	U	H-	Quad, 2-Input OR	Scrnd		14 DIP
74S32	156-0739-02	A	H-	Quad, 2-Input OR	Scrnd	5B	14 DIP
74LS32	156-0479-02	A	G	Quad, 2-Input OR	Scrnd	5B	14 DIP
74LS32	156-0479-04	N	G+	Quad, 2-Input OR	Scrnd		14 DIP
7451	156-0037-00	N	G-	Dual, 2-Wd, 2-In AND/OR Inv		4D	14 DIP
7451	156-0037-01	N	G	Dual, 2-Wd, 2-In AND/OR Inv	Chkd		14 DIP
7451	156-0037-02	N	G-	Dual, 2-Wd, 2-In AND/OR Inv	Scrnd		14 DIP
74S51	156-1040-00	N	G	Dual, 2-Wide, 2-Input AND/OR Invert		3E	14 DIP
74S51	156-1040-01	N	G	Dual, 2-Wide, 2-Input AND/OR Invert	Chkd	3E	14 DIP
74S51	156-1040-02	N	G+	Dual, 2-Wide, 2-Input AND/OR Invert	Scrnd		14 DIP
74LS51	156-0875-02	A	G	Dual, 2-Wide, 2-Input AND/OR Invert	Scrnd	4B	14 DIP
7454	156-0031-00	N	G-	4-Wide, 2-Input AND/OR Inv			14 DIP
7454	156-0031-01	N	G-	4-Wide, 2-Input AND/OR Inv	Chkd		14 DIP
74LS54	156-0452-02	A	G	4-Wide, 2 & 3-Input AND/OR Invert	Scrnd	4C	14 DIP
74F64	156-1751-00	U		4-2-3-2-Input AND/OR Invert			
74S64	156-0703-01	N	G+	4-Wide, 4-2-3-2-Input AND/OR Invert	Chkd		14 DIP
74S64	156-0703-02	A	G	4-Wide, 4-2-3-2-Input AND/OR Invert	Scrnd		14 DIP
74S65	156-1285-00	A	G	AND/OR Invert, 4-2-3-2-Inp w/OC Output	Scrnd		14 DIP
7486	156-0062-00	N	G	Quad, 2-Input EX OR		4C	14 DIP
7486	156-0062-01	N	G	Quad, 2-Input EX OR	Chkd		14 DIP
7486	156-0062-02	N	G	Quad, 2-Input EX OR	Scrnd		14 DIP
74F86	156-1800-00	U		Quad, 2-Input EX OR	Scrnd		14 DIP
74S86	156-0707-03	A	H	Quad, 2-Input EX OR	Scrnd		14 DIP
74LS86	156-0381-02	A	G	Quad, 2-Input EX OR	Scrnd	5B	14 DIP
74132	156-0371-02	N	H-	Quad, 2-Inp NAND, Schmt Inp	Scrnd	4D	14 DIP
74S132	156-0413-02	A	I	Quad, 2-Inp NAND, Schmt Inp	Scrnd		14 DIP
74S132	156-0721-02	A	G+	Quad, 2-Inp NAND, Schmt Inp	Scrnd	5C	14 DIP
74S133	156-0472-03	A	G+	Single, 3-Input NAND	Scrnd		16 DIP
74LS133	156-0866-00	N	G	Single, 13-Input NAND		4F	16 DIP
74LS133	156-0866-01	N	G	Single, 13-Input NAND	Chkd	4D	16 DIP
74LS133	156-0866-02	A	G	Single, 13-Input NAND	Scrnd	4C	16 DIP
74ALS133	156-1759-00	U		13-Input NAND	Scrnd		
74S134	156-1573-00	A	G+	Triple, 12-Input NAND	Scrnd		16 DIP
74LS136	156-0990-01	A	H	Quad, 2-Inp EX OR w/OC Outp	Scrnd		14 DIP
74S260	156-0966-01	A	H	Dual, 5-Input NOR	Scrnd		14 DIP
74LS260	156-0985-01	A	G+	Dual, 5-Input NOR	Scrnd		14 DIP
74265	156-0696-02	N	I	Quad, Complement Output AND/NAND	Scrnd	4F	16 DIP
74LS266	156-0652-02	A	G	Quad, 2-Inp EX NOR w/OC Outp	Scrnd		14 DIP



++FOR RELIABILITY CODES, SEE PAGE 1-16.

THIS APPLIES TO ALL DEVICES ON THIS PAGE.

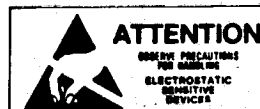
INTEGRATED CIRCUITS, DIGITAL (CONT)

TTL

FOR LISTING BY FAMILY NUMBERS, SEE PAGES 1-22 THRU 1-25

VENDOR NUMBER	PART NUMBER	** ND	CC	DESCRIPTION	OTHER	++ RC	CASE STYLE
GENERATORS							
74180	156-0088-00	N	H-	8-Bit, Odd/Even Gen/Chrk		4E	14 DIP
74180	156-0088-01	N	H-	8-Bit, Odd/Even Gen/Chrk	Chkd		14 DIP
74180	156-0088-02	N	H	8-Bit, Odd/Even Gen/Chrk	Scrnd		14 DIP
74S182	156-0692-00	N	I	Lookahead Carry Generator, Plastic Pkg		3E	16 DIP
74S182	156-0692-01	N	I	Lookahead Carry Generator, Plastic Pkg	Chkd		16 DIP
74S182	156-0692-02	A	I	Lookahead Carry Generator, Plastic Pkg	Scrnd		16 DIP
74S182	156-1048-00	N	I+	Lookahead Carry Generator, Ceramic Pkg			16 DIP
74S182	156-1048-01	N	I+	Lookahead Carry Generator, Ceramic Pkg	Chkd		16 DIP
74S182	156-1048-02	A	J-	Lookahead Carry Generator, Ceramic Pkg	Scrnd		16 DIP
74S280	156-1014-01	N	I+	9-Bit Odd/Even Parity Gen/Chrk	Scrnd		14 DIP
74LS280	156-0915-02	A	I	9-Bit Odd/Even Gen/Chrk	Scrnd		14 DIP
74AS881	156-1703-00	U	M-	4-Bit, ALU/Fctn Generator	Scrnd		24 DIP
82S62	156-1084-00	A	J+	8-Bit, Parity Gen/Chrk			14 DIP
LATCHES							
25S18	156-1062-00	N	K-	Quad Latch w/STD & 3-State Output			16 DIP
25S18	156-1062-02	N	K-	Quad Latch w/STD & 3-State Output	Scrnd		16 DIP
7475	156-0040-00	N	G	4-Bit Bistable Complement Outputs		4E	16 DIP
7475	156-0040-01	N	G	4-Bit Bistable Complement Outputs	Chkd		16 DIP
7475	156-0040-02	N	G	4-Bit Bistable Complement Outputs	Scrnd		16 DIP
7475J	156-0559-00	N	G+	4-Bit Bistable Complement Outputs			16 DIP
7475J	156-0559-01	N	G+	4-Bit Bistable Complement Outputs	Chkd		16 DIP
74LS75	156-0735-02	A	G+	4-Bit Bistable Complement Outputs	Scrnd	4D	16 DIP
74100	156-0193-00	N	I	8-Bit Latch			24 DIP
74100	156-0193-02	N	I+	8-Bit Latch	Scrnd		24 DIP
74177	156-0536-02	N	I	Preset Binary Cntr/Latch	Scrnd		14 DIP
74197	156-0142-00	N	H-	Preset Decade, Binary Cntr/Latch		4E	14 DIP
74197	156-0142-01	N	H-	Preset Decade, Binary Center/Latch	Chkd		14 DIP
74197J	156-0596-00	N	I-	Preset Decade, Binary Center/Latch			14 DIP
74197J	156-0596-01	N	I-	Preset Decade, Binary Center/Latch	Chkd		14 DIP
74LS259	156-0874-00	N	H	8-Bit Addressable Latch		3H	16 DIP
74LS259	156-0874-02	A	H+	8-Bit Addressable Latch	Scrnd	4C	16 DIP
74279	156-0508-02	N	G+	Quad S-R Latch	Scrnd		16 DIP
74LS279	156-0804-02	A	G+	Quad S-R Latch	Scrnd	4D	16 DIP
74F373	156-1721-00	U	K-	Octal "D" Tran Latch	Scrnd		20 DIP
74S373	156-1250-00	N	J+	Octal "D" Tran Latch		4E	20 DIP
74S373	156-1250-02	A	J	Octal "D" Tran Latch	Scrnd		20 DIP
74LS373	156-1065-00	N	I+	Octal "D" Tran Latch		4D	20 DIP
74LS373	156-1065-01	A	I+	Octal "D" Tran Latch	Scrnd	5A	20 DIP
74LS375	156-1318-00	A	G+	4-Bit Bistable Latch	Scrnd		16 DIP
9334	156-0218-02	N	I-	8-Bit Addressable	Scrnd		16 DIP
LOGIC ARRAYS							
PAL10L8	156-1801-00	A		Logic Array			20 DIP
PAL16L2	156-1808-00	A		Logic Array			20 DIP
PAL16L8	156-1809-00	A		Logic Array			20 DIP
PAL12L10	156-1802-00	A		Logic Array			24 DIP
82S100	156-1269-00	A	N-	16 x 48 x 8 FPLA w/3-State Output			28 DIP
82S107	156-1254-00	A	N-	FPLA w/3-State Output			28 DIP

VENDOR NUMBER	PART NUMBER	** ND	CC	DESCRIPTION	OTHER	++ RC	CASE STYLE
MULTIVIBRATORS							
26S02	156-1195-00	N	I+	Dual, Retrigger Monostable			4B 16 DIP
26S02	156-1195-01	N	I+	Dual, Retrigger Monostable	Scrnd		4C 16 DIP
MC4024P	156-0121-00	A	J+	Dual, Voltage Controlled Single, Monostable w/ Schmitt Trigger Inputs			14 DIP
74121	156-0072-02	N	H		Scrnd	4E	14 DIP
74121	156-0562-00	N	H-	Single, Monostable; Ceramic Pkg only			14 DIP
74121	156-0562-01	N	H-	Single, Monostable; Ceramic Pkg only	Chkd		14 DIP
74122	156-0143-02	N	H-	Single, Retrigger w/Clear Monostable	Scrnd		14 DIP
74122J	156-0594-00	N	G+	Single, Retrigger w/Clear Monostable			14 DIP
74122J	156-0594-01	N	G+	Single, Retrigger w/Clear Monostable	Chkd		14 DIP
74123	156-0172-02	N	H-	Dual, Monostable w/Clear Schmitt Trigger Input	Scrnd		16 DIP
74123J	156-0595-00	N	G+	Dual, Monostable w/Clear Schmitt Trigger Input			16 DIP
74123J	156-0595-01	N	G+	Dual, Monostable w/Clear Schmitt Trigger Input	Chkd		16 DIP
74LS123	156-1600-00	A	H-	Dual Monostable Retrigger	Scrnd		16 DIP
74221	156-0706-00	N	H	Dual, Monostable w/Clear Schmitt Trigger Input		4F	16 DIP
74221	156-0706-01	N	H	Dual, Monostable w/Clear Schmitt Trigger Input	Chkd		16 DIP
74221	156-0706-02	N	H	Dual, Monostable w/Clear Schmitt Trigger Input	Scrnd		16 DIP
74LS221	156-0733-02	A	H	Dual, Monostable w/Clear Schmitt Trigger Input	Scrnd	5B	16 DIP
74LS221	156-0733-03	N	H	Dual, Monostable w/Clear Schmitt Trigger Input	Scrnd		16 DIP
9601	156-0081-02	N	H-	One Shot	Scrnd	4D	14 DIP
9601DC	156-0622-00	N	H-	One Shot			14 DIP
9601DC	156-0622-01	N	H+	One Shot	Chkd		14 DIP
9602	156-0405-03	N	I-	Dual, Retriggerable, Resettable - One Sheet	Scrnd		16 DIP
9602DC	156-0623-00	N	H-	Dual, Retriggerable, Resettable - One Sheet			16 DIP
9602DC	156-0623-01	N	H-	Dual, Retriggerable, Resettable, One Shot	Chkd		16 DIP
96S02	156-1645-00	N	I+	Dual, Retriggerable, Resettable, Monostable	Scrnd		16 DIP
96LS02	156-1335-00	A	I	Dual, Retriggerable, Resettable - One Sheet	Scrnd	4D	16 DIP
PROMS							
SEE MEMORY SELECTION GUIDE THIS SECTION							
RAMS							
SEE MEMORY SELECTION GUIDE THIS SECTION							
REGISTERS							
29821	156-1702-00	U		10-Bit Register	Scrnd		24 DIP
29824	156-1736-00	U		9-Bit Register, 3-State			24 DIP
REGISTER FILES							
74LS170	156-0732-00	A	I-	4 x 4 Register File w/3-State Output			16 DIP
74LS170	156-0732-01	N		4 x 4 Register File w/3-State Output	Chkd		16 DIP
74LS670	156-0989-02	A	I+	4 x 4 Register File	Scrnd		16 DIP



THIS APPLIES TO ALL DEVICES ON THIS PAGE.

** NEW DESIGN RECOMMENDATION FROM COMPONENT ENGINEERING:


A = Acceptable
N = Not Recommended
U = Undefined

INTEGRATED CIRCUITS, DIGITAL (CONT)

TTL

VENDOR NUMBER	PART NUMBER	** ND	CC	DESCRIPTION	OTHER	++ RC	CASE STYLE
SHIFT REGISTERS							
2502	156-1456-00	N	K	Successive Approx Register			16 DIP
25L04	156-1792-00	A		Successive Approx Register			24 DIP
7495	156-0120-00	N	G+	4-Bit Right Shift, Left Shift		4G	14 DIP
7495	156-0120-01	N	G+	4-Bit Right Shift, Left Shift	Chkd		14 DIP
7495	156-0120-02	N	G+	4-Bit Right Shift, Left Shift	Scrnd		14 DIP
7495J	156-0602-00	N	G	4-Bit Right Shift, Left Shift			14 DIP
7495J	156-0602-01	N	G	4-Bit Right Shift, Left Shift	Chkd		14 DIP
74LS95	156-0389-00	N	G+	4-Bit Right Shift, Left Shift			16 DIP
74LS95	156-0389-01	N	G+	4-Bit Right Shift, Left Shift	Chkd		16 DIP
74LS95	156-0389-02	A	H-	4-Bit Right Shift, Left Shift	Scrnd		16 DIP
7496	156-0073-02	N	G+	5-Bit, Shift Register	Scrnd		16 DIP
74164	156-0131-00	N	G+	8-Bit, Parallel-Out Serial		4F	14 DIP
74164	156-0131-01	N	G+	8-Bit, Parallel-Out Serial	Chkd		14 DIP
74164	156-0131-02	N	H-	8-Bit, Parallel-Out Serial	Scrnd		14 DIP
74LS164	156-0651-02	A	H	8-Bit, Parallel-Out Serial	Scrnd	4B	14 DIP
74165	156-0146-02	N	H-	8-Bit, Parallel Load	Scrnd		16 DIP
74LS165	156-0789-02	A	H+	8-Bit, Parallel Load	Scrnd		16 DIP
74166	156-0301-02	N	I	8-Bit, Parallel-In, Serial-Output	Scrnd	3E	16 DIP
74LS166	156-1313-00	A	H	8-Bit, Parallel-In, Serial-Output	Scrnd		16 DIP
74LS173	156-0951-02	A	H	4-Bit, D-Type, 3-St Output	Scrnd		16 DIP
74194	156-0697-00	N	G	4-Bit Bi-Directional		3F	16 DIP
74S194	156-0744-00	N	J	4-Bit Bi-Directional			16 DIP
74S194	156-0744-01	N	J	4-Bit Bi-Directional	Chkd		16 DIP
74S194	156-0744-03	N	K-	4-Bit Bi-Directional, Ceramic Pkg only			16 DIP
74S194	156-0744-04	A	J+	4-Bit Bi-Directional Ceramic Pkg only	Scrnd		16 DIP
74LS194	156-0768-00	N	G+	4-Bit Bi-Directional			16 DIP
74LS194	156-0768-01	A	G+	4-Bit Bi-Directional	Scrnd		16 DIP
74195	156-0367-00	N	G	4-Bit, Parallel Access			16 DIP
74195	156-0367-01	N	G	4-Bit, Parallel Access	Chkd		16 DIP
74195	156-0367-02	N	E+	4-Bit, Parallel Access	Scrnd		16 DIP
74S195	156-0326-02	A	I+	4-Bit, Parallel Access	Scrnd		16 DIP
74LS195	156-0376-01	A	H-	4-Bit, Parallel Access	Scrnd		16 DIP
74LS295	156-0734-00	N	H-	4-Bit, Right Shift, Left Shift, 3-State Output		3E	14 DIP
74LS295	156-0734-01	N	H-	4-Bit, Right Shift, Left Shift, 3-State Output	Chkd		14 DIP
74LS295	156-0734-02	A	H	4-Bit, Right Shift, Left Shift, 3-State Output	Scrnd		14 DIP
74S299	156-1197-00	N	L-	8-Bit Universal Shift/Storage			20 DIP
74S299	156-1197-01	N	L-	8-Bit Universal Shift/Storage	Scrnd		20 DIP
74LS299	156-0975-02	A	J+	8-Bit Universal Shift/Storage w/3-State Output	Scrnd	4D	20 DIP
74LS299	156-0975-03	N	J+	8-Bit Universal Shift/Storage w/3-State Output	Scrnd		20 DIP
74LS322	156-1481-00	A	K-	8-Bit w/Sign Extender	Scrnd		20 DIP
74F399	156-1634-00	A	J	Quad, 2-Input, 4-Bit Regis	Scrnd		16 DIP
82S70	156-1328-00	N	J+	4-Bit Register	Scrnd	2J	14 DIP
8551	156-0398-00	N	G+	4-Bit, D-Type w/3-State Output			16 DIP
86LS62	156-1251-00	N	K-	Dual Rank 8-Bit w/3-State Output	Scrnd		18 DIP
93L28	156-0310-00	N	I+	Dual, 8-Bit	Scrnd		16 DIP
93L28	156-0310-02	N	I+	Dual, 8-Bit			16 DIP
MISCELLANEOUS							
74S124	156-1584-00	N	J-	Dual VCO	Scrnd		16 DIP
74LS629	156-0861-01	A	I	Dual VCO	Scrnd		16 DIP

PART NUMBER	TITLE
TECHNICAL SHEETS	
062-2318-00	Circuit Board Standards Marking Adherence and Solder Flux Cleaning
062-2985-00	Microcircuit Quality Level Requirements
062-3448-00	Protective Packaging for shipment and storage of static-sensitive microcircuits
062-3728-00	Microcircuit mechanical and environmental requirements
062-3798-00	Outline drawings for dual in-line and flatpack purchased microcircuits
062-3919-00	Digital microcircuit screening requirements for TTL, STTL, LSTTL, HTTL, L TTL.
062-3924-00	Digital microcircuit screening requirements for MOS
062-3942-00	Microcircuit screening requirements for ECL
062-3953-00	General reliability requirements for purchased microcircuits.
062-4099-00	Digital microcircuit screening requirements for MOS DRAMs.
062-4113-00	Digital microcircuit screening requirements for Bipolar RAMs
062-4188-00	Digital microcircuit screening requirements for NMOS ROMs
062-4385-00	Digital microcircuit screening requirements with dynamic burn-in for MOS
062-4385-01	Digital microcircuit screening requirements with dynamic burn-in (72 hour minimum)
062-5863-00	Quality and reliability requirements for high reliability MOS and Bipolar RAMs and MROMs
062-5875-00	Screening requirements for EPROMs
062-5876-00	Quality and reliability requirements for EPROMs



THIS APPLIES TO ALL DEVICES ON THIS PAGE

**** NEW DESIGN RECOMMENDATION FROM COMPONENT ENGINEERING:**
 A = Acceptable
 N = Not Recommended

NOTES

†† CATALOG RELIABILITY CODES

USAGE/YR	CODE	FAILURE FREQ	CODE	%/YR (median)
≥10	1	1/100 000	A	= .001
≥100	2	1/50 000	B	= .002
≥1 000	3	1/20 000	C	= .005
≥10 000	4	1/10 000	D	= .01
≥100 000	5	1/5 000	E	= .02
≥1 000 000	6	1/2 000	F	= .05
≥10 000 000	7	1/1 000	G	= .1
		1/500	H	= .2
		1/200	I	= .5
		1/100	J	= 1.0+

For further explanation of this code, see page 4-72.

COST CODE

(CC COLUMN)

CODE	% VALUE with -	% VALUE no suffix	% VALUE with +
A	.2¢	.5¢	.75¢
B	1.25¢	1.5¢	2¢
C	2.5¢	3¢	3.75¢
D	4.25¢	5¢	6¢
E	7¢	8¢	10¢
F	13¢	15¢	18¢
G	22¢	25¢	35¢
H	40¢	50¢	60¢
I	65¢	75¢	\$1
J	\$1.25	\$1.50	\$2
K	\$2.50	\$3	\$3.75
L	\$4.25	\$5	\$6
M	\$7	\$8	\$10
N	\$13	\$15	\$18
O	\$22	\$25	\$35+

NOTE: Costs may vary from order to order due to order quantities, vendor, etc.

TTL FAMILY NUMBER LISTING

FOR LISTING BY FUNCTION, SEE PAGES 1-14 THRU 1-20.

STANDARD

VENDOR NUMBER	PART NUMBER	DESCRIPTION	CASE STYLE	VENDOR NUMBER	PART NUMBER	DESCRIPTION	CASE STYLE
PAL10L8	156-1801-XX	Logic Array	20 DIP	7430	156-0035-XX	Gate, Single, 8-Input NAND	14 DIP
PAL12L6	156-1677-XX	Gate, Hex, 12-Input AND/OR	20 DIP	7430J	156-0555-XX	Gate, Single, 8-Input NAND	14 DIP
PAL12L20	156-1802-XX	Logic Array	20 DIP	7432	156-0171-XX	Gate, Quad, 2-Input OR	14 DIP
PAL14L4	156-1669-XX	Gate, Quad, 14-Input AND/OR	20 DIP	7433	156-0424-XX	Buffer, Quad, 2-Input NOR	14 DIP
PAL16L2	156-1808-XX	Logic Array	20 DIP	7437	156-0150-XX	Buffer, Quad, 2-Input NAND	14 DIP
PAL16R4CJ	156-1659-XX	Gate, Quad, 16-Input AND/OR	20 DIP	7437J	156-0591-XX	Buffer, Quad, 2-Input NAND (48mA)	14 DIP
PAL16R6	156-1637-XX	Gate, 16-Input AND/OR	20 DIP	7438	156-0145-XX	Buffer, Quad, 2-Input NAND	14 DIP
PAL16L8	156-1809-XX	Logic Array	20 DIP	7438J	156-0592-XX	Buffer, Quad, 2-Input NAND	14 DIP
PAL16R8CJ	156-1658-XX	Gate, Octal, 16-Input AND/OR	20 DIP	7440	156-0036-XX	Buffer, Quad, 2-Input NAND	14 DIP
UHP408	156-1528-XX	Driver, Quad, 2-Input NAND	14 DIP	7442	156-0061-XX	Decoder, BCD-to-Decimal	16 DIP
8T06	156-0379-XX	Decoder/Driver, BCD to 7 Segment	16 DIP	7442J	156-0556-XX	Decoder, BCD-to-Decimal	16 DIP
8T09	156-0851-XX	Driver, Quad, Bus	14 DIP	7447	156-0128-XX	Decoder/Driver, BCD-to-7 Segment	14 DIP
8T13	156-0273-XX	Driver, Dual Line	16 DIP	7451	156-0037-XX	Gate, Dual, 2-Wide, 2-Input AOI	14 DIP
8T15	156-0997-XX	Driver, Dual Line	14 DIP	7454	156-0031-XX	Gate, 4-Wide, 2-Input AOI	14 DIP
8T16	156-0995-XX	Driver, Dual Line, Communication Line	14 DIP	7472	156-0038-XX	Flip-Flop, Dual, J-K Master/Slave	14 DIP
8T26	156-0996-XX	Transceiver, Quad Bus, 3-State	16 DIP	7473	156-0039-XX	Flip-Flop, Dual, J-K Master/Slave	14 DIP
8T95	156-1018-XX	Buffer, Hex, 3-State Comm Disable	16 DIP	7473J	156-0557-XX	Flip-Flop, Dual, J-K Master/Slave	14 DIP
8T97	156-0998-XX	Buffer, Hex, 3-State, Sep. Disable	16 DIP	7474	156-0041-XX	Flip-Flop, Dual D	14 DIP
8T98	156-0999-XX	Buffer, Hex, 3-State, Inverter	16 DIP	74F74	156-1611-XX	Flip-Flop, Dual D	14 DIP
1488	156-0879-XX	Driver, Quad Line	14 DIP	7474J	156-0558-XX	Flip-Flop, Dual D	14 DIP
1489L	156-0878-XX	Receiver, Quad Line	14 DIP	7475	156-0040-XX	Latch, Quad	16 DIP
2502	156-1456-XX	Register, Successive Approximate	16 DIP	7475J	156-0559-XX	Latch, Quad	16 DIP
3245	156-0992-XX	Driver, Quad TTL to MOS	16 DIP	7476	156-0042-XX	Flip-Flop, Dual, J-K Master/Slave	16 DIP
3440P	156-1219-XX	GP1B Transceiver	16 DIP	7476J	156-0560-XX	Flip-Flop, Dual, J-K Master/Slave	16 DIP
3441P	156-0600-XX	Transceiver, Quad Bus	16 DIP	7483	156-0087-XX	Adder, 4-Bit Binary Gate Full	16 DIP
3446	156-0849-XX	Transceiver, Quad Interface Bus	16 DIP	7485	156-0123-XX	Comparator, 4-Bit Magnitude	14 DIP
3448	156-1133-XX	Driver, Quad Line	14 DIP	7486	156-0062-XX	Gate, Quad, 2-Input EXCL-OR	14 DIP
3459	156-0740-XX	Driver, Quad NAND Address Line	14 DIP	7490	156-0079-XX	Counter, Decade	14 DIP
4018P	156-0202-XX	Counter, Program Mod-N Hex	16 DIP	7490A	156-0395-XX	Counter, Decade (32 MHz)	14 DIP
4022P	156-0372-XX	Comparator, Dual 4-Bit	16 DIP	7492	156-0114-XX	Counter, Divide-by-12	14 DIP
4024P	156-0121-XX	Multivibrator, Dual Voltage-Control	14 DIP	7493	156-0032-XX	Counter, 4-Bit Binary	14 DIP
4035P	156-0198-XX	Latch, Quad (OC)	14 DIP	7493J	156-0561-XX	Counter, 4-Bit Binary	14 DIP
4044P	156-0124-XX	Detector, Phase/Frequency	14 DIP	7495	156-0120-XX	Register, 4-Bit Right-Shift, Left-Shift	14 DIP
4048P	156-0159-XX	Decoder, Non-Inverter 1-of-8	16 DIP	7495J	156-0602-XX	Register, 4-Bit Par-ACS Shift	14 DIP
6118	156-1649-XX	Driver, Fluorescent Display	18 DIP	7496	156-0073-XX	Register, 5-Bit Shift	16 DIP
7400	156-0030-XX	Gate, Quad, 2-Input NAND	14 DIP	7497	156-0311-XX	Multiplier, 6-Bit Binary Rate	16 DIP
7400J	156-0549-XX	Gate, Quad, 2-Input NAND	14 DIP	8090	156-0406-XX	Buffer, Quad, Inv/Dual, 2-Input NAND	16 DIP
7401	156-0057-XX	Gate, Quad, 2-Input NAND (OC)	14 DIP	8092	156-0473-XX	Gate, Dual, 5-Input NAND	16 DIP
7401J	156-0550-XX	Gate, Quad, 2-Input NAND	14 DIP	8094	156-0396-XX	Buffer, Quad, 2-Input, 3-State Output	16 DIP
7402	156-0043-XX	Gate, Quad, 2-Input NOR	14 DIP	8097	156-0535-XX	Buffer, 3-State, Hex	16 DIP
7402J	156-0551-XX	Gate, Quad, 2-Input NOR	14 DIP	8130	156-0537-XX	Comparator, 10-Bit	24 DIP
7403	156-0186-XX	Gate, Quad, 2-Input NOR (OC)	14 DIP	8136N	156-0539-XX	Comparator, 6-Bit Unified Bus	16 DIP
7404	156-0058-XX	Inverter, Hex	14 DIP	8201	156-0601-XX	Buffer/Inverter, Dual, 5-Bit Inv Input	24 DIP
7404J	156-0552-XX	Inverter, Hex	14 DIP	8202	156-0250-XX	Register, 10-Bit	24 DIP
7405	156-0092-XX	Inverter, Hex (5.5V OC)	14 DIP	8224	156-0945-XX	Generator/Driver, Clock	16 DIP
74H05	156-0922-XX	Inverter, Hex	14 DIP	8234	156-0336-XX	Multiplexer, Quad, 2-Input	16 DIP
7406	156-0153-XX	Buffer, Hex Inverter (30V OC)	14 DIP	8271	156-0919-XX	Register, 4-Bit Shift	16 DIP
7406J	156-0611-XX	Inverter, Hex	14 DIP	8273B	156-0497-XX	Register, Shift, 10-Bit, Ser-In, Par-Out	16 DIP
7407	156-1080-XX	Buffer, Hex 2/O-C, HV	14 DIP	8274B	156-0498-XX	Register, Shift, 10-Bit, Par-In, Ser-Out	16 DIP
7408	156-0129-XX	Gate, Quad, 2-Input AND	14 DIP	8290	156-0097-XX	Counter, Decade (Selected for 55 MHz)	14 DIP
7408J	156-0588-XX	Gate, Quad, 2-Input AND	14 DIP	8551	156-0398-XX	Latch, Quad, 3-State Output	16 DIP
7409	156-0460-XX	Gate, Quad, 2-Input AND	14 DIP	8556	156-1054-XX	Counter, Programmed Decade/Binary	16 DIP
7410	156-0047-XX	Gate, Triple, 3-Input NAND	14 DIP	8654	156-1454-XX	Driver, 8-Output Display	18 DIP
7410J	156-0553-XX	Gate, Triple, 3-Input NAND	14 DIP	88L12	156-1347-XX	Hex Inverter, Interface Gate	14 DIP
7411	156-0163-XX	Gate, Triple, 3-Input AND	14 DIP	8815	156-1053-XX	Gate, Dual, 4-Input	14 DIP
7412	156-0144-XX	Gate, Triple, 3-Input NAND (5.5V OC)	14 DIP	8831	156-0506-XX	Driver, Quad, Single End-Dual Diff Input	16 DIP
7412J	156-0587-XX	Gate, Triple, 3-Input NAND (5.5V OC)	14 DIP	8833	156-0531-XX	Transceiver, Quad, Unified Bus	16 DIP
7413	156-0149-XX	Gate, Dual, 4-Input NAND Schmitt	14 DIP	8836	156-0456-XX	Receiver, Quad, 2-Input NOR Bus	14 DIP
7413J	156-0586-XX	Gate, Dual 4-Input NAND Schmitt	14 DIP	8837	156-0455-XX	Receiver, Hex Bus	16 DIP
7414	156-0462-XX	Gate/Inverter, Hex, Schmitt Trigger	14 DIP	8838	156-0653-XX	Transceiver, Quad, Unified Bus Inv.	16 DIP
7416	156-0093-XX	Buffer, Hex Inverter	14 DIP	8856	156-1110-XX	Driver, LED, BCD-to-7 Segment	16 DIP
7416J	156-0585-XX	Buffer, Hex Inverter	14 DIP	8863	156-1407-XX	Driver, MOS to LED 8-Digit Display	18 DIP
7417	156-0140-XX	Buffer, Hex (15V OC, 40mA)	14 DIP	8880	156-0284-XX	Decoder/Driver, BCD-to-7 Segment (DD700)	16 DIP
7417J	156-0589-XX	Buffer, Hex (15V OC, 40mA)	14 DIP	9300PC	156-0083-XX	Register, 4-Bit	16 DIP
7420	156-0034-XX	Gate, Dual, 4-Input NAND	14 DIP	9304	156-0148-XX	Adder, Dual, Full	16 DIP
7420J	156-0554-XX	Gate, Dual, 4-Input NAND	14 DIP	9310PC	156-0084-XX	Counter, Sync Decade (74160)	16 DIP
74H20	156-1169-XX	Gate, Dual, 4-Input NAND	14 DIP	9334	156-0218-XX	Latch, 8-Bit Addressable	16 DIP
7421	156-0297-XX	Gate, Dual, 4-Input AND	14 DIP	9368PC	156-0493-XX	Decoder/Driver, BCD-to-7 Segment	16 DIP
74H21	156-1050-XX	Gate, Dual, 4-Input AND	14 DIP	9401	156-0969-XX	Generator/Checker, Redundancy	14 DIP
7425	156-0165-XX	Gate, Dual, 4-Input NOR with Strobe	14 DIP	9601	156-0081-XX	Multivibrator, Retriggered, Monostable	14 DIP
7425J	156-0590-XX	Gate, Dual, 4-Input NOR with Strobe	14 DIP	9601DC	156-0622-XX	Multivibrator, Retriggered, Monostable	14 DIP
7426	156-0112-XX	Gate, Quad, 2-Input NAND	14 DIP	9602	156-0405-XX	Multivibrator, Dual, Retrig, Monostable	14 DIP
7426J	156-0584-XX	Gate, Quad, 2-Input NAND	14 DIP	9602DC	156-0623-XX	Multivibrator, Dual, Retrig, Monostable	14 DIP
7427	156-0178-XX	Gate, Triple, 3-Input NOR	14 DIP	9614	156-0275-XX	Driver, Dual Differential Line	16 DIP
7428	156-0374-XX	Buffer, Quad, 2-Input NOR (48mA)	14 DIP	9615	156-0274-XX	Receiver, Dual Differential Line	16 DIP

TTL FAMILY NUMBER LISTING (CONT)

FOR LISTING BY FUNCTION,
SEE PAGES 1-14 THRU 1-20.

STANDARD (CONT)

STANDARD (CONT)

VENDOR NUMBER	PART NUMBER	DESCRIPTION	CASE STYLE
9616	156-1544-XX	Driver, Triple Line	14 DIP
29821	156-1702-XX	Register, Shift, 10-Bit, 3-State Output	24 DIP
74100	156-0193-XX	Latch, 8-Bit	24 DIP
74107	156-1083-XX	Flip-Flop, Dual, J-K, M/S with Clear	14 DIP
74109	156-1015-XX	Flip-Flop, Dual, J-K with Preset Clear	16 DIP
74111	156-0174-XX	Flip-Flop, Dual, J-K M/S with Data Lock	16 DIP
74111J	156-0593-XX	Flip-Flop, Dual, J-K M/S with Data Lock	16 DIP
74121	156-0072-XX	Multivibrator, Monostable (One-shot)	14 DIP
74121J	156-0562-XX	Multivibrator, Monostable (One-shot)	14 DIP
74122	156-0143-XX	Multivibrator, Retrigger, One-shot w/Clear	14 DIP
74122J	156-0594-XX	Multivibrator, Retrigger, One-shot w/Clear	14 DIP
74123	156-0172-XX	Multivibrator, Dual, Retrigger, One-shot w/Clear	16 DIP
74123J	156-0595-XX	Multivibrator, Dual, Retrigger, One-shot w/Clear	16 DIP
74128	156-0451-XX	Buffer, Quad, 2-Input NOR (48mA)	14 DIP
74128J	156-0613-XX	Buffer, Quad, 2-Input NOR (48mA)	14 DIP
74132	156-0371-XX	Gate/Inv, Quad 2-Input NAND, Schmitt Trig	16 DIP
74145	156-0111-XX	Decoder/Driver, BCD-to-Decimal	16 DIP
74145J	156-0598-XX	Decoder/Driver, BCD-to-Decimal	16 DIP
74147	156-0347-XX	Encoder, 10-Line to 4-Line	16 DIP
74148	156-0219-XX	Encoder, 8-Line to 3-Line	16 DIP
74150	156-0299-XX	Selector, 16-Bit Data	24 DIP
74150J	156-0597-XX	Selector, 16-Bit Data	24 DIP
74151A	156-0075-XX	Selector, 8-Bit Data with Strobe	14 DIP
74151J	156-0563-XX	Selector, 8-Bit Data with Strobe	14 DIP
74P151	156-1746-XX	Multiplexer, 8-Bit	16 DIP
74153	156-0098-XX	Selector/Multiplexer, Dual 4-to-1 Data	16 DIP
74154	156-0078-XX	Decoder/Demultiplexer, 1-of-16	24 DIP
74154J	156-0564-XX	Decoder/Demultiplexer, 1-of-16	24 DIP
74155	156-0110-XX	Decoder/Demultiplexer, Dual 2-4 Line	16 DIP
74156	156-0141-XX	Decoder/Demultiplexer, Dual 2-4 Line	16 DIP
74157	156-0125-XX	Multiplexer, Quad, 2-Input (FSC9322)	16 DIP
74159	156-0929-XX	Decoder/Demultiplexer, 4-16 Line	24 DIP
74161	156-0117-XX	Counter, 4-Bit Binary Sync	16 DIP
74163	156-0248-XX	Counter, 4-Bit Binary Snc	16 DIP
74164	156-0131-XX	Register, 8-Bit Shift, Ser-In, Par-Out	14 DIP
74165	156-0146-XX	Register, 8-Bit Shift, Par-In, Ser-Out	16 DIP
74166	156-0301-XX	Register, 8-Bit Shift, Par-In, Ser-Out	16 DIP
74174	156-0222-XX	Flip-Flop, Hex D with Clear	16 DIP
74175	156-0221-XX	Latch, Quad D with Clear	16 DIP
74177	156-0536-XX	Counter/Latch, Preset Binary	14 DIP
74180	156-0088-XX	Generator/Checker, 8-Bit Parity	14 DIP
74181	156-0351-XX	Logic Unit, Arithmetic	24 DIP
74184	156-0315-XX	Converter, BCD-to-Binary Code	16 DIP
74185	156-0345-XX	Converter, Binary-to-BCD	16 DIP
74190	156-0340-XX	Counter, Sync BCD Up/Down	16 DIP
74191	156-0175-XX	Counter, Sync Up/Down, 4-Bit	16 DIP
74192	156-0127-XX	Counter, Sync Up/Down BCD	16 DIP
74193	156-0089-XX	Counter, Sync Up/Down, 4-Bit	16 DIP
74193J	156-0565-XX	Counter, Sync Up/Down, 4-Bit	16 DIP
74194	156-0697-XX	Register, 4-Bit Shift	16 DIP
74195	156-0367-XX	Register, 4-Bit Parallel Access Shift	16 DIP
74197	156-0142-XX	Counter/Latch, Presettable Binary	14 DIP
74197J	156-0596-XX	Counter/Latch, Presettable Binary	14 DIP
74221	156-0706-XX	Multivibrator, Dual Monostable w/Schmitt Trig	16 DIP
74251	156-0397-XX	Selector, 8-Bit Data, 3-State Output	16 DIP
74265	156-0696-XX	Gate, Quad Complimentary Out AND/NAND	16 DIP
74273	156-1708-XX	Flip-Flop, Octal D-Type	20 DIP
74279	156-0508-XX	Latch, Quad, R - S	16 DIP
74298	156-0373-XX	Multiplexer, Quad, 2-Input with Store	16 DIP
74365N	156-1187-XX	Driver, Hex Bus with 3-State Output	16 DIP
74390	156-0626-XX	Counter, Dual, Decade	16 DIP
74393	156-0617-XX	Counter, Dual, 4-Bit	14 DIP
75107A	156-0177-XX	Receiver, Dual Line	16 DIP
75110	156-1523-XX	Driver, Dual Line	14 DIP
75150	156-0139-XX	Driver, Dual Line	8 DIP
75152	156-0934-XX	Receiver, Dual Line	16 DIP
75154	156-0138-XX	Receiver, Line	16 DIP
75160	156-1414-XX	Transceiver, Octal Bus Data	20 DIP
75161	156-1415-XX	Transceiver, Octal Bus Transfer	20 DIP
75162	156-1459-XX	Bus, GPIB Management Circuit	22 DIP
75183	156-0181-XX	Driver, Dual Line	16 DIP
75325	156-0206-XX	Driver	16 DIP
75402	156-1587-XX	Driver, Dual Peripheral NAND	14 DIP
75451	156-0094-XX	Driver, Dual, 2-Input NAND	8 DIP
75452	156-0302-XX	Driver, Dual, 2-Input NAND	8 DIP

VENDOR NUMBER	PART NUMBER	DESCRIPTION	CASE STYLE
75453	156-0341-XX	Driver, Dual, 2-Input OR	8 DIP
75454	156-0313-XX	Driver, Dual, 2-Input NOR	8 DIP
75494	156-0888-XX	Driver, Hex Digit	16 DIP
SCHOTTKY			
8T95	156-1018-XX	Buffer, Hex, Common Disable	16 DIP
8T97	156-0998-XX	Buffer, Hex, Separate Disable	16 DIP
8T98	156-0999-XX	Buffer, Hex, 3-State, Inverter	16 DIP
25S18	156-1062-XX	Latch, Quad, Dual with STD and 3-St Out	16 DIP
26S02	156-1195-XX	Multivibrator, Dual Retrigger/Reset Monostable	16 DIP
26S10	156-1747-XX	Transceiver, Quad Bus	16 DIP
26S12	156-0483-XX	Transceiver, Quad Bus	16 DIP
74S00	156-0180-XX	Gate, Quad, 2-Input NAND	14 DIP
74S02	156-0690-XX	Gate, Quad, 2-Input	14 DIP
74S03	156-0303-XX	Gate, Quad, 2-Input NAND	14 DIP
74S04	156-0323-XX	Inverter, Hex	14 DIP
74S05	156-0403-XX	Inverter, Hex	14 DIP
74S08J	156-0459-XX	Gate, Quad, 2-Input AND	14 DIP
74S09	156-1286-XX	Gate, Quad, 2-Input AND with OC Output	14 DIP
74S10	156-0321-XX	Gate, Triple, 2-Input NAND	14 DIP
74S11	156-0320-XX	Gate, Triple, 3-Input AND	14 DIP
74S15	156-1680-XX	Gate, Triple, 3-Input AND with OC Output	14 DIP
74S20	156-0304-XX	Gate, Dual, 4-Input NAND	14 DIP
74S22	156-0404-XX	Gate, Dual, 4-Input NAND	14 DIP
74S30	156-0418-XX	Gate, 8-Input NAND	14 DIP
74S32	156-0739-XX	Gate, Quad, 2-Input	14 DIP
74S37	156-1216-XX	Buffer, Quad, 2-Input NAND	14 DIP
74S38	156-1393-XX	Buffer, Quad, 2-Input NAND	14 DIP
74S51	156-1040-XX	Gate, Dual, 2-Wide, 2-Input AND/OR Inv	14 DIP
74S64	156-0703-XX	Gate, 4-2-3-2-Input AND/OR	14 DIP
74S65	156-1285-XX	Gate, AND/OR Inv 4-2-3-2 with OC Output	14 DIP
74S74	156-0331-XX	Flip-Flop, Dual Differential	14 DIP
74S85	156-1041-XX	Comparator, 4-Bit Magnitude	16 DIP
74S86	156-0707-XX	Gate, Quad, 2-Input EXCL OR	14 DIP
28103	156-1597-XX	Transceiver, Octal Bus	20 DIP
82S62	156-1084-XX	Generator/Checker, 8-Bit Parity	14 DIP
82S70	156-1328-XX	Register, 4-Bit	14 DIP
82S90	156-0482-XX	Counter, Presettable Decade	14 DIP
93S10	156-1394-XX	Counter, Sync 4-Bit Binary	16 DIP
93S47	156-1063-XX	Comparator, 6-Bit	16 DIP
96S02	156-1645-XX	Multivibrator, Dual Monostable	16 DIP
74S109	156-1061-XX	Flip-Flop, Dual J-K with Preset	16 DIP
74S112	156-0118-XX	Flip-Flop, Dual J-K	16 DIP
74S113	156-1629-XX	Flip-Flop, Dual J-K with Preset	14 DIP
74S124	156-1584-XX	Oscillator Voltage Control, Dual	16 DIP
74S132	156-0413-XX	Gate, Quad, 2-Input Schmitt Trigger	14 DIP
74S133	156-0472-XX	Gate, 13-Input NAND	16 DIP
74S134	156-1573-XX	Gate, Triple, 12-Input NAND	16 DIP
74S138	156-0694-XX	Decoder/Demultiplexer	16 DIP
74S139	156-0693-XX	Decoder/Demultiplexer	16 DIP
74S140	156-0419-XX	Driver, 4-Input NAND 500 Line	14 DIP
74S151	156-0324-XX	Selector/Multiplexer, 8-Input Data	16 DIP
74S153	156-0325-XX	Selector/Multiplexer, Dual 4-to-1 Line	16 DIP
74S157	156-1064-XX	Multiplexer, Quad 2-1	16 DIP
74S158	156-1351-XX	Selector/Multiplexer, Quad 2-1 Line Data with Inverter Output	16 DIP
74S161	156-1044-XX	Counter, Binary, 4-Bit Sync	16 DIP
74S163	156-1198-XX	Counter, 4-Bit Sync	16 DIP
74S169	156-0765-XX	Counter, Sync Up/Down Binary	16 DIP
74S174	156-0738-XX	Flip-Flop, Quad Hex with Clear	16 DIP
74S175	156-0948-XX	Flip-Flop, Quad Hex with Clear	16 DIP
74S181	156-1196-XX	Generator, ALU/Function	24 DIP
74S182	156-0692-XX	Generator, Look Ahead Carry	16 DIP
74S182	156-1048-XX	Generator, Look Ahead Carry	16 DIP
74S194	156-0744-XX	Register, 4-Bit BiDirect Univ. Shift	16 DIP
74S195	156-0326-XX	Register, 4-Bit Parity I/O Shift	16 DIP
74S196	156-0883-XX	Counter, 100 MHz Preset Decade & Binary	14 DIP
74S197	156-1183-XX	Counter, Latch, Presettable Binary	14 DIP
74S240	156-1058-XX	Buffer, Octal with 3-State Output	20 DIP
74S241	156-1179-XX	Buffer, Octal with 3-State Output	20 DIP
74S257	156-0522-XX	Multiplexer, Quad 2-Input w/3-State Out	16 DIP

NOTE: For Cost and Reliability Codes(++), See Pages 1-14 and 1-20.

TTL FAMILY NUMBER LISTING (CONT)

SCHOTTKY (CONT)

LOW POWER SCHOTTKY (CONT)

VENDOR NUMBER	PART NUMBER	DESCRIPTION	CASE STYLE
74S258	156-1547-XX	Selector/Multiplexer, Quad 2-to-1 Line	16 DIP
74S260	156-0966-XX	Gate, Dual, 5-Input NOR	14 DIP
74S280	156-1014-XX	Generator/Checker	14 DIP
74S283	156-1292-XX	4-Bit Binary Adder	16 DIP
74S299	156-1197-XX	Regulator, 8-Bit Univ. Shift/Store	20 DIP
74S373	156-1250-XX	Latch, Octal D-Type	20 DIP
74S374	156-1046-XX	Flip-Flop, Octal, D-Type with Enable	20 DIP
74S381	156-0691-XX	Generator, ALU/Function	20 DIP
74S399	156-1634-XX	Register, 4-Bit Quad	16 DIP
74AS804	156-1619-XX	Driver, Hex, 2-Input NOR	20 DIP
82S100	156-1269-XX	16 x 48 x 8 FLPA w/OC Output	28 DIP
82S107	156-1254-XX	FLPA with 3-State Output	28 DIP
29827	156-1840-XX	10-Bit Bus Buffer	24 DIP

LOW POWER SCHOTTKY

87LS95	156-1277-XX	Buffer, Octal, 3-State Output	20 DIP
87LS97	156-0916-XX	Buffer, Octal, 2-Input, 3-State Output	20 DIP
87LS98	156-1479-XX	Buffer, Octal, 3-State, Inverter	20 DIP
26LS30	156-1316-XX	Driver, Quad, 3-State, Angle End	16 DIP
26LS32	156-1315-XX	Receiver, Quad Differential	16 DIP
26LS31	156-1681-XX	Driver, Quad Differential	16 DIP
AM2908	156-1618-XX	Transceiver, Quad Bus with Intfc Logic	20 DIP
2909DC	156-1029-XX	Address Controller, 4-Bit	28 DIP
74LS00	156-0382-XX	Gate, Quad, 2-Input NAND	14 DIP
74LS02	156-0383-XX	Gate, Quad, 2-Input NOR	14 DIP
74LS03	156-0384-XX	Gate, Quad, 2-Input NAND	14 DIP
74LS04	156-0385-XX	Inverter, Hex	14 DIP
74LS05	156-0724-XX	Inverter, Hex with OC Output	14 DIP
74LS08	156-0480-XX	Gate, Quad, 2-Input AND	14 DIP
74LS09	156-0728-XX	Gate, Quad, 2-Input AND with OC Output	14 DIP
74LS10	156-0386-XX	Gate, Triple, 3-Input NAND	14 DIP
74LS11	156-0481-XX	Gate, Triple, 3-Input AND	14 DIP
74LS12	156-0722-XX	Gate, Triple, 3-Input NAND w/OC Output	14 DIP
74LS13	156-1276-XX	Gate, Dual, 4-Input NAND, Schmitt Trig.	14 DIP
74LS14	156-0645-XX	Inverter, Hex, Schmitt Trigger	14 DIP
74LS15	156-1267-XX	Gate, Triple, 3-Input NAND w/OC Output	14 DIP
74LS20	156-0464-XX	Gate, Dual, 4-Input NAND	14 DIP
74LS21	156-0478-XX	Gate, Dual, 4-Input AND	14 DIP
74LS22	156-0538-XX	Gate, Dual, 4-Input NAND (OC)	14 DIP
74LS26	156-0970-XX	Buffer, Quad, 2-Input NAND	14 DIP
74LS27	156-0718-XX	Gate, Triple, 3-Input NOR	14 DIP
74LS30	156-0465-XX	Gate, 8-Input NAND	14 DIP
74LS32	156-0479-XX	Gate, Quad, 2-Input OR	14 DIP
74LS33	156-0730-XX	Buffer, Quad 2-Input NOR w/OC Output	14 DIP
74LS37	156-0466-XX	Buffer, Quad, 2-Input NAND	14 DIP
74LS38	156-0467-XX	Buffer, Quad, 2-Input NAND w/OC Output	14 DIP
74LS42	156-0736-XX	Decoder, BCD-to-Decimal	16 DIP
74LS47	156-1243-XX	BCD to 7 Segment Decoder/Driver	16 DIP
74LS51	156-0875-XX	Gate, Dual, 2-Wide, 2-Input AOI	14 DIP
74LS54	156-0452-XX	Gate, 4-Wide, 2-& 3-Input AOI	14 DIP
74LS73	156-0387-XX	Flip-Flop, Dual J-K	14 DIP
74LS74	156-0388-XX	Flip-Flop, Dual D	14 DIP
74LS75	156-0735-XX	Latch, 4-Bit Bistable	16 DIP
74LS76	156-0731-XX	Flip-Flop, Dual, J-K M/S with Clear	16 DIP
74LS85	156-0953-XX	Comparator, 4-Bit Magnitude	16 DIP
74LS86	156-0381-XX	Gate, Quad, 2-Input EXCL OR	14 DIP
74LS90	156-0656-XX	Counter, Decade	14 DIP
74LS92	156-1108-XX	Counter, Divided by 12	14 DIP
74LS93	156-0646-XX	Counter, 4-Bit Binary	14 DIP
74LS95	156-0389-XX	Register, 4-Bit Right Shift, Left Shift	16 DIP
74LS96	156-1275-XX	Register, 5-Bit Shift	16 DIP
81LS95	156-1277-XX	Buffer, 8, 3-State	20 DIP
81LS97	156-0916-XX	Buffer, 8, 2-Input, 3-State	20 DIP
81LS98	156-1479-XX	Buffer, Octal Inverter, 3-State	20 DIP
86LS62	156-1251-XX	Register, Dual Rank, 8-Bit w/3-St Outpt	18 DIP
96LS02	156-1335-XX	Multivibrator, Dual Retrigger, Resettable	16 DIP
74LS109	156-1059-XX	Flip-Flop, Dual, J-K w/Preset, Clear	16 DIP
74LS112	156-1258-XX	Flip-Flop, Dual, J-K Neg Edge Trigger	16 DIP
74LS113	156-0567-XX	Flip-Flop, Dual, J-K Neg Edge Trigger	14 DIP
74LS123	156-1600-XX	Multivibrator, Dual, Retriggered	16 DIP

VENDOR NUMBER	PART NUMBER	DESCRIPTION	CASE STYLE
74LS124	156-0861-XX	Oscillator, Voltage Controller, Dual	16 DIP
74LS126	156-1619-XX	Buffer, Quad Bus w/3-State Output	14 DIP
74LS132	156-0721-XX	Gate, Quad, 2-Input NAND, Schmitt Trig.	14 DIP
74LS133	156-0866-XX	Gate, 13-Input NAND	16 DIP
74LS136	156-0990-XX	Gate, Quad, 2-Input EX OR w/OC Output	14 DIP
74LS138	156-0469-XX	Decoder, 3-Line to 8-Line	16 DIP
74LS139	156-0541-XX	Decoder/Demultiplexer, Dual 2-4 Line	16 DIP
74LS145	156-1235-XX	Transceiver, Dcdr/Drvr BCD-to-7 Segment	16 DIP
74LS147	156-1177-XX	Encoder, 10-to-4 Line Priority	16 DIP
74LS148	156-1252-XX	Encoder 8-to-3 Line	16 DIP
74LS151	156-0994-XX	Selector/Multiplexer, 8-Input w/Enable	16 DIP
74LS153	156-0798-XX	Selector/Multiplexer, Dual 4-to-1 Line	16 DIP
74LS154	156-1026-XX	Demultiplexer/Decoder, 4-to-16 Line	24 DIP
74LS155	156-0390-XX	Decoder, Demultiplexer, Dual 4-to-2 Line	16 DIP
74LS156	156-1432-XX	Decoder, Dual 2-to-4 Line	16 DIP
74LS157	156-0530-XX	Multiplexer, Quad, 2-Input	16 DIP
74LS158	156-1395-XX	Selector/Multiplexer, Quad 2-to-1	16 DIP
74LS161	156-0844-XX	Counter, 4-Bit Binary Sync	16 DIP
74LS162	156-0788-XX	Counter, 4-Bit Sync with Sync Clear	16 DIP
74LS163	156-0784-XX	Counter, 4-Bit Binary Sync	16 DIP
74LS164	156-0651-XX	Register, 8-Bit Par-cut Series Shift	14 DIP
74LS165	156-0789-XX	Register, 8-Bit Parallel Load Shift	16 DIP
74LS166	156-1313-XX	Register, 8-Bit Parallel Input, Ser Outp	16 DIP
74LS169	156-0957-XX	Counter, Sync Up/Down Binary	16 DIP
74LS168	156-1371-XX	Counter, Sync Up/Down Decade	16 DIP
74LS170	156-0732-XX	Register, 4 x 4 File with OC Output	16 DIP
74LS173	156-0951-XX	Register, 4-Bit D-Type 3-State Output	16 DIP
74LS174	156-0391-XX	Latch, Hex with Clear	16 DIP
74LS175	156-0392-XX	Latch, Quad with Clear	16 DIP
74LS181	156-1376-XX	ALU	24 DIP
74LS190	156-0569-XX	Counter, BCD	16 DIP
74LS191	156-0422-XX	Counter, Up/Down Sync Binary	16 DIP
74LS192	156-0526-XX	Counter, 4-Bit Up/Down, Dual Clock	16 DIP
74LS193	156-0412-XX	Counter, 4-Bit Up/Down Sync	16 DIP
74LS194	156-0768-XX	Register, Bldirect Universal Shift	16 DIP
74LS195	156-0376-XX	Register, 4-Bit Parallel I/O Shift	16 DIP
74LS196	156-0727-XX	Cntr/Lch, 30MHz Preset Decade or Binary	14 DIP
74LS197	156-0629-XX	Counter, 30MHz Preset Binary	14 DIP
74LS221	156-0733-XX	Multivibrator, Dual Monostable with Schmitt Triggered Input	16 DIP
74LS240	156-0914-XX	Inverter/Buffer, Octal w/3-State Output	20 DIP
74LS241	156-0955-XX	Buffer, Octal with 3-State Output	20 DIP
74LS242	156-1025-XX	Transceiver, Quad Bus	14 DIP
74LS243	156-0928-XX	Transceiver, Quad Bus	14 DIP
74LS244	156-0956-XX	Buffer, Octal w/3-State Output	20 DIP
74LS245	156-1111-XX	Transceiver, Octal Bus	20 DIP
74LS251	156-0470-XX	Selector, 8-Input Data w/3-State Output	16 DIP
74LS253	156-0471-XX	Selector, Dual 4-to-1 Line Data with 3-State Output	16 DIP
74LS257	156-0529-XX	Multiplexer, Quad 2-Input w/3-State Out	16 DIP
74LS258	156-1229-XX	Multiplexer, Quad, 2-1, w/3-State Output	16 DIP
74LS259	156-0874-XX	Latch, 8-Bit Addressable	16 DIP
74LS260	156-0985-XX	Gate, Dual, 5-Input NOR	14 DIP
74LS266	156-0652-XX	Gate, Quad 2-Input EXCL NOR w/OC Output	14 DIP
74LS273	156-0865-XX	Flip-Flop, Octal D-Type with Clear	20 DIP
74LS279	156-0804-XX	Latch, Quad Shift Register	16 DIP
74LS280	156-0915-XX	Generator/Chckr, 9-Bit Odd/Even Parity	14 DIP
74LS283	156-0679-XX	Adder, 4-Bit Binary	16 DIP
74LS295	156-0734-XX	Register, 4-Bit Right Shift, Left Shift with 3-State Output	14 DIP
74LS298	156-1045-XX	Multiplexer, Quad, 2-Input w/Storage	16 DIP
74LS299	156-0975-XX	Register, 8-Bit Univ. Shift/Storage	20 DIP
74LS322	156-1481-XX	Register, 8-Bit with Sign Extender	20 DIP
74LS348	156-1176-XX	Encoder, 3-to-3 Line Priority with 3-State Output	16 DIP
74LS352	156-1521-XX	Selector/Multiplexer, Dual 4-to-1 Line	16 DIP
74LS362	156-0993-XX	Clock/Generator/Driver, 4-Phase	20 DIP
74LS365	156-1220-XX	Driver, Hex Bus, with 3-State Output	16 DIP
74LS366	156-0702-XX	Inverter, Hex Buffer with 3-State Output	16 DIP
74LS367	156-0852-XX	Driver, Hex with 3-State Input	16 DIP
74LS368	156-0720-XX	Driver, Hex 4-to-2 Line Enable with 3-State Output	16 DIP
74LS373	156-1065-XX	Latch, Octal D-Type	20 DIP
74LS374	156-0982-XX	Flip-Flop, Octal D-Type w/Enable	20 DIP
74LS375	156-1318-XX	Latch, 4-Bit Bistable	16 DIP

TTL FAMILY NUMBER LISTING (CONT)

LOW POWER SCHOTTKY (CONT)

FOR LISTING BY FUNCTION, SEE PAGES 1-14 THRU 20.

VENDOR NUMBER	PART NUMBER	DESCRIPTION	CASE STYLE
74LS377	156-0913-XX	Flip-Flop, Octal D-Type w/Enable	20 DIP
74LS378	156-1221-XX	Gate, Hex D with Enable	16 DIP
74LS379	156-1326-XX	Quad, D-Type with Enable	16 DIP
74LS390	156-0910-XX	Counter, Dual Decade	16 DIP
74LS393	156-1172-XX	Counter, Dual 4-Bit, Binary	14 DIP
74LS399	156-1388-XX	Multiplexer, Quad 2-Input w/Storage	16 DIP
74LS450	156-1761-XX	Multiplexer, 16:1	24 DIP
74LS461	156-1732-XX	Counter, Octal w/3-State Output	24 DIP
74LS490	156-1448-XX	Counter, Dual, 4-Bit Decade	16 DIP
74LS646	156-1661-XX	Transceiver, Octal Bus	
74LS670	156-0989-XX	Register, 4 x 4 File	20 DIP
25LS2520	156-1729-XX	Flip-Flop, Octal D-Type w/Clear	22 DIP
25LS2521	156-1273-XX	Comparator, 8-Bit to Equal	20 DIP
25LS2538	156-1546-XX	Decoder, 1-of-8 with 3-State Output	20 DIP
25LS2569	156-1375-XX	Counter, 4-Bit Up/Down	20 DIP

ADVANCED SCHOTTKY

54F04	156-1616-XX	Inverter, Hex (Die only)	14 DIP
74F00	156-1707-XX	Gate, Quad, 2-Input NAND	14 DIP
74F02	156-1743-XX	Gate, Quad, 2-Input NOR	14 DIP
74F04	156-1722-XX	Inverter, Hex	
74F08	156-1723-XX	Gate, Quad, 2-Input AND	
74F10	156-1752-XX	Gate, Triple, 3-Input NAND	
74F11	156-1663-XX	Gate, Triple, 3-Input	14 DIP
74F32	156-1724-XX	Gate, Quad, 2-Input OR	
74F64	156-1751-XX	Gate, 4-2-3-2 Input AND/OR Invert	
74F86	156-1800-XX	Gate, Quad, 2-Input EX/OR	14 DIP
74F138	156-1727-XX	Decoder/Demultiplexer	
74F139	156-1726-XX	Decoder, Dual 1 of 4	
74F151	156-1746-XX	Multiplexer, 8-Input	16 DIP
74F153	156-1662-XX	Multiplexer, Dual, 4-Input	16 DIP
74F191	156-1714-XX	Counter, Sync Up/Down Binary	16 DIP
74F240	156-1744-XX	Buffer/Line Driver, Octal	20 DIP
74F241	156-1745-XX	Buffer/Line Driver, Octal	20 DIP
74F245	156-1725-XX	Transceiver, Octal Bidirect	20 DIP
74F283	156-1705-XX	Adder, 4-Bit Binary	16 DIP
74F373	156-1721-XX	Latch, D Transparent	
74F374	156-1704-XX	Flip-Flop, Octal, D-Type	20 DIP
74AS804	156-1617-XX	Driver, Hex, 2-Input NOR	20 DIP
74AS881	156-1703-XX	Generator, 4-Bit ALU/Function	24 DIP

ADVANCED LOW POWER SCHOTTKY

74ALS74	156-1756-XX	Flip-Flop, Dual D-Type Pos Edge Trig	
74ALS109	156-1755-XX	Flip-Flop, Dual J-K Pos Edge Triggered	
74ALS133	156-1759-XX	Gate, 13-Input NAND	
74ALS240-1	156-1753-XX	Buffer/Line Driver, Octal	
74ALS564	156-1691-XX	Flip-Flop, Octal D-Type	20 DIP
74ALS569	156-1757-XX	Counter, Sync, 4-Bit Up/Down	
74ALS574	156-1664-XX	Flip-Flop, Octal D-Type	
74ALS1244	156-1754-XX	Buffer/Line Driver, Octal	
74ALS1245	156-1748-XX	Transceiver, Octal Bus w/3-State Output	

++ CATALOG RELIABILITY CODES

USAGE/YR	CODE	FAILURE FREQ	CODE	%/YR (median)
≥10	1	1/100 000	A	.001
≥100	2	1/50 000	B	.002
≥1 000	3	1/20 000	C	.005
≥10 000	4	1/10 000	D	.01
≥100 000	5	1/5 000	E	.02
≥1 000 000	6	1/2 000	F	.05
≥10 000 000	7	1/1 000	G	.1
		1/500	H	.2
		1/200	I	.5
		1/100	J	1.0+

For further explanation of this code, see page 4-72.

COST CODE

(CC COLUMN)

CODE	≈ VALUE with -	≈ VALUE no suffix	≈ VALUE with +
A	.2¢	.5¢	.75¢
B	1.25¢	1.5¢	2¢
C	2.5¢	3¢	3.75¢
D	4.25¢	5¢	6¢
E	7¢	8¢	10¢
F	13¢	15¢	18¢
G	22¢	25¢	35¢
H	40¢	50¢	60¢
I	65¢	75¢	\$1
J	\$1.25	\$1.50	\$2
K	\$2.50	\$3	\$3.75
L	\$4.25	\$5	\$6
M	\$7	\$8	\$10
N	\$13	\$15	\$18
O	\$22	\$25	\$35+

NOTE: Costs may vary from order to order due to order quantities, vendor, etc.

NOTES

2

COST CODE (CC COLUMN)

CODE	A	B	C	D	E	F	G	H	I	J	K	L	M	N	O
VALUE with +	.75¢	2¢	3.75¢	6¢	10¢	18¢	35¢	60¢	\$1	\$2	\$3.75	\$6	\$10	\$18	\$35+
VALUE no suffix	.5¢	1.5¢	3¢	5¢	8¢	15¢	25¢	50¢	75¢	\$1.50	\$3	\$5	\$8	\$15	\$25
VALUE with -	.2¢	1.25¢	2.5¢	4.25¢	7¢	13¢	22¢	40¢	65¢	\$1.25	\$2.50	\$4.25	\$7	\$13	\$22

NOTE: Costs may vary from order to order due to order quantities, vendor, etc.



STATIC

SENSITIVE INTEGRATED CIRCUITS, SPECIAL FUNCTION

THIS APPLIES TO ALL DEVICES ON THIS PAGE.

VENDOR NUMBER	PART NUMBER	** ND	CC	DESCRIPTION	OTHER	++ RC	CASE STYLE
A/D CONVERTERS							
<u>8-Bit</u>							
ADC0801	156-1533-00	A	N-	100 μ S, μ p compatible, CMOS, SAR			20 DIP
TDC1001	156-1590-00	A	0-	400 μ S, short cycle, SAR			18 DIP
TDC1007	156-1345-00	A	0+	40 μ S, ECL outputs, Parallel flash converter	4H		64 DIP
<u>10-Bit</u>							
8701	156-1595-00	A	N	6ms, Latches, CMOS, Monolithic, μ p compatible			24 DIP
<u>12-Bit</u>							
ADC80-12	156-1307-00	A	0+	25 μ S, short cycle, Discrete Modulal, internal ref			32 DIP
ADC1211	156-1571-00	A	0	100 μ S, 10-bit linear			24 DIP
<u>One-chip DVM Systems</u>							
ICL7106	156-1483-00	A	M	3-1/2 digit, LCD display drivers, CMOS Auto zero, 1 μ A input current			40 DIP
ICL7107	156-1435-00	A	M-	3-1/2 digit, LED display drivers, CMOS Auto zero, 1 μ A input current	4H		40 DIP
MC14433	156-1118-00	A		3-1/2 digit, BCD outputs, CMOS, No display drivers	3E		24 DIP
<u>Two-chip DVM Systems</u>							
LD110	156-0476-00	A	L	3-1/2 digit, Digital section, 2KHz to 250KHz clock, use with LD111A or LD120	4H		16 DIP
LD111A	156-1268-00	A	L+	3-1/2 digit, Analog section, use with LD110	4G		16 DIP
LD111A	156-1268-01	N		3-1/2 digit, Analog section, special noise selection, use with LD110			16 DIP
LD120	156-1306-00	A	L	4-1/2 digit, Analog section, use with LD121 or LD110	4I		16 DIP
LD121	156-1305-00	A	L+	4-1/2 digit, Digital section, 50KHz to 250KHz, use with LD120 or LD111A	3J		18 DIP
ICL8052	156-0909-00	A	M	3-1/2 digit, Analog signal conditioner, use with ICL8053 or 71C03			14 DIP
ICL8053	156-0908-00	A	M-	3-1/2 digit, Auto zero switch network, use with ICL8052	3F		14 DIP
D/A CONVERTERS							
<u>8-Bit</u>							
DAC-08	156-1255-00	A	K-	Complimentary current output, 135nS max, Multiplying, 9-bit accurate, Monolithic Bipolar, No-ref	Scrnd		16 DIP
DAC-08	156-1255-01	N	K-	Complimentary current output, 135nS max, Multiplying, 9-bit accurate, Monolithic Bipolar, No-ref		4E	16 DIP
AD558	156-1623-00	A	M-	Voltage output, 1.5 μ S max, μ p compatible band gap ref, Latches			16 DIP
MC1408	156-0509-00	N	I+	Current output, 300nS max, Multiplying, .19% accurate, No-ref		3G	16 DIP
NE5018	156-1311-00	A	K+	Voltage output, 2 μ S, Latches, Ref, burn-in per MIL-STD-883			22 DIP
AM6080	156-1555-00	A	K	Complimentary current output, 160nS, Latches, Multiplying, μ p compatible, No-ref			20 DIP
AD7523	156-1366-00	A	J+	Current output, 150 μ S, CMOS, Multiplying, No-ref			16 DIP
AD7524	156-1367-00	A	K	Current output, 150 μ S, CMOS, Multiplying, Latches, μ p compatible, No-ref		4C	16 DIP

VENDOR NUMBER	PART NUMBER	** ND	CC	DESCRIPTION	OTHER	++ RC	CASE STYLE
D/A CONVERTERS (CONT)							
<u>10-Bit</u>							
DAC10	156-1638-00	A	L-	Complimentary current output, 150nS max, No-ref, Multiplying			18 DIP
DAC100	156-0137-00	A	0+	Current output, 375nS, 2-chip Hybrid, Ref			16 DIP
DAC331C	156-1321-00	A	0	Current output, 1.5 μ S, CMOS, Multiplying, No-ref	2I		16 DIP
AD561	156-0967-00	A	M+	Current output, 250 μ S, Ref	3I		16 DIP
TD1016	156-1441-00	A	0+	Current output, 25nS, ECL, TTL/ECL input Buffers, No-ref			40 DIP
TD1016	156-1441-01	N	0+	Current output, 25nS, ECL, TTL/ECL input Buffers, No-ref	Scrnd		40 DIP
MC3410	156-0927-00	A	L-	Current output, 250nS, No-ref			16 DIP
MC3410	156-0927-01	N		Current output, 250nS, No-ref	Scrnd		16 DIP
AD7533	156-0719-00	A	L+	Current output, 500nS, CMOS, Multiplying, No-ref	3F		16 DIP
AD7533	156-0719-01	N	M-	Current output, 500nS CMOS, Multiplying, No-ref	Scrnd		16 DIP
<u>12-Bit</u>							
DAC60-12	156-1024-00	N	0+	Current output, 150nS, Discrete Modulal construction		3I	28 DIP
DAC80I	156-0958-00	A	N+	Current output, 300nS, 1/4 LSD Diff Linearity Ref, Hybrid		4I	24 DIP
DAC80ZI	156-1443-00	A	0-	Current output, 300nS, 1/4 LSD Diff Linearity Ref, Will work w/12v. supplies			24 DIP
DAC80V	156-0959-00	A	0-	Voltage output, 5 μ S, Hybrid, Ref			24 DIP
DAC80V	156-0959-01	N	0-	Voltage output, 5 μ S, Hybrid, Ref	Scrnd		24 DIP
DAC80-CCD-I	156-1409-00	A	0	Current output, 300nS, Coded decimal input, Hybrid, Ref			24 DIP
DAC80-CCD-I	156-1409-01	N	0	Current output, 300 μ S, Coded decimal input, Hybrid, Ref	Scrnd		24 DIP
AD565A	156-1329-00	A	N	Current output, 200nS, Monolithic, Ref	3I		24 DIP
DAC1200	156-1184-00	N	0	Current output, 1.5 μ S, Voltage output, 2.5 μ S, Ref 3-chip Hybrid	3H		24 DIP
HS3120	156-1811-00	A		Current output, 500nS, Buffers, Multiplying, μ p compatible, No-ref			28 DIP
AM6012	156-1589-00	A	L+	Current output, 250nS, Multiplying, Segmented, No-ref			20 DIP
MP7612	156-1548-00	A	N-	Current output, 1 μ S, CMOS, No-ref			18 DIP
<u>16-Bit</u>							
DAC71-I	156-1534-00	A	0+	Current output, 1 μ S, 4-digit BCD input, Ref			24 DIP
DAC71-I	156-1534-01	N	0+	Current output, 1 μ S, 4-digit BCD input, Ref			24 DIP
RMS TO DC CONVERTER							
536A	156-1259-00	A	M+	Monolithic true RMS to DC converter, 0.5% max error approx. 200KHz Band Width		4H	14 DIP
536A	156-1457-00	A	L+	Monolithic true RMS to DC converter, 0.5% max error approx. 200KHz Band Width		3I	T0-100
536A	156-1457-02	N		Monolithic true RMS to DC converter, 0.5% max error approx. 200KHz Band Width	Scrnd		T0-100

** NEW DESIGN RECOMMENDATION FROM COMPONENT ENGINEERING:

A = Acceptable

N = Not Recommended



**STATIC
SENSITIVE**

INTEGRATED CIRCUITS, SPECIAL FUNCTION

THIS APPLIES TO ALL DEVICES ON THIS PAGE

VENDOR NUMBER	PART NUMBER	** ND	CC	DESCRIPTION	OTHER	++ RC	CASE STYLE
------------------	-------------	----------	----	-------------	-------	----------	---------------

VOLTAGE TO FREQUENCY CONVERTERS

LM331N	156-1362-00	A	H+	Voltage to Freq. Converter		4F	8 DIP
--------	-------------	---	----	----------------------------	--	----	-------

ANALOG SWITCHES

DG181	156-1236-00	A	L+	2-Channel, JFET		4F	TO-100
DG201	156-0858-00	A	K	4-Channel, CMOS		16	DIP
4016	156-0289-00	A	G+	4-Channel, CMOS		3E	14 DIP
4016	156-0289-01	A	H-	4-Channel, CMOS	Chkd	14	DIP
4016	156-0289-02	A	H-	4-Channel, CMOS	Scrnd	14	DIP
4051	156-0513-00	A	H	8-Channel, CMOS		3F	16 DIP
4051	156-0513-02	A	H+	8-Channel, CMOS	Scrnd	4F	16 DIP
4052	156-0514-00	A	H	Dual 4-Channel, CMOS		16	DIP
4052	156-0514-01	A	I-	Dual 4-Channel, CMOS	Scrnd	16	DIP
4053	156-0515-00	A	H+	Triple 2-Channel, CMOS		5E	16 DIP
4053	156-0515-02	A	I-	Triple 2-Channel, CMOS	Scrnd	4H	16 DIP
4053	156-0515-03	A	I-	Triple 2-Channel, CMOS	Scrnd	16	DIP
4066	156-0644-00	A	G+	4-Channel, CMOS		4F	14 DIP
4066	156-0644-01	A	G+	4-Channel, CMOS	Chkd	14	DIP
4066	156-0644-03	A	H	4-Channel, CMOS	Scrnd	4C	14 DIP
SD5000	156-1303-00	A	K	4-Channel (4-DMOS array)		16	DIP
IH5010	156-1256-00	A	L	4-Channel (4-JFET array)		14	DIP
AD7511	156-0723-00	A	L+	4-Channel, CMOS		16	DIP
AD7511	156-0723-01	A	L+	4-Channel, CMOS	Scrnd	16	DIP
11508	156-1270-00	A	M-	8-Channel, Bi FET		3F	16 DIP
13333	156-1211-00	A	J+	4-Channel, Bi FET		4F	16 DIP
MUX24	156-1788-00	A	L	Dual 4-Channel, Bi FET		16	DIP

COMPARATORS

LM211H	156-1790-00	A		High Speed			TO-99
311	156-1126-00	A	G	Single, with strobe		4E	8 DIP
311	156-1126-01	A	H	Single, with strobe	Chkd	4E	8 DIP
311	156-0096-00	A	I-	Single, with strobe		4G	TO-99
311	156-0096-01	A	I	Single, with strobe	Chkd	4G	TO-99
311	156-0096-02	A	I	Single, with strobe	Scrnd		TO-99
319D	156-1226-00	A	I+	Dual, 80nS typ., Delay		4F	14 DIP
319D	156-1226-01	A	J+	Dual, 80nS typ., Delay	Scrnd	4F	14 DIP
319H	156-0570-00	A	J-	Dual, 80nS typ., Delay		3E	TO-100
319H	156-0570-01	N		Dual, 80nS typ., Delay	Chkd		TO-100
339N	156-0411-00	A	G+	Sgl Sply, Slow Spd Quad		5F	14 DIP
339N	156-0411-01	A	H-	Sgl Sply, Slow Spd Quad	Chkd	4D	14 DIP
339N	156-0411-02	A	H	Sgl Sply, Slow Spd Quad	Scrnd	4D	14 DIP
LM361	156-1324-00	N	J-	20nS Max. Delay	Scrnd	14	DIP
393N	156-1225-00	A	G+	Dual		4E	8 DIP
393N	156-1225-01	A	H-	Dual	Scrnd	4E	8 DIP
NE521	156-1339-00	A	I+	Dual Diff Comp. Hi Spd	Scrnd	3G	14 DIP
585	156-0362-00	A	M-	ECL, 6.5nS Delay		3G	TO-100
585	156-0362-01	A	M-	ECL, 6.5nS Delay	Scrnd		TO-100
710CH	156-0013-00	A	H-	40nS typ. Delay		4E	TO-99
711C	156-0116-00	A	H-	Dual, with strobe		3H	14 DIP
1514L	156-1056-00	A	I+	Dual Diff. Comparator		3H	14 DIP
4C3405	156-1284-00	A	I-	Dual			14 DIP
3431	156-1647-00	A		Quad, High Speed			
3685	156-1344-00	A	L+	ECL, 3nS Delay			TO-100

PHASE LOCK LOOPS & RELATED COMPONENTS

VOLTAGE CONTROLLED OSCILLATORS

M331N	156-1362-00	A	H+	Voltage to Freq. Convtr		4F	8 DIP
1648P	156-0266-00	A	J	ECL		3H	14 DIP
1648P	156-0266-01	A	J	ECL	Scrnd		14 DIP
1658	156-0224-00	A	K-	ECL			16 DIP
1658	156-0224-01	A	K-	ECL	Scrnd		16 DIP
4LS124	156-0861-00	A	I-	TTL Dual			16 DIP
4LS124	156-0861-01	A	I-	TTL Dual	Scrnd		16 DIP

LOOPS

IC14046CP	156-0704-00	A	H	CMOS, Linear		4F	16 DIP
IC145146	156-1742-00	A	L-	4-Bit Bus, Compatible, Digital			20 DIP
IC145155	156-1718-00	A		CMOS, Serial input, Digital			18 DIP

MULTIVIBRATORS

IC4024P	156-0121-00	A	J+	TTL, Dual Volt Controlled			14 DIP
---------	-------------	---	----	---------------------------	--	--	--------

VENDOR NUMBER	PART NUMBER	** ND	CC	DESCRIPTION	OTHER	++ RC	CASE STYLE
------------------	-------------	----------	----	-------------	-------	----------	---------------

PHASE DETECTORS

MC4044	156-0124-00	A	J+	TTL Dual Phase-Frequency Detector		3E	14 DIP
MC4044	156-0124-02	N	J+	TTL Dual Phase-Frequency Detector	Scrnd		14 DIP
12040L	156-0518-00	A	L	ECL Phase-Frequency Detector			14 DIP

SAMPLE AND HOLD

SMP-11-FY	156-1312-00	A	K-	Monolithic Sample & Hold 3.5uS acquisition time		3E	14 DIP
LF198	156-1789-00	A	N	Bi FET Monolithic Sample & Hold			TO-5
LF298H	156-1791-00	A		High Perf. Amplifier			TO-99
LF398	156-1370-00	A	J+	Monolithic Sample & Hold 6uS acquisition time			8 Lead

TIMERS

555	156-0402-00	A	H-	Functional Timer Block		4E	8 DIP
555	156-0402-01	A	H-	Functional Timer Block	Chkd		8 DIP
555	156-0402-02	A	H-	Functional Timer Block	Scrnd		8 DIP
555	156-0402-03	A	H-	Functional Timer Block	Scrnd		8 DIP
7555	156-1408-00	A	H+	General Purpose Timer		4F	8 DIP
7555	156-1408-01	A	L-	General Purpose Timer	Scrnd		8 DIP

MISCELLANEOUS

CCD321A	156-1593-00	A	O+	Analog Shift Register 455/910-Bit			16 DIP
CCS321A	156-1593-01	A	O+	Analog Shift Register 455/910-Bit	Chkd		16 DIP
uPC616A	156-1396-00	A		Temperature Sensor Controller			4 Lead 16 DIP

COST CODE

(CC COLUMN)

CODE	% VALUE with -	% VALUE no suffix	% VALUE with +
A	.2¢	.5¢	.75¢
B	1.25¢	1.5¢	2¢
C	2.5¢	3¢	3.75¢
D	4.25¢	5¢	6¢
E	7¢	8¢	10¢
F	13¢	15¢	18¢
G	22¢	25¢	35¢
H	40¢	50¢	60¢
I	65¢	75¢	\$1
J	\$1.25	\$1.50	\$2
K	\$2.50	\$3	\$3.75
L	\$4.25	\$5	\$6
M	\$7	\$8	\$10
N	\$13	\$15	\$18
O	\$22	\$25	\$35+

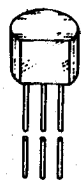
NOTE: Costs may vary from order to order due to order quantities, vendor, etc.

++ CATALOG RELIABILITY CODES

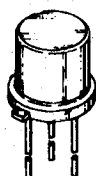
USAGE/YR	CODE	FAILURE FREQ	CODE	%/YR (median)
≥10	1	1/100 000	A	.001
≥100	2	1/50 000	B	.002
≥1 000	3	1/20 000	C	.005
≥10 000	4	1/10 000	D	.01
≥100 000	5	1/5 000	E	.02
≥1 000 000	6	1/2 000	F	.05
≥10 000 000	7	1/1 000	G	.1
		1/500	H	.2
		1/200	I	.5
		1/100	J	1.0+

For further explanation of this code, see page 4-72.

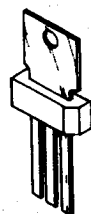
VOLTAGE REGULATOR SELECTION GUIDE



TO-92



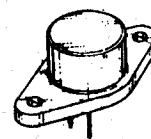
TO-18



TO-202



TO-220

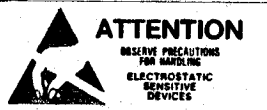


TO-3

Max Current	100 mA	100 mA	500 mA	1.5 A	3.0 A
Max Power on a Heatsink	--	--	7.5 W	15 W	30 W
Max Power in Air $T_A = 70^\circ\text{C}$	150 mW for $T_J = 100^\circ\text{C}$	370 mW for $T_J = 125^\circ\text{C}$	380 mW for $T_J = 100^\circ\text{C}$	460 W for $T_J = 100^\circ\text{C}$	--
$R_{\theta JA}$	200°C/W	150°C/W	79°C/W	65°C/W	--
$R_{\theta JC}$	--	38°C/W	10°C/W	5°C/W	3°C/W

POLARITY * VOLTAGE	+		-		+		-		+		-	
	+	-	+	-	+	-	+	-	+	-	+	-
5V	156-0991-00 156-0991-01	156-1150-00 156-1150-01			156-1263-00		156-0277-00 156-0277-01	156-0846-00	156-0684-00			
5.2V								156-0655-00 156-0655-01			156-1348-00	
8V			156-1244-00									
12V			156-1160-00	156-1207-00		156-1264-00	156-0285-00 156-0285-01 156-0285-02	156-0872-00 156-0872-01				
15V	156-1261-00	156-1260-00			156-1262-00		156-0988-00 156-0312-00	156-0527-00 156-0930-00				
18V							156-0264-00					
20V												
24V							156-0926-00					

* TOLERANCE SPECIFICATIONS ARE $\pm 5\%$, EXCEPT WHEN OTHERWISE NOTED ON THE SPEC.



INTEGRATED CIRCUITS, LINEAR

THIS APPLIES TO ALL DEVICES ON THIS PAGE

VENDOR NUMBER	PART NUMBER	**	ND	CC	DESCRIPTION	OTHER	++	RC	CASE STYLE
ANALOG VIDEO CIRCUITS									
733C	156-0162-00	A	G		Video Amplifier			4G	14 DIP
733C	156-0162-02	N	J+		Video Amplifier	Scrnd			14 DIP
TDA1170	156-1693-00	A	K-		T.V. Vert. Defl. System				12 DIP
TDA1170	156-1693-01	A			T.V. Vert. Defl. System				12 DIP
MC1350P	156-1709-00	A	I-		IF Amplifier				8 DIP
MC1355P	156-0902-00	A	I		FM-IF Amplifier				14 DIP
1357	156-0906-00	A	I		IF Ampl & Quadrature Detct				14 DIP
MC1391P	156-1147-00	A	H		T.V. Horizontal Processor			4G	8 DIP
MC1550G	156-0069-00	A	I-		RF-IF Amplifier				TO-100
LM1848	156-1401-00	A	J-		T.V. Chroma Demodulator				14 DIP
3028A	156-0033-00	A	I-		RF-IF Amplifier				TO-99
MULTIPLIERS-MODULATORS/DEMODULATORS									
MC1495L	156-0407-00	A	J-		4-Quadrant Multiplier, 4% error			4F	14 DIP
MC1495L	156-0407-01	N	J-		4-Quadrant Multiplier, 4% error	Chkd			14 DIP
MC1495L	156-0407-02	N	J-		4-Quadrant Multiplier, 4% error	Scrnd		4C	14 DIP
MC1496	156-0130-00	A	H-		Balanced Modulator/Demodulr			4E	TO-100
MC1496	156-0130-02	N	I-		Balanced Modulator/Demodulr	Scrnd			TO-100
TL442CN	156-0517-00	A	H+		Mixer Doubly Balanced				14 DIP
TL442CN	156-0517-01	N	I		Mixer Doubly Balanced	Scrnd			14 DIP
VOLTAGE REGULATORS									
POSITIVE									
309	156-0176-00	N	I		5V \pm 5%, 1 A			4F	TO-3
323	156-0684-00	A	K+		5V \pm 5%, 3 A, 15 W			3H	TO-3
7805	156-0277-00	A	H		5V \pm 5%, 1 A, 15 W			4G	TO-220
7805	156-0277-01	A	H+		5V \pm 5%, 1 A, 15 W	Scrnd			TO-220
78L05	156-0991-00	A	G-		5V \pm 5%, 140 mA, 625 mW			4C	TO-92
78L05	156-0991-01	N	H		5V \pm 5%, 140 mA, 625 mW			4C	TO-92
78M05	156-1263-00	N	H-		5V \pm 5%, 500 mA, 1.5 W			4C	TO-202
78L08	156-1244-00	A	H-		8V \pm 5%, 100 mA, 850 mW				TO-39
7812	156-0285-00	A	H		12 V \pm 5%, 1 A, 15 W	Scrnd		4F	TO-220
7812	156-0285-01	A	I-		12 V \pm 5%, 1 A, 15 W			4F	TO-220
7812	156-0285-02	A	H		12 V \pm 5%, 1 A, 15 W	Chkd			TO-220
78L12	156-1160-00	A	H-		12 V \pm 5%, 100 mA, 850 mW			4E	TO-39
78L12	156-1160-01	N	I+		12 V \pm 5%, 100 mA, 850 mW	Scrnd			TO-39
7815	156-0312-00	A	H		15 V \pm 5%, 1 A, 15 W			4H	TO-220
78L15	156-1261-00	A	G		15 V \pm 5%, 100 mA, 625 mW			3F	TO-92
78L15	156-1261-02	N			15 V \pm 5%, 100 mA, 625 mW	Scrnd			TO-92
78M15	156-1262-00	N	H-		15 V \pm 5%, 500 mA, 1.5 W			3G	TO-202
7818	156-0264-00	A	H		18 V \pm 5%, 1 A, 15 W				TO-220
7824	156-0926-00	A	H		24 V \pm 5%, 2.1 A, 15 W				TO-220
NEGATIVE									
7905	156-0846-00	A	H+		-5V \pm 5%, .5 A, 15 W			3E	TO-220
79L05	156-1150-00	A	G+		-5V \pm 5%, 100 mA, 625 mW			4E	TO-92
79L05	156-1150-01	A	H-		-5V \pm 5%, 100 mA, 625 mW	Scrnd			TO-92
7905.2	156-0655-00	A	H-		-5.2V \pm 5%, .5 A, 15 W				TO-220
7905.2	156-0655-01	A	H-		-5.2V \pm 5%, .5 A, 15 W	Scrnd			TO-220
LM345	156-1348-00	A	L		-5.2V \pm 5%, 3 A, 15 W				TO-3
7912	156-0872-00	A	H		-12V \pm 5%, .5 A, 15 W			4E	TO-220
7912	156-0872-01	A	I		-12V \pm 5%, .5 A, 15 W	Scrnd		4C	TO-220
7912	156-0872-02	A	H+		-12V \pm 5%, .5A, 15 W				TO-220
79M12	156-1604-00	N	J		-12V \pm 5%, 350 mA	Scrnd			TO-5
79L12	156-1207-00	A	H		-12V \pm 5%, 100 mA, 850 mW				TO-39
79L12	156-1207-01	N	H+		-12V \pm 5%, 100 mA, 850 mW	Scrnd			TO-39
79M12	156-1264-00	N	H		-12V \pm 5%, 500 mA, 1.5 W			3G	TO-202
7915	156-0527-00	A	H		-15V \pm 5%, 1.5 A, 15 W			4I	TO-220
7915	156-0527-01	N	H		-15V \pm 5%, 1.5 A, 15 W	Scrnd			TO-220
7915	156-0930-00	N	J+		Selected -15.3 to -14.8V				TO-220
79L15	156-1260-00	A	H-		-15V \pm 5%, 100 mA, 625 mW			4H	TO-92
ADJUSTABLE									
723C	156-0053-00	A	H		2 to 40V, 800 mW			4D	TO-100
723C	156-0053-01	A	I		2 to 40V, 800 mW	Scrnd			TO-100
723C	156-0071-00	A	H-		2 to 37V, 600 mW			4G	14 DIP
723C	156-0071-01	A	H-		2 to 37V, 600 mW	Chkd			14 DIP
723C	156-0071-02	A	H		2 to 37V, 600 mW	Scrnd		4E	14 DIP
723HM	156-0699-00	N	I-		2 to 37V, 412 mW				TO-100
723HM	156-0699-01	N	J-		2 to 37V, 412 mW	Scrnd		4E	TO-100
LM317	156-1161-00	A	I		1.2 to 37V, 1.5 A, 15 W			4E	TO-220
LM317LZ	156-1529-00	A	G+		3 to 40V, 100 mA, 625 mW				TO-99
LM337T	156-1451-00	A	I+		-1.2 to -37V, 1.5 A, 15 W			4E	TO-220

VENDOR NUMBER	PART NUMBER	**	ND	CC	DESCRIPTION	OTHER	++	RC	CASE STYLE
ADJUSTABLE									
1469R	156-0052-00	N	J+		2.5 to 37V, .5 A, 10.8 W			2J	TO-66
SG3501	156-0208-00	N	L+		\pm 15V or \pm 8 to 23V, 100 mA			3G	14 DIP
SG3501	156-0208-01	N	L+		\pm 15V or \pm 8 to 23V, 100 mA	Scrnd		3E	14 DIP
4194DC	156-0496-00	A	K-		0 to \pm 32V, 150 mA, 900 mW			3F	14 DIP
4194DC	156-0496-01	A	K-		0 to \pm 32V, 150 mA, 900 mW	Scrnd			14 DIP
TL431C	156-1631-00	A	H-		Shunt Regulator, 2.5 - 36V				TO-92
SWITCHING REGULATOR CONTROL									
TL594CN	156-1627-00	A	J+		Pulse width Mod Contr Ckt			4C	16 DIP
SG3524	156-0933-00	A	K+		Pulse width Modulation w/ Push-Pull Outputs			3G	16 DIP
SG3524	156-0933-01	A	L-		Pulse width Modulation w/ Push-Pull Outputs, Burn-in	Scrnd			16 DIP
SG3526	156-1585-00	A	N-		Pulse width Mod Contr Ckt w/Push-Pull totem-pole Outputs; Screened, Selected & Burned-in	Scrnd			18 DIP
SG3526	156-1585-01	A	N-		Pulse width Mod Contr Ckt w/Push-Pull totem-pole Outputs; Screened, Selected & Burned-in w/Heat Sink	Scrnd			18 DIP
78S40	156-1283-00	A	J		Gated Oscillator w/Single-ended Output and Uncommitted High-Current Op Amp			3E	16 DIP
NE5561N	156-1799-00	A			SW Mode Pwr Supp Contr Ckt				
OVERVOLTAGE PROTECTOR CIRCUITS									
MC3423U	156-1266-00	A	I+		Adjustable Trip Point; SCR Crowbar Drive; 2.5V Band-gap Ref; Burned-in	Scrnd		4D	8 DIP

VOLTAGE REFERENCE												
REF V	TOL ± %	TC PPM /°C	TEMP RANGE °C	VENDOR NUMBER	PART NUMBER	** ND	CC	++ RC	CASE STYLE	NOTES		
1.225	2.	50	0-70	CL8069CCQ	156-1490-00	A	J-		TO-52	Two-Terminal		
1.225	2.	100	0-70	CL8069DC	156-1586-00	A	I					
2.5	1.	25	0-70	MC1403AU	156-1439-00	A		3H	8 DIP	Purchased Pre-Conditioned		
2.5	1.	40	0-70	MC1403UDS	156-1173-00	A	I+	4D	8 DIP	Purchased Pre-Conditioned		
2.5	2.	25	0-70	AD580LH	156-0937-00	A	L+	3I	TO-52			
5.0	1.	25	0-70	MC1404AUSDS	156-1437-00	A	J+		8 DIP	Purchased Pre-Conditioned		
5.0	2.7	65	0-70	REF-02CJ	156-1543-00	A	L		TO-99	Metal Pkg		
6.25	1.	25	0-70	MC1404AU6	156-1436-00	A			8 DIP	Purchased Pre-Conditioned		
6.25	.2	25	0-70	MC1400UG	156-1812-00	A	K+		8 DIP			
6.95	5.	2	0-70	LM399	156-0783-00	A	K-	3F	TO-52	Internal Heater		
6.95	5.	2	0-70	LM399	156-0783-01	A	L		TO-52	Internal Heater, Screened		
10.	.3	8.5	0-70	REF-01	156-1503-00	A	M+		TO-99			
10.	.3	30	0-70	AD40227	156-1249-00	A	K+	3F	TO-5	Purchased Pre-Conditioned		
10.	.05	5	0-70	AD581LH	156-1322-00	A	M+	2H	TO-5	Purchased Pre-Conditioned		

** NEW DESIGN RECOMMENDATION FROM COMPONENT ENGINEERING

A = Acceptable

N = Note Recommended

++ FOR RELIABILITY CODES, SEE PAGE 3-5.



**STATIC
SENSITIVE**

INTEGRATED CIRCUITS, LINEAR (CONT)

ARRAYS (DIODE & TRANSISTOR)

THIS APPLIES TO ALL DEVICES ON THIS PAGE.

VENDOR NUMBER	PART NUMBER	** ND	CC	++ RC	DESCRIPTION	CASE STYLE
MCI413PDS	156-1245-00	A	I-	4F	H/V. high current driver array, 7-darlington, Scrnd	16 DIP
MCI416P	156-1810-00	A			Peripheral Driver Array	16 DIP
FSA2619P	156-1540-00	A	J+		8-diode array	16 DIP
FSA2720M	156-1545-00	A	K-		7-diode array	14 DIP
MPQ2907	156-1163-00	A	J-	3H	4-transistor, high current, PNP	14 DIP
CA3039	156-0106-00	N	I-	4F	6-diode array	MOD TO-101
CA3039	156-0106-01	N	I		100% tested	
CA3045	156-0065-00	N	I-	4F	5-transistor array, selected for V_{ce} (sat) $\leq 0.4V$, NPD	14 DIP
CA3045	156-0065-01	N	I	4E	Screened	16 DIP
CA3046	156-0068-00	N	H-		5-transistor array, NPN	14 DIP
CA3046	156-0048-00	A	H-	5D	5-transistor array, NPN	14 DIP
CA3046	156-0048-01	A	H-		Inspected	14 DIP
CA3046	156-0048-02	N	H		Checked	14 DIP
CA3046	156-0048-03	N	H+	4F	Selected	14 DIP
CA3054	156-1349-00	A	H	4D	Dual Differential Amp, NPN	14 DIP
CA3060E	156-0901-00	A	J		Operational transconductance amplifier array	16 DIP
CA3081	156-0355-00	A	H+		7-transistor, common emitter, NPN	16 DIP
CA3082	156-1190-00	A	H-		7-transistor, common collector, NPN	16 DIP
CA3083	156-0259-00	A	H		5-transistor, all independent, NPN	16 DIP
CA3083	156-0259-01	N	I-		Selected, NPN	16 DIP
CA3083	156-0259-02	N	H+	3F	Selected, NPN	16 DIP
CA3086 (similar)	156-0197-00	A	I	4E	5-transistor array, NPN	14 DIP
CA3086	156-0197-01	N	I		Checked	14 DIP
CA3086	156-0197-03	N	I+	4H	Checked	
CA3096AE	156-1381-00	A	H		5-transistor array (3 NPN, 2 PNP)	16 DIP
CA3102	156-0534-00	A	J-	5D	Dual differential amplifier, NPN (6)	14 DIP
CA3102	156-0534-01	N	J-		Screened	14 DIP
CA3127E	156-1294-00	A	I+	5B	High frequency, 5-transistor array, NPN	16 DIP
CA3141E	156-1450-00	N	G+	3F	10-diode array	16 DIP
CA3183 (similar)	156-1527-00	A	I-		5-transistor array, NPN	16 DIP
MH03467	156-1569-00	A	I		4-transistor, PNP	14 DIP
CA3725G	156-0281-00	A	I	4E	4-transistor, high current NPN	14 DIP
SD5000B	Δ156-1303-00	A	K		DMOS FET Quad Analog Switch, N-Channel	16 DIP
SD5002CM	156-1553-00	A	K		DMOS FET Quad Analog Switch, N-Channel	Die Form

OPERATIONAL AMPLIFIER DEFINITIONS

<u>V_{OS}</u>	INPUT OFFSET VOLTAGE - That voltage which must be applied between the input terminals through two equal resistances to force the output voltage to zero.	<u>V_o</u>	OUTPUT VOLTAGE SWING - The peak output voltage swing, referred to zero, that can be obtained with the amplifier operating within its gain specification.		UNITY GAIN BANDWIDTH - The frequency at which the voltage gain of the amplifier is unity.
<u>V_{OS} drift</u>	OFFSET VOLTAGE TEMPERATURE DRIFT - The average drift rate of offset voltage for a thermal variation from room temperature to the indicated temperature extreme.	<u>R_{in}</u>	INPUT RESISTANCE - The ratio of the change in input voltage to the change in input current on either input with the other grounded.	<u>P_{BW}</u>	GAIN BANDWIDTH PRODUCT - The product of the gain and the bandwidth at a given gain.
<u>I_B</u>	INPUT BIAS CURRENT - The average of the currents flowing into the input terminals when the output is at zero voltage.	<u>V_{CM}</u>	INPUT COMMON MODE VOLTAGE RANGE - The range of common mode voltages on the input terminals for which the amplifier operates within its input offset and bias specifications.	<u>SR</u>	POWER BANDWIDTH - The maximum frequency at which the full output voltage swing is maintained.
<u>I_{OS}</u>	INPUT OFFSET CURRENT - The difference in the currents into the two input terminals when the output is at zero voltage. $I_{OS} = I_1 - I_2, V_o = 0$	<u>$CMRR$</u>	COMMON MODE REJECTION RATE - The ratio of a specified range of input common mode voltage to the peak-to-peak change in input offset voltage over this range.		SLEW RATE (rate limiting) - The rate at which the output will move between full scale stops, measured in terms of volts per unit time. This limit to an ideal step function response is due to the non-linear behavior in an amplifier due to its limited ability to produce large, rapid changes in output voltage (slewing)...restricting it to rates of changes of voltage different than might be predicted by observing the small-signal frequency response.
<u>I_S</u>	SUPPLY CURRENT - The current required from the power supply to operate the amplifier with no load and the output at zero.	<u>$PSRR$</u>	The ratio of supply voltage range to the change in input offset voltage over the range, with the supplies varied separately or together.		SETTLING TIME - Time required for output waveform to remain within some percentage of final value.
		<u>A_{OL}</u>	VOLTAGE GAIN - The ratio of the change in output voltage to the change in input voltage producing it.		PHASE MARGIN - $(180^\circ - \phi_1 - \phi_2)$ where ϕ_1 is the phase shift at the frequency where the absolute magnitude of gain is unity. ϕ_2 is the phase shift at a frequency much lower than the open loop bandwidth.
		<u>t_r</u>	TRANSIENT RESPONSE - The closed loop step function response of the amplifier under small signal conditions.		



INTEGRATED CIRCUITS, LINEAR (CONT)

OP AMP

THIS APPLIES TO ALL DEVICES ON THIS PAGE.

VENDOR NUMBER	PART NUMBER	** ND	CC	++ RC	V _{OS} MAX mV	V _{OS} DRIFT MAX μ V/°C	I _B MAX nA	I _{OS} MAX nA	I _{OS} DRIFT nA/°C	OL GAIN MIN dB	CMRR MIN dB	BW TYP MHz	SLEW RATE TYP V/ μ S	SUPPLY VOLT. MAX \pm V	INTL COMP	REMARKS	CASE STYLE
GENERAL PURPOSE																	
741	156-0067-00 -01 -02 -03 -05 -06 -08 -10 -11 -12 -13	A N N N N N N N N A A	F+ G- G H- H+ G K G+ G+ G+ H-	5F 5C 4G 4F 4H 4E 4D 4D 5F 4D	6.		500	200		86	70	1.	0.5	18	Yes	Tek selected - 100% tested of -00 Tighter I _{OS} , I _B National only Tek selected for V _{OS} Selected for \pm 20V supply voltage Selected for offset voltage drift 6 μ V/°C Tek selected; burn-in and tested at Tek RCA only Ceramic package Ceramic package with burn-in	8 DIP
301A	156-0077-00 -01	A A	H I-		7.5	30	300	50	.3	88	70	1.+	0.5	18	No	Tek selected - 100T tested of -00	T0-99
301AN	156-0105-00 -02 -04	A A A	F+ H H	5F 4E	7.5	30	300	50	.3	88	70	1.+	0.5	18	No	Ceramic package with burn-in National only	8 DIP
324N	156-0495-00 -01 -02	A A A	G+ H- H	4F 4E 4E	7.		250	50		88	65	1.	.25	16	Yes	Quad, single supply Tek selected for I _B Ceramic package with burn-in	14 DIP
358N	156-0853-00 -02	A A	G H-	4E 4E	7.		250	50		88	70	1.	.25	16	Yes	Dual, single supply Ceramic package	8 DIP
1458	156-0158-00 -01 -02 -03 -04 -05 -07	A N N N A N A	G G+ H H- H- H- H-	5G 4D 4F 5D 5D 4E 4B	6.		500	200		86	70	1.	0.5	18	Yes	Dual 741C Tek selected - 100% tested of -00 Tek selected for I _B Tek selected - 100% tested of -04 Ceramic package RCA only Burn-in	8 DIP
3900	156-1016-00	A	G+	2F	NA		200	\pm 10% of I _B	.3% of I _B	62	NA	2.5	0.5	16	Yes	Quad, current differential	14 DIP
1558	156-1607-00	A	H		5.		500	200			70		0.5	22	Yes	Dual 741 with high V _{SS}	8 DIP
VOLTAGE FOLLOWER																	
302	156-0060-00 -01	A A	I I+		15.	20	30	NA		0	NA	2.5	10.	18	Yes	High slew rate Tek selected - 100% tested	T0-99
H0033CG	156-0475-00	A	N-		20.	25	.15	NA		0	NA	100	1400	20	NA	FET input buffer amp	T0-8
HIGH SPEED																	
318	156-0742-00 -01 -02 -03	A A A	H+ I- H	4E 5D	10.		500	200		86	70	15	50.	20	Yes	High slew rate Tek selected - 100% test of -00 Burn-in T.I. only	8 DIP
IA2625	156-0317-00 -02 -03	A N A	K L- K+	4G 4D	5.		25	25		98	74	100	35.	22.5	No	Wide band width Tighter offset voltage drift Tek selected - 100% burn-in	T0-99
IA2655	156-0977-00	N	K-		5.		200	60		86	74	8	5.	20	Yes	Dual; screeped	T0-99
A3030A	156-0108-00	N	I+		2.		6K	1.6 μ		66	80	60	7.	20	Yes		14 DIP
A3030	156-0136-00	N	I		5.		24K	5 μ		70	80	60	7.	12	No	High input current	14 DIP
IE5532	156-1272-00	A	J+	4E	4.		800	150		88	70	10	9.	22	Yes	Dual, low noise, high drive; ceramic package	8 DIP
IE5533	156-1446-00 -01 -02	A A A	J J+ J+	3H	4.		1500	300		88	70	13	22.			Dual, low noise, high drive Guaranteed noise specifications Ceramic package with burn-in	14 DIP
IE5534	156-1338-00 -01 -02	A A A	I J I	4G 3G	4.		1500	300		88	100	10	13.	22		Low noise, high drive Guaranteed noise specifications Burn-in	8 DIP

** NEW DESIGN RECOMMENDATION FROM COMPONENT ENGINEERING:

A = Acceptable

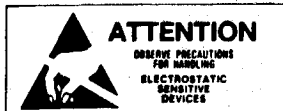
N = Not Recommended

++ FOR RELIABILITY CODE, SEE PAGE 3-5.

INTEGRATED CIRCUITS, LINEAR (CONT)

OP AMP

VENDOR NUMBER	PART NUMBER	** ND	CC	++ RC	V _{OS} MAX mV	V _{OS} DRIFT MAX μ V/ $^{\circ}$ C	I _B MAX nA	I _{OS} MAX nA	I _{OS} DRIFT nA/ $^{\circ}$ C	OL GAIN MIN dB	CMRR MIN dB	BW TYP MHz	SLEW RATE TYP V/ μ S	SUPPLY VOLT MAX \pm V	INTL COMP	REMARKS	CASE STYLE
PRECISION																	
OP-07	156-1582-00	A			.15		7.	6			100	.6	.17	22			8 DIP
OP-10	156-1532-00	A			1-6		7.	6			100	.6	.17	22		Dual; ceramic package with burn-in	14 DIP
LM11CLH	156-1644-00	A	J+		.5	3	.2	.025		90	96			40			
OP-11	156-1537-00	A	L-		.5	10	300.	20	.10typ		100	2.	1.	22			14 DIP
OP-20	156-1588-00 -01	A A	J+		.6	1.5	25.	2.5			96			14.1		Plated	
308	156-0223-00 -01	A A	H+ I	4G	7.5	30	7.	1	0.01	88	80	1.+	0.3	18	No	Tek selected - 100% tested of -00	T0-99
308N	156-0512-00 -01 -02 -03	A A A A	G+ H- H H	4F 4F	7.5	30	7.	1	0.01	88	80	1.+	0.3	18	No	Low cost Tek selected - 100% tested of -00 Ceramic package with burn-in Ceramic package	8 DIP
308AN	156-0854-00 -01	A A	I+ I+	4D	0.5	5	7.	1	0.01	96	96	1.+	0.3	18	No	Burn-in	8 DIP
LM321H	156-0420-00	A	J+	3G	1.5	1	18.	2	.003typ	22	114	2.		20	No	Preamplifier	T0-99
LM321AH	156-0918-00	A	L+		0.4	0.2	15.	0.5	.003typ	22	126	2.		20	No	Preamplifier	T0-5
AD521K	156-1564-00	A			5.		40.	10			74		10	15			14 DIP
725	156-0685-00 -03	A A	J- J-		2.5	.6typ	125.	35	0.01typ	108		1.		22	No	Low drift; high gain, CMRR Burn-in	8 DIP
MC1456	156-0200-00 -01 -02	A A A	H H H+	4G	10		30.	10		97	70	1.	2.5	18	Yes	Ceramic package	8 DIP
FET INPUT																	
TL062CP	156-1291-00	A	I		15	10typ	.4	0.2	s	69	70	.5-1	3.5	18	Yes	Dual, 0.5mA max supply	8 DIP
TL072CP	156-1191-00 -01	A A	J- J-	5E 4F	10	10typ	.2	0.05	s	88	76	3.	13.	18	Yes	Dual Bi-FET Burn-in	8 DIP
TL074CN	156-1200-00 -01	A A	J- I+	4G 4F	10	10typ	.2	0.05	s	88	76	3.	13.	18	Yes	Quad Bi-FET Burn-in	14 DIP
LF351N	156-1149-00 -01	A A	G H-	4D 4B	10	10typ	.2	0.10	s	88	70	5.	15.	18	Yes	Low cost, JFET input Burn-in	8 DIP
LF356H	156-0770-00 -02	A N	I I	4F 4E	10	5typ	.2	0.05	s	88	80	5.	12.	18	Yes	JFET input Burn-in	T0-99
LF356N	156-1156-00 -01	A A	H I-	4E 4E	10	5typ	.2	0.05	s	88	80	5.	12.	18	Yes	JFET input	8 DIP
LF412A	156-1688-00	A	K		1	10typ	.2	.1			70	4.	15.	18	Yes	Dual, low offset	
LF412CN	156-1699-00	A	K		3	20typ	.2	.1			70	4.	15.	18	Yes	Dual, low offset	
AD542J	156-1492-00 -01	A A	J+ J+		2	20typ	.05	.005		94	76	1.	3.	18	Yes	Monolithic FET input Burn-in	T0-99
AD542L	156-1741-00	A			.5	5typ	.025	.002			80	1.	3.	15			T0-99
AD545KH	156-1838-00				1	15typ	.01				70					Extremely low I _B	T0-99
CA3130	156-0686-00 -01 -02	A N A	H+ I+	4F	15	10typ	.05	0.03		94	70	15.	30.	8	No	MOS-FET input, CMOS output Tek-selected - 100% test of -00 Burn-in	T0-99
CA3140E CA3140AE	156-1134-00 -01	A A	H H+	4G 5	15	8typ	.05	0.03		86	70	4.5	9.	18	Yes	MOS-FET input, Burn-in Plastic package, Not Burn-in	8 DIP
CA3140S	156-0921-00 -01 -02	A A A	I I I-	4E	15	8typ	.05	0.03		86	70	4.5	9.	18	Yes	MOS-FET input Burn-in Burn-in with straight leads	T0-99
CA3160	156-1114-00 -01	A A	H- I-	3F	15	8typ	.05	0.03		94	70	4.	10.	8	Yes	MOS-FET input, CMOS output Burn-in	8 DIP

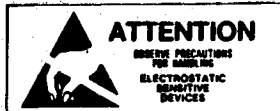


THIS APPLIES TO ALL DEVICES ON THIS PAGE.

INTEGRATED CIRCUITS, LINEAR (CONT)

OP AMP

VENDOR NUMBER	PART NUMBER	** ND	CC	++ RC	V _{OS} MAX mV	V _{OS} DRIFT MAX μ V/ $^{\circ}$ C	I _B MAX nA	I _{OS} MAX nA	I _{OS} DRIFT nA/ $^{\circ}$ C	OL GAIN MIN dB	CMRR MIN dB	BW TYP MHz	SLEW RATE TYP V/ μ S	SUPPLY VOLT MAX \pm V	INTL COMP	REMARKS	CASE STYLE
MISCELLANEOUS																	
LM10CN	156-1719-00	A			4.	5	30	2	.005		90			45	Yes	Op Amp and Voltage Reference	8 DIP
AD171J	156-0532-00	N	0+						s	100	100	3.	10	140	Yes	High voltage: 140V	Brick
STK457	156-1653-00	A	L-		26.					93typ				26	No	Dual power amplifier hybrid	Brick
μ A727	156-0260-00	N	M+		2.	.6	12	2.5	.002	40	70	1.+		18	No	Differential output, int. temp controlled	T0-99
MC1436CG	156-0400-00	A	J-	3H	12.		90	25.		94	50	1.	2	30	Yes	High voltage: 60V	T0-99
2030H	156-1760-00	A			20.		2000	200		90typ		2.	6	18	No	Monolithic power amplifier	T0-220
CA3060H	156-0901-00	A	J		5.		5000	1000		30	70	.1	8	18	Yes	Transconductance	16 DIP
CA3080	156-0356-00-01	A	H- H+	4G	5.		5K	600			80	2.	50	18	Yes	Var9m, low leakage, high Z ₀ Burn-in	T0-99
CA3080A	156-0936-00	A	I+	4E	5.		5000	600		7.7 mmho	80	2.	50	18	Yes		T0-5
CA3080AE	156-1551-00	N	J+	5E	2.	3	5K	600		7.7 mmho	80	2.	50	18	Yes	Transconductance	8 DIP
CA3080E	156-0912-00-01	A A	H+		5.		5000	600		6.7 mmho	80	2.	50	18	Yes	Transconductance Burn-in	8 DIP



THIS APPLIES TO ALL DEVICES ON THIS PAGE.

++ CATALOG RELIABILITY CODES

USAGE/YR	CODE	FAILURE FREQ	CODE	%/YR (median)
≥ 10	1	1/100 000	A	= .001
≥ 100	2	1/50 000	B	= .002
$\geq 1 000$	3	1/20 000	C	= .005
$\geq 10 000$	4	1/10 000	D	= .01
$\geq 100 000$	5	1/5 000	E	= .02
$\geq 1 000 000$	6	1/2 000	F	= .05
$\geq 10 000 000$	7	1/1 000	G	= .1
		1/500	H	= .2
		1/200	I	= .5
		1/100	J	= 1.0+

For further explanation of this code, see page 4-72.

** NEW DESIGN RECOMMENDATION FROM COMPONENT ENGINEERING:

- A = Acceptable
- N = Not Recommended

COST CODE (CC COLUMN)

CODE	% VALUE with -	% VALUE no suffix	% VALUE with +
A	.2¢	.5¢	.75¢
B	1.25¢	1.5¢	2¢
C	2.5¢	3¢	3.75¢
D	4.25¢	5¢	6¢
E	7¢	8¢	10¢
F	13¢	15¢	18¢
G	22¢	25¢	35¢
H	40¢	50¢	60¢
I	65¢	75¢	\$1
J	\$1.25	\$1.50	\$2
K	\$2.50	\$3	\$3.75
L	\$4.25	\$5	\$6
M	\$7	\$8	\$10
N	\$13	\$15	\$18
O	\$22	\$25	\$35+

NOTE: Costs may vary from order to order due to order quantities, vendor, etc.

INTEGRATED CIRCUITS, TEK MADE

PART NUMBER	**ND	CIRCUIT DESCRIPTION	††RC	CASE STYLE
GENERAL CIRCUITS				
155-0022-00	P	Channel Switch	5F	16 DIP
155-0022-01	A	Channel Switch	3I	16 DIP
155-0047-00	A	Dual Output Amplifier	3I	16 DIP
155-0067-02	P	Power Supply Regulator	4H	16 DIP
155-0031-01	X	Quad Timing Unit		
155-0091-00	A	Channel Switch	4F	16 LEAD TO-8
155-0106-00	X	Normalizing Circuit		24 DIP
155-0157-00	X	Digital Storage Vertical Control	3F	40 DIP
155-0158-00	X	Digital Storage Horizontal Control		40 DIP
155-0111-01	X	LED Array		
155-0112-01	X	Phototransistor Array		
155-0199-00	X	7L5 Vertical Control	2I	40 DIP
155-0205-00	X	Channel Switch		16 DIP
155-0244-00	P	System Logic Interface		
155-0253-00	P	H1 Speed Schmitt Trigger		
OPERATIONAL AMPLIFIERS				
155-0035-00	P	Quad Op Amp	4G	16 DIP
155-0057-00	P	2 Op Amps, 2 Current Sources		PLASTIC
155-0083-00	A	Dual Op Amp and Channel Switch	3H	17 MINIPAC
155-0116-00	P	Quad Op Amp	3G	17 DIP CER
MAIN FRAME LOGIC				
155-0009-00	A	Horizontal Lockout Logic	4H	16 DIP
155-0010-00	A	Chop Divider & Blanking (Type 3)		10 LEAD TO-5
155-0011-00	A	Clock and Chop Blanking	4E	16 DIP
155-0012-00	P	Z Axis Logic	4F	16 DIP
155-0013-00	A	Horizontal Chop & Alt Bin (Type 2)	4C	10 LEAD TO-5
KNOB READOUT SYSTEM				
155-0014-01	A	Analog to Decimal Converter	4G	16 DIP
155-0015-01	A	Data Switch	4F	16 DIP
155-0017-00	C	Decade Counter	4F	16 DIP
155-0018-00	C	Zero Logic	4F	16 DIP
155-0019-00	A	Decimal Point & Spacing	4F	16 DIP
155-0020-00	A	Output Assembler	4G	16 DIP
155-0021-01	A	Timing Generator	4H	16 DIP
155-0023-00	A	Character Generator	4F	16 DIP
155-0024-00	A	Character Generator	4F	16 DIP
155-0025-00	A	Character Generator	4F	16 DIP
155-0026-00	A	Character Generator		16 DIP
155-0027-00	A	Character Generator	4E	16 DIP
155-0086-00	X	Legend Generator		20 DIP
155-0087-00	X	Legend Generator		20 DIP
155-0088-00	X	Legend Generator	3G	20 DIP
155-0104-00	X	Legend Generator		20 DIP
155-0105-00	X	Legend Generator		20 DIP
155-0110-00	A	Legend Generator		20 DIP
155-0135-00	X	Legend Generator		20 DIP
155-0171-00	A	4 Decade Counter and Memory		16 MINIPAC
155-0198-00	X	Knob Readout Counter		40 DIP
READOUT SYSTEM				
155-0004-01	X	Beta Computer	3I	16 DIP
155-0005-00	X	Beta Computer	3I	16 DIP
155-0006-01	X	Beta Computer	3I	16 DIP
155-0007-01	X	Readout I	3G	16 DIP
155-0008-01	X	Readout II	3I	16 DIP
155-0114-00	A	Seven Segment Character Generator		16 DIP
155-0119-00	X	Five Digit BCD Counter	3I	40 DIP

PART NUMBER	**ND	CIRCUIT DESCRIPTION	††RC	CASE STYLE
HORIZONTAL SYSTEM				
155-0028-00	C	Miller Integrator & Dly Pickoff	4G	10 LEAD TO-5
155-0028-01	C	Miller Integrator & Dly Pickoff	3H	10 LEAD TO-5
155-0048-01	P	Trigger & Sweep	3H	16 MINIPAC
155-0049-02	P	Sweep Control	5F	20 DIP
155-0055-00	P	Trigger & Sweep	3I	16 DIP
155-0056-00	C	Sweep Control	4H	16 DIP
155-0109-01	P	Trigger Circuit	4G	16 DIP
155-0121-00	X	Trigger Subsystem	2I	16 DIP
155-0122-00	P	Sweep Control	4F	16 DIP
155-0123-00	P	Sweep & Pickoff	4E	16 DIP
155-0124-00	P	Horizontal Preamplifier P-P	4F	16 DIP
155-0126-00	P	Trig Amp, Source Select	4F	20 DIP
155-0241-00	C	Horizontal Amplifier		Power Pkg
155-0151-00	X	Trigger Generator		20 DIP
155-0160-00	C	Trigger Amplifier, Source Select	3G	16 MINIPAC
155-0196-00	P	Trigger Circuit	4G	
155-0216-00	A	Plrt Inv. & Trigger Pickoff Amp	3F	16 DIP
155-0217-00	P	Plrt Inv. & Trigger Pickoff Amp	5G	16 DIP
AD/DA CIRCUITS				
155-0038-01	A	D/A Converter		16 DIP
155-0038-02	P	D/A Converter		16 DIP
155-0185-00	A	4 Decade DVM	3E	
VERTICAL AMPLIFIERS				
155-0187-00	A	ft Double Amplifier	3E	
155-0050-01	A	423 Vertical Amplifier	4E	20 DIP
155-0059-00	A	Gain Trim Amplifier	4E	12 LEAD TO-8
155-0061-00	A	ft Double Amplifier	4E	16 DIP
155-0078-10	P	Diff/Var/Inv Amplifier	5E	16 MINIPAC
155-0207-00	X	Output Amplifier	3H	24 DIP
155-0218-00	P	Output Amplifier	4D	20 DIP
155-0273-00	P	Diff/Var/Inv Amplifier		14 DIP
155-0274-00	P	Diff/Var/Inv Amplifier		14 DIP
TV AND CRT CONTROL CIRCUITS				
155-0051-00	A	Z-Axis & HV Regulator	3H	20 DIP
155-0144-00	P	Sync Stripper	4F	16 DIP
155-0145-00	P	Pulse Output Amplifier	4E	16 DIP
155-0152-00	P	CRT Geometry Correction		16 DIP PLASTIC
155-0154-00	P	Display Multiplexer	4G	20 DIP
155-0188-00	P	TV Sync Generator	3H	40 DIP
155-0247-00	P	Tape Controller	3E	40 DIP
PROBE CIRCUITS				
155-0076-00	C	Input Protection & Probe Logic	4G	16 MINIPAC
155-0215-00	D	Logic Analysis Input	4E	16 DIP

NOTES: 1. FOR COST AND APPLICATION INFORMATION CONTACT APPLICATION ENGINEERING, INTEGRATED CIRCUITS MANUFACTURING, 627-1037.

2. THE RELIABILITY INFORMATION COMES FROM REPORT 449-35 PUBLISHED BY THE RELIABILITY INFORMATION SERVICES GROUP, 643-8006 AND REFLECTS INFORMATION RECEIVED FROM PERIODS 204 TO 303.

** NEW DESIGN CODE FROM APPLICATION ENGINEERING, INTEGRATED CIRCUITS MANUFACTURING:

P = Preferred
A = Acceptable
X = Do Not Use
C = Call Application Engineering before using

INTEGRATED CIRCUITS, TEK MADE (CONT)

MICROCIRCUIT COVER LIDS

PART NUMBER	STANDARD MATERIAL	INSIDE CLEARANCE			SHAPE
		LENGTH	WIDTH	*HEIGHT (MINIMUM)	
200-2183-00	85 White	.200	.185	.045	Rectangular
200-2274-00	85 White	.230 DIA		.050	Circular
200-1748-00	85 White	.250 DIA		.060	Circular
200-1748-01	85 Pink	.250 DIA		.140	Circular
200-2027-00	85 White	.250	.250	.045	Rectangular
200-1608-00	85 White	.300**	.100	.010 (Cannot be changed)	Rectangular
200-2181-00	85 White	.365	.200	.045	Rectangular
200-2114-00	85 Black	.422	.422	.040	Rectangular
200-2182-00	85 White	.422	.422	.040	Rectangular
200-2138-00	85 White	.590	.390	.055	Rectangular
200-1953-00	85 Black	.820	.295	.040	Rectangular

* HEIGHT CAN BE INCREASED.

** LENGTH IS VARIABLE UP TO 12". LID IS OPEN ON BOTH ENDS.

ALL THESE PARTS CAN BE PRODUCED IN:

252-0115-00	85 White
252-0115-01	85 Pink
252-0115-02	85 Green
252-0115-03	85 Black
252-0168-00	96 White

IF YOU CAN'T USE A STANDARD LENGTH OR MATERIAL, NEW PART NUMBERS CAN BE SET UP FOR PRODUCTION QUANTITIES: WORK ORDERS CAN BE USED FOR SHORT TERM USE.

CALL JOHN DI LAZZARO (627-3972), MIKE EHLERT (627-3975), AND BOB ROGERS (627-3971), FOR COST INFORMATION AND FURTHER ASSISTANCE.

COST CODE

(CC COLUMN)

CODE	% VALUE with -	% VALUE no suffix	% VALUE with +
A	.2¢	.5¢	.75¢
B	1.25¢	1.5¢	2¢
C	2.5¢	3¢	3.75¢
D	4.25¢	5¢	6¢
E	7¢	8¢	10¢
F	13¢	15¢	18¢
G	22¢	25¢	35¢
H	40¢	50¢	60¢
I	65¢	75¢	\$1
J	\$1.25	\$1.50	\$2
K	\$2.50	\$3	\$3.75
L	\$4.25	\$5	\$6
M	\$7	\$8	\$10
N	\$13	\$15	\$18
O	\$22	\$25	\$35+

NOTE: Costs may vary from order to order due to order quantities, vendor, etc.

++ CATALOG RELIABILITY CODES

USAGE/YR	CODE	FAILURE FREQ	CODE	%/YR (median)
≥10	1	1/100 000	A	.001
≥100	2	1/50 000	B	.002
≥1 000	3	1/20 000	C	.005
≥10 000	4	1/10 000	D	.01
≥100 000	5	1/5 000	E	.02
≥1 000 000	6	1/2 000	F	.05
≥10 000 000	7	1/1 000	G	.1
		1/500	H	.2
		1/200	I	.5
		1/100	J	1.0+

For further explanation of this code, see page 4-72.

INTEGRATED CIRCUITS (CONT)

SECTION 4

TABLE OF CONTENTS

	PAGE(S)
CROSS REFERENCE INDEXES	
TEK PART NUMBER TO VENDOR NUMBER	4-2 THRU 4-39
VENDOR NUMBER TO TEK PART NUMBER	4-40 THRU 4-57
PROGRAMMED IC'S	4-58 THRU 4-68
TEK-MADE	4-69
CASE STYLE DRAWINGS	
VOLTAGE REGULATORS	4-70 & 4-71
RELIABILITY NOTES	
FAILURE RATES	4-72
LEVELS OF QUALITY & RELIABILITY	4-73
APPLICATION NOTES	
CMOS LOGIC DRAWBACKS	4-74
CMOS DESIGN CHECKLIST	4-74
COMPARISON OF AVAILABLE OP AMPS	4-75 & 4-76
COMPARATIVE SPECS ON DIGITAL IC'S	4-77
ECL DESIGN CHECKLIST	4-78
PACKAGE NUMBER CODES	4-79
NOTES	4-80

COST CODE

(CC COLUMN)

CODE	A	B	C	D	E	F	G	H	I	J	K	L	M	N	O
VALUE with +	.75¢	2¢	3.75¢	6¢	10¢	18¢	35¢	60¢	\$1	\$2	\$3.75	\$6	\$10	\$18	\$35+
VALUE no suffix	.5¢	1.5¢	3¢	5¢	8¢	15¢	25¢	50¢	75¢	\$1.50	\$3	\$5	\$8	\$15	\$25
VALUE with -	.2¢	1.25¢	2.5¢	4.25¢	7¢	13¢	22¢	40¢	65¢	\$1.25	\$2.50	\$4.25	\$7	\$13	\$22

NOTE: Costs may vary from order to order due to order quantities, vendor, etc.

INTEGRATED CIRCUIT PART NUMBER INDEX

TEK PART NUMBER TO VENDOR NUMBER

PART NUMBER	** ND	VENDOR	VENDOR NO.	TYPE	* PAGE NO.	§§ ST	PART NUMBER	** ND	VENDOR	VENDOR NO.	TYPE	* PAGE NO.	§§ ST
062-2318-00				Tech Sheet	1-20	EN	156-0001-00	X	Fairchild	SL06083/960DC			CS
062-2985-00				Tech Sheet	1-20	CS	156-0002-00	X	Motorola	MC358AG			LS
062-3448-00				Tech Sheet	1-20	EN	156-0003-00	X	Motorola	MC357G			LS
062-3728-00				Tech Sheet	1-20	CS	156-0004-00	X	Motorola	MC354G			LS
062-3798-00	U			Tech Sheet	1-20	EN	156-0005-00	X	Fairchild	CuL958			NP
062-3919-00	U			Tech Sheet	1-20	EN	156-0006-00	X	Motorola	MC360G			LS
062-3924-00				Tech Sheet	1-20	EN	156-0007-00	X	Motorola	MC352G			LS
062-3942-00	U			Tech Sheet	1-20	EN	156-0008-00	U	Motorola	MC355G			DL
062-3953-00	U			Tech Sheet	1-20	EN	156-0009-00	U					DL
062-4099-00	U			Tech Sheet	1-20	EN	156-0010-00	X	Fairchild	HL18292			CS
062-4113-00	U			Tech Sheet	1-20	EN	156-0011-00	N	Fairchild	HL18341			CR
062-4170-00	A	Synertek	SYC2332	Mem Sel Guide	1-4	EN	156-0012-00	N	Fairchild	HL18293			CR
062-4171-00	A	AMI	6831BC/E	Mem Sel Guide	1-4	EN	156-0013-00	A	Fairchild	SL21770	Spec Funct	2-3	CR
062-4171-01	A	AMI	6831BP	Mem Sel Guide	1-4	EN	156-0014-00	X	Natl Semic	LM710CH			
062-4172-00	A	Signetics	2632FN	Mem Sel Guide	1-4	EN	156-0015-00	X	Teledyne	831-BE	Linear		LS
062-4173-00	X	Motorola	MCM68A308L	Mem Sel Guide		EN	156-0016-00	N	Fairchild	UA709HC	Linear		CR
062-4174-00	X	Elec Arrays	P8308A				156-0017-00	X	Raytheon	RC709T			LS
062-4175-00	N	AMD	MCM68A316E/L	Mem Sel Guide	1-4	EN	156-0018-00	N	Fairchild	9997DC	Linear		CR
062-4176-00	X	Signetics	AM9208DC	Mem Sel Guide		EN	156-0019-00	X	RCA	CA3015			CR
062-4177-00	N	Motorola	82S291FN	Mem Sel Guide		EN	156-0020-00	X	Motorola	MC817P			LR
062-4178-00	X	Signetics	MCM6832L	Mem Sel Guide	1-4	EN	156-0021-00	X	Motorola	MC822P			LR
062-4179-00	X	Signetics	2607FN	Mem Sel Guide		EN	156-0022-00	X	Motorola	MC824P			LR
062-4180-00	X	Motorola	N2616N	Mem Sel Guide		EN	156-0023-00	X	Motorola	MC889P			LR
062-4181-00	X	Gen Instr	MCM66700	Mem Sel Guide		EN	156-0024-00	X	Motorola	MC889P			LR
062-4182-00	A	Texas Instr	RO-3-2513	Mem Sel Guide		EN	156-0025-00	X	Motorola	MC1013P			LR
062-4182-01	A	Motorola	TMS4732	Mem Sel Guide	1-4	EN	156-0026-00	U	Motorola	MC1001P			LR
062-4188-00	U	Texas Instr	MCM68A332	Mem Sel Guide	1-4	EN	156-0027-00	U	Motorola	MC1004P			LR
062-4325-00	A	Mostek	TMS4732N	Tech Sheet	1-20	EN	156-0028-00	X	Motorola	MC1010P			DL
062-4325-01	A	Mostek	MK36000P/J-4	Mem Sel Guide	1-4	EN	156-0029-00	X	Motorola	MC1010			DL
062-4385-00	U			Tech Sheet	1-20	EN	156-0030-00	U					DL
062-4385-01	U			Tech Sheet	1-20	EN	156-0031-00	N	Natl Semic	NATLM201	Linear		NP
062-4497-00	X	Elec Arrays	EA43356	Mem Sel Guide		EN	156-0032-00	X	Motorola	MC826P	TTL		CR
062-4499-00	X	Elec Arrays	EA43357				156-0033-00	N	Fairchild	9016DC	TTL		NP
062-4501-00	X	Elec Arrays	EA4000				156-0034-00	X	Fairchild	7400PC/DC			
062-4502-00	X	Amer Micro	S4264	Mem Sel Guide		EN	156-0035-00	X	Natl Semic	DM8000N/J			
062-4503-00	A	Natl Semic	52415	Mem Sel Guide		EN	156-0036-00	X	NEC America	uPB7400			
062-4504-00	X	Natl Semic	MM52145	Mem Sel Guide		EN	156-0037-00	X	Signetics	N7400N/F			
062-4505-00	A	Amer Micro	S4216	Mem Sel Guide		EN	156-0038-00	X	Texas Instr	SN7400N/J			
062-4506-00	A	Mostek	MK36000P/J-5	Mem Sel Guide	1-4	EN	156-0039-00	X	Texas Instr	7400	TTL		NP
062-4507-00	A	Mostek	MK36000N-5	Mem Sel Guide	1-4	EN	156-0040-00	N	Texas Instr	7400	TTL		NP
062-4508-00	A	Motorola	MCM68A332	Mem Sel Guide	1-4	EN	156-0041-00	N	Fairchild	7400	TTL		CR
062-4509-00	X	Synertek	SYC2316A	Mem Sel Guide	1-4	EN	156-0042-00	N	Fairchild	N7400PCQR/DCQR			
062-4510-00	X	Intel	C8316A	Mem Sel Guide	1-4	EN	156-0043-00	N	Natl Semic	DM8000NA+/JA+			
062-4511-00	U		6531	Multi Funct		EN	156-0044-00	N	Signetics	N7400NB/FB			
062-4512-00	N	Natl Semic	MM5214	Mem Sel Guide	1-4	EN	156-0045-00	N	Texas Instr	SN7400NP3/JP4			
062-4513-00	A	Gen Instr	8316A	Mem Sel Guide	1-4	EN	156-0046-00	N	Fairchild	7454PC	TTL		CR
062-4514-00	X	Natl Semic	DM8598NA	Mem Sel Guide	1-4	EN	156-0047-00	N	Natl Semic	DM7454N			
062-4515-00	U	Natl Semic	DM74188CHJ/N	Mem Sel Guide	1-4	EN	156-0048-00	N	Signetics	N7454A			
062-4516-00	X	Texas Instr	SN7488AJ	Mem Sel Guide	1-4	EN	156-0049-00	N	Texas Instr	SN7454N			
062-4517-00	N	Signetics	N8205N	Mem Sel Guide	1-4	EN	156-0050-00	N	Fairchild	7454PCQR/DCQR			
062-4518-00	X	Natl Semic	MM5243	Mem Sel Guide	1-4	EN	156-0051-00	X	Natl Semic	DM7454NA+/JA+			
062-4519-00	N	Motorola	MCM6590L	Mem Sel Guide	1-4	EN	156-0052-00	X	Signetics	DM7454NB/FB			
062-4520-00	N	Natl Semic	MM5213	Mem Sel Guide	1-4	EN	156-0053-00	X	Texas Instr	SN7454NP3/JP4			
062-4521-00	X	Signetics	N2530	Mem Sel Guide	1-4	EN	156-0054-00	X	Fairchild	7493PC	TTL		NP
062-4522-00	A	Natl Semic	MM52132	Mem Sel Guide	1-4	DL	156-0055-00	X	Natl Semic	DM7493N			
062-4523-00	A	Synertek	SYC2333	Mem Sel Guide	1-4	EN	156-0056-00	X	Signetics	N7493A			
062-4524-00	A	Synertek	SYC2333	Mem Sel Guide	1-4	EN	156-0057-00	N	Texas Instr	SN7493N			
062-4525-00	A	NEC America	UPD23640	Mem Sel Guide	1-4	EN	156-0058-00	X	Fairchild	7493PCQR/PCQR			
062-4526-00	A	Synertek	SYC2364	Mem Sel Guide	1-4	EN	156-0059-00	X	Natl Semic	DM7493NA+/JA+			
062-4527-00	A	Elec Arrays	EA8332A-DC	Mem Sel Guide	1-4	EN	156-0060-00	X	Signetics	N7493NB/FB			
062-4528-00	A	Elec Arrays	EA8332A-PC	Mem Sel Guide	1-4	EN	156-0061-00	X	Texas Instr	SN7493NP3/JP4			
062-4529-00	U			Tech Sheet	1-20	EN	156-0062-00	A	RCA	CA3028A	Linear		CR
062-4530-00	U			Tech Sheet	1-20	EN	156-0063-00	X	RCA	CA3028A	Linear		DL
062-4531-00	U			Tech Sheet	1-20	EN	156-0064-00	X	Fairchild	7420PC	TTL		NP
062-4532-00	U			Tech Sheet	1-20	EN	156-0065-00	X	Natl Semic	DM7420N			
062-4533-00	A	Motorola	68B3641	Mem Sel Guide	1-4	EN	156-0066-00	X	Signetics	N7420A			
119-0848-00	A			Mem Sel Guide	1-8	CR	156-0067-00	X	Texas Instr	SN7420N			
119-0967-00	A			Mem Sel Guide	1-8	CR							
119-1011-00	A			Mem Sel Guide	1-8	CR							
119-1182-00	A			Mem Sel Guide	1-8	CR							
119-1376-00	A			Mem Sel Guide	1-8	CR							

** NEW DESIGN RECOMMENDATION FROM COMPONENT ENGINEERING:

A = Acceptable
 N = Not Recommended
 U = Undefined
 X = Do Not Use

INTEGRATED CIRCUIT PART NUMBER INDEX (CONT)

TEK PART NUMBER TO VENDOR NUMBER

PART NUMBER	** ND	VENDOR	VENDOR NO.	TYPE	* PAGE NO.	§§ ST	PART NUMBER	** ND	VENDOR	VENDOR NO.	TYPE	* PAGE NO.	§§ ST
156-0034-01	X	Fairchild	7420	TTL	1-18	NP	156-0042-01	N	Signetics	7476	TTL	1-17	CR
156-0034-02	N	Natl Semic	7420PCQR/DCQR	TTL		CR	156-0042-02	N	Texas Instr	N7476NB/FB	TTL	1-17	CR
		Signetics	DM8020NA+/JA+						SN7476NP3/JP4				
		Texas Instr	N7420NB/FB				156-0043-00	X	Fairchild	7402PC	TTL		NP
			SN7420NP3/JP4						Natl Semic	DM7402N			
156-0035-00	X	Fairchild	7430PC	TTL		NP			Signetics	N7402A			
		Natl Semic	DM7430N						Texas Instr	SN7402N			
		Signetics	N7430A				156-0043-01	X		7402	TTL		NP
156-0035-01	X	Texas Instr	SN7430N	TTL		NP	156-0043-02	N	Fairchild	7402	TTL	1-18	CS
			7430				156-0043-03	N	Natl Semic	7402PCQR/DCQR	TTL		CR
156-0035-02	N	Fairchild	7430PCQR/DCQR	TTL	1-18	CR			Signetics	DM7402NA+/JA+			
		Natl Semic	DM8030NA+/JA+						Texas Instr	N7402NB/FB			
		Signetics	N7430NB/FB				156-0044-00	N	Motorola	MC890P			CS
156-0036-00	N	Texas Instr	SN7430NP3/JP4	TTL	1-14	CR	156-0044-01	N	Motorola	MC890P			CS
		Fairchild	7440PC				156-0045-00	N	Motorola	MC892P			CS
		Natl Semic	DM7440N				156-0046-00	X	Motorola	MC8871			DL
		Signetics	N7440A				156-0047-00	X	Fairchild	7410PC	TTL		NP
		Texas Instr	SN7440N						Natl Semic	DM7410N			
156-0036-01	N		7440	TTL	1-14	CR			NEC America	uPB7410C			
156-0036-02	N	Fairchild	7440PCQR/DCQR	TTL	1-14	CR			Signetics	N7410N			
		Natl Semic	DM7440NA+/JA+				156-0047-01	X		7410	TTL	1-18	NP
		Signetics	DM7440NB/FB				156-0047-02	N	Fairchild	7410PCQR/DCQR	TTL		CR
		Texas Instr	SN7440NP3/JP4						Natl Semic	DM7410NA+/JA+			
156-0037-00	N	Fairchild	7451PC	TTL	1-18	CR			Signetics	N7410NB/FB			
		Natl Semic	DM7451N						Texas Instr	SN7410NP3/JP4			
		Signetics	N7451A				156-0048-00	A	Plessey	SL3046CDP	Array	3-2	CR
156-0037-01	N	Texas Instr	SN7451N	TTL	1-18	CR			RCA	CA3046			
			7451				156-0048-01	A	Silicon Gen	SG3821N	Array	3-2	CR
156-0037-02	N	Fairchild	7451PCQR/DCQR	TTL	1-18	CR	156-0048-02	N	Comp Concepts	CA3046	Array	3-2	CR
		Natl Semic	DM7451NA+/JA+						DCA Reliab				
		Signetics	N7451NB/FB				156-0048-03	N	Motorola	SC77161P	Array	3-2	CR
156-0038-00	N	Texas Instr	SN7451NP3/JP4	TTL	1-17	CR			Plessey	SL3045			
		Fairchild	7472PC/DC						RCA	89320			
		Natl Semic	DM7472N/J				156-0049-00	N	Fairchild	SL08871			CR
		Signetics	N7472AN/F						RCA	CA741CT			
156-0038-01	N	Texas Instr	SN7472N/J	TTL	1-17	CR	156-0049-01	N		UA741C			CS
156-0038-02	N	Fairchild	7472	TTL	1-17	CR	156-0049-02	N	DCA Reliab	UA741C			CR
		Signetics	7472PCQR/DCQR						Fairchild	UA741HCQR			
		Texas Instr	N7472NB/FB						Motorola	MC1741CGDS			
156-0039-00	X	Fairchild	SN7472NP3/JP4	TTL		NP			Natl Semic	LM741CH/A+			
		Signetics	7473PC				156-0050-00	X	Motorola	MC825P			EN
		Texas Instr	N7473A				156-0051-00	X	Signetics	S2005K	MOS		OB
			SN7473N						Texas Instr	TMS7C3003LR			
156-0039-01	X	Fairchild	7473	TTL	1-17	NP	156-0051-01	X	Texas Instr	TMS37C3003LA	Linear	3-1	CR
156-0039-02	N	Signetics	7473PCQR/DCQR	TTL		CR	156-0052-00	N	Motorola	MC1469R			
		Texas Instr	N7473NB/FB				156-0052-01	X	Motorola	MC1469R	Linear	3-1	NP
156-0040-00	N	Fairchild	SN7473NP3/JP4	TTL	1-19	CR	156-0053-00	A	AMD	723HC			CR
		Natl Semic	7475PC						Fairchild	SL21721			
		Signetics	DM7475N						Natl Semic	LM723CH			
		Texas Instr	N7475N						Silicon Gen	SG9637-723			
156-0040-01	N		7475	TTL	1-19	CR	156-0053-01	A	Natl Semic	LM723CH/A+	Linear	3-1	CR
156-0040-02	N	Fairchild	7475PCQR/DCQR	TTL	1-19	CR			Silicon Gen	SG723CT			
		Natl Semic	DM7475NA+/JA+				156-0054-00	X	Motorola	MC1006P			LR
		Signetics	N7475NB/FB				156-0055-00	X	Signetics	S2003K	MOS		OB
		Texas Instr	SN7475NP3/JP4						Texas Instr	TMS7B3001LR			
156-0041-00	X	Fairchild	7474PC/DC	TTL		NP	156-0055-01	X	Texas Instr	TMS7B3001LA	MOS		DL
		ITT Semic	ITT7474				156-0056-00	X	Motorola	MC1023P	ECL	1-18	LR
		Natl Semic	DM7474N/J				156-0057-00	N	Fairchild	7401PC/DC	TTL		CR
		NEC America	uPB7474C						Natl Semic	DM8001N/J			
		Signetics	N7474AN/F						Signetics	N7401A			
		Texas Instr	SN7474N/J						Texas Instr	SN7401N/J			
156-0041-01	X	Fairchild	7474	TTL		NP	156-0057-01	N	Texas Instr	SN7401N	TTL	1-18	CR
156-0041-02	N	Texas Instr	7474PC	TTL		CS	156-0057-02	N	Fairchild	7401PCQR/DCQR	TTL	1-18	CR
			SN7474N						Natl Semic	DM7401NA+/JA+			
156-0041-03	X	DCA Reliab	7474	TTL		NP			Texas Instr	SN7401NP3/JP4			
156-0041-04	X	Nippon Elec	7474	TTL		DL	156-0058-00	X	Fairchild	7404PC	TTL		NP
		Signetics	7474						Signetics	N7404A			
		Texas Instr							Texas Instr	SN7404N			
156-0041-05	N	Fairchild	7474PCQR/DCQR	TTL	1-17	CR							
		Natl Semic	DM7474NA+/JA+										
		Signetics	N7474NB/FB										
156-0042-00	N	Texas Instr	SN7474NP3/JP4	TTL	1-17	CR							
		Fairchild	7476PC										
		ITT Semic	ITT7476N										
		Signetics	N7476B										
		Texas Instr	SN7476N										

* LACK OF ENTRY IN COLUMN INDICATES ITEM IS NOT LISTED IN MFR/TEK SECTION OF CATALOG. THIS INDICATES ITEM IS OBSOLETE, NOT RECOMMENDED FOR NEW DESIGN, OR OF LIMITED USE (SUCH AS SPECIALIZED CUSTOM MASK.)

• NOT CURRENT VENDOR.

INTEGRATED CIRCUIT PART NUMBER INDEX (CONT)

TEK PART NUMBER TO VENDOR NUMBER

PART NUMBER	** ND	VENDOR	VENDOR NO.	TYPE	* PAGE NO.	\$S ST
156-0058-01	X	Fairchild	7404	TTL		NP
156-0058-02	N	Fairchild	7404PCQR/DCQR	TTL	1-14	CR
		Signetics	N7404NB/FB			
		Texas Instr	SN7404NP3/JP3			
156-0059-00	N	Motorola	MC891P			CS
156-0060-00	A	Natl Semic	LM302H	Op Amp	3-3	CR
156-0060-01	A	Natl Semic	302	Op Amp	3-3	CS
156-0061-00	N	Fairchild	7442PC/DC	TTL	1-16	CR
		Motorola	MC7442P			
		Natl Semic	DM7442N/J			
		Signetics	N7442N/F			
		Texas Instr	SN7442N/J			
156-0061-01	N	Fairchild	7442	TTL	1-16	CR
156-0061-02	N	Fairchild	7442PCQR/DCQR	TTL	1-16	CR
		Natl Semic	DM8842NA+/JA+			
		Signetics	N7442NB/FB			
		Texas Instr	SN7442NP3/JP4			
156-0062-00	N	Fairchild	7486PC/DC	TTL	1-18	CR
		Natl Semic	DM7486N/J			
		Signetics	N7486N/F			
		Texas Instr	SN7486N/J			
156-0062-01	N	Fairchild	7486	TTL	1-18	CR
156-0062-02	N	Fairchild	7486PCQR/DCQR	TTL	1-18	CR
		Natl Semic	DM7486NA+/JA+			
		Signetics	N7486NB/FB			
		Texas Instr	SN7486NP3/JP4			
156-0063-00	X	Motorola	MC1660S	ECL		DL
156-0064-00	N	Motorola	MC867P			PP
156-0065-00	N	RCA	CA3045F	Array	3-2	CR
		Siliconix	SI3045			
156-0065-01	N	RCA	CA3045	Array	3-2	CR
156-0066-00	X	Motorola	MC1437P			DL
156-0067-00	A	Fairchild	uA741TC	Op Amp	3-3	CR
		NEC America	uPC741C			
		RCA	85145			
		Texas Instr	uA741CP			
156-0067-01	N	Fairchild	741C	Op Amp	3-3	CR
156-0067-02	N	Nippon Elec	uPC741C	Op Amp	3-3	CR
		RCA	85147			
		Signetics	CR859N			
156-0067-03	N	Natl Semic	LM741CN/CJ	Op Amp	3-3	CR
156-0067-04	U	Fairchild	741C	Op Amp		NP
156-0067-05	N	Motorola	741C	Op Amp	3-3	CR
156-0067-06	N	Motorola	1741CU	Op Amp	3-3	CR
		RCA	86485			
		Texas Instr	UA741CJG			
156-0067-07	U	Fairchild	741C	Op Amp		NP
156-0067-08	N	Analog Dev	AD741KN	Op Amp	3-3	CR
		Precision	OP-02CP			
156-0067-09	U	Fairchild	SL25693	Op Amp		DL
156-0067-10	N	Fairchild	741C	Op Amp	3-3	CR
156-0067-11	N	RCA	CA741CG	Op Amp	3-3	CR
156-0067-12	A	Fairchild	UA741RC	Op Amp	3-3	CR
		Motorola	MC1741CU			
		NEC Elec	UPC1510			
		Texas Instr	uA741CJG			
156-0067-13	A	Motorola	MC1741CUDS	Op Amp	3-3	CR
		NEC Elec	UPC1510			
		Texas Instr	UA741CJG4			
156-0068-00	N	RCA	CA3046	Array	3-2	CR
156-0069-00	A	Motorola	MC1550G	Linear	3-1	CR
156-0070-00	X	Raytheon	RC4131	Linear		DL
156-0071-00	A	Fairchild	UA7230C	Linear	3-1	CR
		Motorola	MC1723CL			
		Natl Semic	LM723CJ			
		Silicon Gen	SG723CJ			
156-0071-01	A	Fairchild	723C	Linear	3-1	CR
156-0071-02	A	Fairchild	UA723PCQR	Linear	3-1	CR
		Motorola	MC1723CLDS			
		Silicon Gen	SG723CJ/10305			
156-0072-00	X	Fairchild	74121PC/DC	TTL		NP
		Natl Semic	DM74121N/J			
		Signetics	N74121N/F			
		Texas Instr	SN74121N/J			

PART NUMBER	** ND	VENDOR	VENDOR NO.	TYPE	* PAGE NO.	\$S ST
156-0072-01	X	Fairchild	74121	TTL		NP
156-0072-02	N	Fairchild	74121PCQR/DCQR	TTL	1-19	CR
		Natl Semic	DM8852NA+/JA+			
		Signetics	N74121NB/FB			
		Texas Instr	SN74121NP3/JP4			
156-0073-00	X	Fairchild	7496PC	TTL		NP
		Natl Semic	DM8572N			
		Signetics	N7496A			
		Texas Instr	SN7496N			
156-0073-01	X	Fairchild	SL82078	TTL		NP
		Natl Semic	DM7496NA+/JA+			
		Signetics	N7496FII-B			
		Texas Instr	SN7496NP3/JP4			
156-0073-02	N	Fairchild	7496PCQR/DCQR	TTL	1-20	CR
		Natl Semic	DM7496NA+/JA+			
		Signetics	N7496NB/FB			
		Texas Instr	SN7496NP3/JP4			
156-0074-00	A	Fairchild	uA733C	Linear		CR
156-0074-01	N	Fairchild	733C	Linear		DL
156-0075-00	N	Fairchild	74151APC/DC	TTL	1-15	CR
		Natl Semic	DM74151AN/J			
		Signetics	N74151B			
		Texas Instr	SN74151AN			
156-0075-01	N	Fairchild	74151	TTL	1-15	CR
156-0075-02	N	Fairchild	74151PCQR/DCQR	TTL	1-15	CR
		Natl Semic	DM74151NA+/JA+			
156-0076-00	X	Motorola	SC8331P	ECL		EN
156-0077-00	A	Fairchild	SL23750	Op Amp	3-3	CR
		Natl Semic	LM301AH			
156-0077-01	A	Fairchild	LA301A	Op Amp	3-3	CR
156-0078-00	X	Fairchild	74154PC	TTL		NP
		Natl Semic	DM8213N			
		Signetics	N74154N			
		Texas Instr	SN74154N			
156-0078-01	X	Fairchild	74154	TTL		NP
156-0078-02	N	Fairchild	74154PCQR/DCQR	TTL	1-16	CR
		Natl Semic	DM74154NA+/JA+			
		Signetics	N74154NP/FB			
		Texas Instr	SN74154NP3/JP4			
156-0079-00	X	Fairchild	7490APD	TTL		NP
		Natl Semic	DM7490AN			
		Signetics	N7490A			
		Texas Instr	SN7490AN			
156-0079-01	X	Fairchild	7490	TTL		NP
156-0079-02	N	Fairchild	7490PCQR/DCQR	TTL	1-15	CR
		Natl Semic	DM7490NA+/JA+			
		Signetics	N7490FII-B			
		Texas Instr	SN7490NP3/JP4			
156-0080-00	X	Fairchild	74141PC	TTL		OB
		ITT Semic	ITT74141N			
		Natl Semic	DM74141N			
		Texas Instr	SN74141N			
156-0080-01	X	Fairchild	7441	TTL		OB
156-0081-00	X	Fairchild	9601PC/DC	TTL		NP
		Motorola	MC9601P/L			
		Natl Semic	DM8850N			
		Signetics	N8T22N/F			
156-0081-01	X	Fairchild	SL81682	TTL		NP
		Motorola	MC9601NDS/JDS			
		Signetics	8T22FII-B			
156-0081-02	N	Fairchild	9601PCQR/DCQR	TTL	1-19	CR
		Signetics	8T22NB/FB			
156-0082-00	U	Fairchild	uA722	Linear		OT
156-0082-01	U	Fairchild	9300DC	Linear		OB
156-0083-00	N	AMD	9300PC	TTL		CR
		Fairchild	9300PC/DC			
156-0083-01	X	Fairchild	9300PC	TTL		DL
156-0084-00	N	AMD	AM9310PC	TTL	1-15	CR
		Fairchild	U78931059X			
156-0084-01	N	Fairchild	9310PCQR/DCQR	TTL	1-15	CR
156-0084-02	N	Fairchild	9310PCQR/DCQR	TTL	1-15	CR
156-0085-00	X	AMD	AM9328PC	TTL		OT
		Fairchild	9328PC			

** NEW DESIGN RECOMMENDATION FROM COMPONENT ENGINEERING:

A = Acceptable
N = Not Recommended
U = Undefined
X = Do Not Use

INTEGRATED CIRCUIT PART NUMBER INDEX (CONT)

TEK PART NUMBER TO VENDOR NUMBER

PART NUMBER	** ND	VENDOR	VENDOR NO.	TYPE	* PAGE NO.	§§ ST
156-0085-01	X	Fairchild Signetics Texas Instr	9328	TTL		OB
156-0086-00	X		7480PC N7480A SN7480N 7488	TTL		OB
156-0086-01	X			TTL		OB
156-0087-00	N	Fairchild Natl Semic Signetics Texas Instr	SL81212 DM8283N/J N7483N/F SN7483AN/J 7483	TTL	1-14	CR
156-0087-01	N			TTL	1-14	CR
156-0087-02	N	Fairchild Natl Semic Signetics Texas Instr	7483PCQR/DCQR DM7483NA+/JA+ N7483NB/FB SN7483NP3/JF4	TTL	1-14	CR
156-0088-00	N	Fairchild Natl Semic Signetics Texas Instr	74180PC DM74180N N74180A SN74180N	TTL	1-19	CR
156-0088-01	N		74180	TTL	1-19	CR
156-0088-02	N	Fairchild Natl Semic Signetics Texas Instr	74180PCQR/DCQR DM74180NA+/JA+ N74180NB/FB SN74180NP3/JF4	TTL	1-19	CR
156-0089-00	N	Fairchild NEC America Signetics Texas Instr	74193PC/DC uPB74193C N74193N/F SN74193N/J 74193	TTL	1-15	CR
156-0089-01	N			TTL		CR
156-0089-02	N	Fairchild Signetics Texas Instr	74193PCQR/DCQR N74193NB/FB SN74193NP3/JF4	TTL	1-15	CR
156-0090-00	X					DL
156-0091-00	X	Signetics	N8292A	TTL		LR
156-0091-01	N		8292	TTL		CR
156-0092-00	N	Fairchild Natl Semic Signetics Texas Instr	7405PC/DC DM7405N/J N7405N/F SN7405N/J	TTL	1-14	CR
156-0092-01	N		7405	TTL	1-14	CR
156-0092-02	N	Fairchild Natl Semic Signetics Texas Instr	7405PCQR/DCQR DM7405NA+/JA+ N7405NB/FB SN7405NP3/JF4	TTL	1-14	CR
156-0093-00	X	Fairchild Natl Semic Signetics Texas Instr	7416PC DM7416N N7416A SN7416N 7416	TTL		NP
156-0093-01	X			TTL		NP
156-0093-02	N	Fairchild Natl Semic Signetics Texas Instr	7416PCQR/DCQR DM8016NA+/JA+ N7416NB/FB SN7416NP3/JF4	TTL	1-14	CR
156-0094-00	N	Natl Semic Signetics Texas Instr	DS75451NA+/JA+ N75451N SN75451NP3/JF4	TTL	1-17	CR
156-0094-01	N		75451	TTL		CR
156-0094-02	A	Natl Semic Texas Instr	DS75451NA+/JA+ SN75451NP3/JF4	TTL	1-17	CR
156-0095-00	A	RCA	CA3051	Linear		CR
156-0096-00	A	Natl Semic Silicon Gen Texas Instr	LM311H SG311T LM311L	Spec Function	2-3	CR
156-0096-01	A	Natl Semic	LM311	Spec Function	2-3	CR
156-0096-02	A	Natl Semic Silicon Gen	LM311H/A+ SG311T	Spec Function	2-3	CR
156-0097-00	N	Texas Instr	SN74196N/J	TTL	1-15	CR
156-0097-01	N	Texas Instr	SN74196NP3/JF4	TTL	1-15	CR
156-0098-00	N	Fairchild Natl Semic Signetics Texas Instr	74153PC DM74153N N74153B SN74153N 74153	TTL	1-15	CR
156-0098-01	N			TTL	1-15	CR
156-0098-02	A	Fairchild Natl Semic Signetics Texas Instr	74153PCQR/DCQR DM74153NA+/JA+ N74153NB/FB SN74153NP3/JF4	TTL	1-15	CR
156-0099-00	X		CA3051	Linear		DL

PART NUMBER	** ND	VENDOR	VENDOR NO.	TYPE	* PAGE NO.	§§ ST
156-0100-00	N	Signetics Texas Instr	N74H102A SN74H102N/J	TTL		CR
156-0100-02	N	Texas Instr	74H102	TTL		CS
156-0101-00	N	Natl Semic Texas Instr	DM74L93N/J SN74L93N/J	TTL		CR
156-0101-01	X		74L93	TTL		CS
156-0102-00	X	Texas Instr	TMS4100	Mem Sel Guide		DL
156-0103-00	X	Texas Instr	TMS4100	Mem Sel Guide		DL
156-0104-00	X	Texas Instr	TMS4100	Mem Sel Guide		DL
156-0105-00	A	Natl Semic Nippon Elec RCA Texas Instr	LM301AN uPC301AC CA301AG LM301AP	Op Amp	3-3	CR
156-0105-01	A		LM301AN	Op Amp		CR
156-0105-02	A	Motorola Texas Instr	LM301AJDS LM301AJG4	Op Amp	3-3	CR
156-0105-03	U		UPC451C	Op Amp		SC
156-0105-04	A	Texas Instr	LM301AJG4	Op Amp	3-3	CR
156-0106-00	N	RCA	CA3039	Array	3-2	CR
156-0106-01	A	RCA	CA3039	Array	3-2	CR
156-0107-00	X	Motorola	SL17084L	Op Amp		CS
156-0108-00	A	RCA	CA3030AE	Op Amp	3-3	CS
156-0110-00	N	Fairchild Natl Semic Signetics Texas Instr	74155PC/DC DM74155N/J N74155N/F SN74155N/J	TTL	1-16	CR
156-0110-01	N		74155	TTL	1-16	CR
156-0110-02	N	Fairchild Natl Semic Signetics Texas Instr	74155DCQR/PCQR DM74155NA+/JA+ N74155NB/FB SN74155NP3/JF4	TTL	1-16	CR
156-0111-00	N	Fairchild Natl Semic Signetics Texas Instr	74145PC DM8849N N74145B SN74145N 74145	TTL	1-16	CR
156-0111-01	N			TTL	1-16	CR
156-0111-02	N	Fairchild Natl Semic Signetics Texas Instr	74145PCQR/DCQR DM74145NA+/JA+ N74145NB/FB SN74145NP3/JF4	TTL	1-16	CR
156-0112-00	N	Fairchild Natl Semic Signetics Texas Instr	7426PC DM7426N N7426A SN7426N	TTL	1-18	CR
156-0112-01	N		7426	TTL	1-18	CR
156-0112-02	N	Fairchild Natl Semic Signetics Texas Instr	7426PCQR/DCQR DM7426NA+/JA+ N7426NB/FB SN7426NP3/JF4	TTL	1-18	CR
156-0113-00	N	Natl Semic Texas Instr	DM74L00N SN74L00N	TTL		CR
156-0113-01	N		74L00	TTL		CR
156-0113-02	N		74L00	TTL		CR
156-0113-03	N	Natl Semic Texas Instr	DM74L00NA+ SN74L00NP3	TTL		PP
156-0114-00	N	Fairchild Natl Semic Signetics Texas Instr	SN7492PC/DC DM7492AN/J N7492N/J SN7492AN/J 7492	TTL	1-15	CR
156-0114-01	N			TTL	1-15	CR
156-0114-02	N	Fairchild Natl Semic Signetics Texas Instr	7492PCQR/DCQR DM7492NA+/JA+ N7492NB/FB SN7492NP3/JF4	TTL	1-15	CR
156-0115-00	X		MC1711CL	Spec Function	2-3	DL
156-0116-00	A	Motorola	74161PC/DC	TTL	1-15	CR
156-0117-00	N	ITT Semic Signetics Texas Instr	ITT74161N N74161N/F SN74161N/J	TTL		CR

* LACK OF ENTRY IN COLUMN INDICATES ITEM IS NOT LISTED IN MFR/TEK SECTION OF CATALOG. THIS INDICATES ITEM IS OBSOLETE, NOT RECOMMENDED FOR NEW DESIGN, OR OF LIMITED USE (SUCH AS SPECIALIZED CUSTOM MASK).

• NOT CURRENT VENDOR.

INTEGRATED CIRCUIT PART NUMBER INDEX (CONT)

TEK PART NUMBER TO VENDOR NUMBER

PART NUMBER	**ND	VENDOR	VENDOR NO.	TYPE	PAGE NO.	SS ST	PART NUMBER	**ND	VENDOR	VENDOR NO.	TYPE	PAGE NO.	SS ST
156-0117-01	N		74161	TTL	1-15	CR	156-0130-00	A	Motorola	MC1496G	Linear	3-1	CR
156-0117-02	N	Fairchild	74161PCQR/DCQR	TTL	1-15	CR	156-0130-01	N	Motorola	MC1496G	Linear		CR
		Signetics	N74161NB/FB						Silicon Gen	SG9399/1496T			
156-0118-00	X	Texas Instr	SN74161NP3/JP4	TTL		NP	156-0130-02	N	Motorola	SC77162GH	Linear	3-1	CR
		Fairchild	SL57898				156-0131-00	N	Fairchild	74164PC	TTL	1-20	CR
		Natl Semic	DM74S112N/J						ITT Semic	ITT74164N			
		Signetics	N74S112N						Natl Semic	DM74164N			
		Texas Instr	SN88792N/J						Signetics	N74164A			
			SN88792N/J						Texas Instr	SN74164N			
156-0118-01	X		74S112	TTL		NP	156-0131-01	N		74164	TTL	1-20	CR
156-0118-02	X	Texas Instr	SN74S112N	TTL		CR	156-0131-02	N	Fairchild	74164PCQR/DCQR			
156-0118-03	A	Natl Semic	DM74S112JA+	TTL	1-17	CR			Natl Semic	DM74164NA+/JA+			
		Signetics	N74S112FIIB						Signetics	N74164NA+/JA+			
		Texas Instr	SN74S112JP3						Texas Instr	SN74164NP3/JP4			
156-0119-00	X	Motorola	MC411P	TTL		DL	156-0132-00	X	Harris Corp	HA2-911-5	Op Amp		CR
156-0120-00	N	Fairchild	7495PC/DC	TTL	1-20	CR	156-0133-00	X	Intel	1601	Mem Sel Guide		DL
		Natl Semic	DM7495N/J				156-0133-01	U					OB
		Signetics	N7495AN/F				156-0134-00	N	Texas Instr	TL710CP	Spec Funct		CR
		Texas Instr	SN7495AN/J				156-0134-01	N		N5710V	Spec Funct		CR
156-0120-01	N		7495	TTL	1-20	CR	156-0135-00	X	AMD	1101A	Mem Sel Guide		LS
156-0120-02	N	Fairchild	7495PCQR/DCQR	TTL	1-20	CR			Natl Semic	MM1101AN			
		Natl Semic	DM7495NA+/JA+						Signetics	2501B			
		Texas Instr	SN7495NP3/JP4				156-0136-00	A	RCA	CA3030	Op Amp	3-3	CR
156-0121-00	A	Motorola	MC4024P	Spec Funct	1-19 & 2-3	CR	156-0136-01	U	RCA	CA3030X			DL
156-0121-01	X	Motorola	MC4024	TTL		DL	156-0137-00	N	Prec. Mono	AIMDAC-100AD-Q2	Spec Funct	2-2	OT
156-0121-02	N	Motorola	MC4024PDS/LDS	TTL		CR	136-0138-00	A	Texas Instr	SN74154N	TTL	1-16	CR
156-0122-00	N	Signetics	NE531H/CC3807H	Op Amp		CR	156-0138-01	X		75154	TTL		CR
156-0122-01	N		NE531V	Op Amp		CR	156-0138-02	N	Texas Instr	SN74154NP3/JP4	TTL	1-16	CR
156-0123-00	N	Fairchild	7485PC	TTL	1-14	CR	156-0139-00	A	Texas Instr	SN74150P	TTL	1-16	CR
		Natl Semic	DM8201N										
		Signetics	N7485B				156-0139-01	X		75150	TTL		CR
		Texas Instr	SN7485N				156-0139-02	N	Texas Instr	SN75150NP3/JP4	TTL	1-16	CR
156-0123-01	N		7485	TTL	1-14	CR	156-0140-00	X	Fairchild	7417PC	TTL		NP
156-0123-02	N	Fairchild	7485PCQR/DCQR	TTL	1-14	CR			Natl Semic	DM7417N			
		Natl Semic	DM7485NA+/JA+						Signetics	N7417A			
		Signetics	N7485NB/FB						Texas Instr	SN7417N			
		Texas Instr	SN7485NP3/JP4				156-0140-01	X		7417	TTL		NP
156-0124-00	A	Motorola	MC4044	Spec Funct	2-3	CR	156-0140-02	N	Fairchild	7417PCQR/DCQR	TTL	1-14	CR
156-0124-01	X		MC4044	Spec Funct		DL			Natl Semic	DM8017NA+/JA+			
156-0124-02	N	Motorola	MC4044PDS/LDS	Spec Funct	2-3	CR			Signetics	N7417NB/FB			
156-0125-00	N	Fairchild	74157PC	TTL	1-15	CR			Texas Instr	SN7417NP3/JP4			
		Natl Semic	DM74157N				156-0141-00	X	Fairchild	74156PC/DC	TTL		NP
		Signetics	N74157B						Natl Semic	DM74156N/J			
		Texas Instr	SN74157N/J						Signetics	N74156N/F			
156-0125-01	N		74157	TTL	1-15	CR	156-0141-01	X	Texas Instr	SN74156N/J	TTL		NP
156-0125-02	N	Fairchild	74157PCQR/DCQR	TTL	1-15	CR				74156			
		Natl Semic	DM74157NA+/JA+				156-0141-02	N	Fairchild	74156PCQR/DCQR	TTL	1-16	CR
		Signetics	N74157NB/FB						Natl Semic	DM74156NA+/JA+			
		Texas Instr	SN74157NP3/JP4						Signetics	N74156NB/FB			
156-0126-00	U	Monsanto	MAN1	Array		DL	156-0142-00	N	Texas Instr	SN74156NP3/JP3	TTL	1-15 & 19	CR
156-0127-00	N	Fairchild	74192PC/DC	TTL	1-15	CR			Fairchild	74197PC			
		Signetics	N74192N/F						Natl Semic	DM74197N			
		Texas Instr	SN74192N/J						Texas Instr	SN74197N			
156-0127-01	N		74192	TTL	1-15	CS	156-0142-01	N		74197	TTL	1-15 & 19	CR
156-0127-02	N	Fairchild	74192PCQR/DCQR	TTL	1-15	CR	156-0142-02	N	Fairchild	74197PCQR/DCQR	TTL	1-15	CR
		Signetics	N74192NB/FB						Natl Semic	DM74197NA+/JA+			
		Texas Instr	SN74192NP3/JP4						Signetics	SN74197NP3/JP4			
156-0128-00	X	Fairchild	7447APC/DC	TTL		NP	156-0143-00	X	Texas Instr	74122PC/DC	TTL		NP
		Natl Semic	DM7447AN/J						Signetics	N74122N			
		Signetics	N7447N/F						Texas Instr	SN74122N/J			
		Texas Instr	SN7447AN/J				156-0143-01	X		74122	TTL		NP
156-0128-01	N	Natl Semic	DM7447ANA+/JA+	TTL	1-16	CR	156-0143-02	N	Fairchild	74122PCQR/DCQR	TTL	1-19	CR
		Texas Instr	SN7447AN3/J4						Texas Instr	SN74122NP3/JP4			
156-0129-00	X	Fairchild	7408PC/DC	TTL		NP	156-0144-00	N	Fairchild	7412PC/DC	TTL	1-18	CR
		Natl Semic	DM7408N/J						Natl Semic	DM7412A			
		Signetics	N7408N/F						Signetics	N7412N/J			
		Texas Instr	SN7408N/J						Texas Instr	SN7412N/J			
156-0129-01	X		7408	TTL		NP							
156-0129-02	N	Fairchild	7408PCQR/DCQR	TTL	1-18	CR							
		Natl Semic	DM8008NA+/JA+										
		Signetics	N7408NB/FB										
		Texas Instr	SN7408NP3/JP4										

** NEW DESIGN CODE FROM COMPONENT ENGINEERING

A = Acceptable
N = Not Recommended
U = Undefined
X = Do Not Use

INTEGRATED CIRCUIT PART NUMBER INDEX (CONT)

TEK PART NUMBER TO VENDOR NUMBER

PART NUMBER	**ND	VENDOR	VENDOR NO.	TYPE	*PAGE NO.	\$SST	PART NUMBER	**ND	VENDOR	VENDOR NO.	TYPE	*PAGE NO.	\$SST
156-0144-01	N	Fairchild	7412	TTL	1-18	CR	156-0158-01	N	Motorola	MC1458	Op Amp	3-3	CR
156-0144-02	N	Natl Semic	DM7412NA+/JA+	TTL	1-18	CR	156-0158-02	N	Motorola	MC1458	Op Amp	3-3	CR
156-0145-00	X	Texas Instr	SN7412NP3/JP4	TTL		NP	156-0158-03	N	Motorola	MC1458	Op Amp	3-3	CR
		Fairchild	7438PC/DC				156-0158-04	A	Natl Semic	LM1458J	Op Amp	3-3	CR
		ITT Semic	ITT7438N						NEC Electron	UPC251D			
		Natl Semic	DM7438N/J						Texas Instr	N99320JG			
		Signetics	N7438N/F										
		Texas Instr	SN7438N/J										
156-0145-01	X	Fairchild	7438	TTL	1-14	NP	156-0158-05	A	RCA	CA1458G	Op Amp	3-3	CR
156-0145-02	N	Natl Semic	DM7438NA+/JA+	TTL		CR	156-0158-06	A	Motorola	MC1458UDS	Op Amp	3-3	SC
		Signetics	N7438NB/FB				156-0158-07	A	Natl Semic	LM1458N/A+			CR
		Texas Instr	SN7438NP3/JP4						Texas Instr	MC1458JG4			
156-0146-00	X	Fairchild	74165PC	TTL		NP	156-0159-00	X	Motorola	MC4048P	TTL		OB
		Natl Semic	DM74165N				156-0159-01	X	Motorola	MC4048P	TTL		DL
		Signetics	N74165N				156-0160-00	N	Natl Semic	DM74L20N/J	TTL		CR
		Texas Instr	SN74165N						Texas Instr	SN74L20N/J			
156-0146-01	X	Fairchild	74165	TTL		NP	156-0161-00	N	Fairchild	74L78PC	TTL		CS
		ITT Semic	ITT74165						Motorola	MC74L78P			
		Natl Semic	DM74165N						Natl Semic	DM74L78N/J			
		Signetics	N74165N						Signetics	77811-000			
		Texas Instr	SN74165N						Texas Instr	SN74L78N/J			
156-0146-02	N	Fairchild	74165PCQR/DCQR				156-0162-00	A	Fairchild	UA733DC	Linear	3-1	CR
		Natl Semic	DM74165NA+/JA+				156-0162-01	X	Fairchild	733C	Linear		NP
		Signetics	N74165NB/FB				156-0162-02	N	Motorola	MC1733CLDS	Linear	3-1	CR
		Texas Instr	SN74165NP3/JP4						Natl Semic	LM733CN/A+			
156-0147-00	X	Gen Instr	R032513	MOS		CR	156-0163-00	N	Fairchild	7411PC	TTL	1-18	CR
		Signetics	N2513/CM2140N						Natl Semic	DM7411N			
156-0147-01	X	AMD	2513	MOS	1-14	CR			Signetics	N7411A			
156-0148-00	N	Fairchild	AM9304PC	TTL		CR			Texas Instr	SN7411N			
		Signetics	U6B930459X										
156-0148-01	N	Fairchild	9304	TTL		CS	156-0163-01	N	Fairchild	7411	TTL	1-18	CR
156-0148-02	N	Fairchild	9304PCQR/DCQR	TTL		CR	156-0163-02	N	Fairchild	7411PCQR/DCQR	TTL	1-18	CR
156-0149-00	N	Fairchild	7413PC	TTL	1-14 & 18	CR			Natl Semic	DM7411NA+/JA+			
		ITT Semic	ITT7413N						Signetics	N7411NB/FB			
		Natl Semic	DM7413N										
		Signetics	N7413A										
		Texas Instr	SN7413N										
156-0149-01	N	Fairchild	7413	TTL	1-18	CR	156-0164-00	X	Prec. Mono	DAC-01CP	TTL		OB
156-0149-02	N	Natl Semic	DM7413NA+/JA+	TTL	1-18	CR	156-0165-00	X	Fairchild	7425PC			NP
		Signetics	N7413NB/FB						Natl Semic	DM7425N			
		Texas Instr	SN7413NP3/JP4						Signetics	N7425N			
156-0150-00	N	Fairchild	7437PC	TTL	1-14	CR	156-0165-01	X	Fairchild	7425	TTL	1-18	NP
		Natl Semic	DM7437N				156-0165-02	N	Natl Semic	DM8025NA+/JA+	TTL		CR
		Signetics	N7437N						Signetics	N7425NB/FB			
		Texas Instr	SN7437N						Texas Instr	SN7425NP3/JP4			
156-0150-01	N	Fairchild	7437	TTL	1-14	CR	156-0166-00	X	Signetics	8228	TTL		OB
156-0150-02	N	Fairchild	7437PCQR/DCQR	TTL	1-14	CR	156-0167-00	X	Signetics	2510K	MOS		OB
		Signetics	N7437NB/FB				156-0167-01	X	Signetics	2510K	MOS		OB
		Texas Instr	SN7437NP3/JP4				156-0167-02	X	Clare-Pendar	321-0056-6	MOS		CR
156-0151-00	X	Fairchild	uA715C	Op Amp		DL			Gen Instr	AY-5-2376			
156-0152-00	X	Signetics	N8201N	TTL		LR			SMC Microsys	KR2376-STP			
156-0152-01	N	Fairchild	MC8201	TTL		CR	156-0169-00	N	Motorola	MC836P			CS
156-0153-00	X	Natl Semic	DM7406N	TTL		NP	156-0170-00	N	Motorola	MC846P			CR
		Signetics	N7406N				156-0170-01	N	Motorola	SN15646N			CR
		Texas Instr	SN7406N				156-0171-00	X	Fairchild	7432PC	TTL		NP
156-0153-01	N	Fairchild	7406	TTL	1-14	CR			Natl Semic	DM7432N			
156-0153-02	N	Natl Semic	DM8006NA+/JA+	TTL	1-14	CR	156-0171-01	X	Fairchild	7432	TTL	1-18	NP
		Signetics	N7406NB/FB				156-0171-02	N	Natl Semic	DM7432NA+/JA+	TTL		CR
		Texas Instr	SN7406NP3/JP4						Signetics	N7432NB/FB			
156-0154-00	X	Signetics	2511K	MOS		LS			Texas Instr	SN7432NP3/JP4			
156-0155-00	N	Fairchild	74H74PC/DC	TTL		CS	156-0172-00	X	AMD	SN74123N/J	TTL		NP
		Natl Semic	DM74H74N/J						Fairchild	74123PC/DC			
		Signetics	N74H74N						NEC America	uPB74123C			
		Texas Instr	SN74H74N/J						Signetics	CY323/N74123N/F			
156-0155-01	N	Fairchild	SN74H74N	TTL		CS	156-0172-01	X		74123	TTL		NP
156-0156-00	N	Natl Semic	DM74H40N/J	TTL		CS							
		Signetics	N74H40N										
		Texas Instr	SN74H40N/J										
156-0156-01	N	Fairchild	SN74H40N	TTL		CS							
156-0157-00	U	Motorola	MCF8010	Linear	3-3	CR							
156-0158-00	A	Fairchild	uA1458TC/RC	Op Amp		CR							
		Motorola	MC1458P1/U										
		NEC America	uPC1458C										
		RCA	CA1458G										
		Signetics	MC1358N										

* LACK OF ENTRY IN COLUMN INDICATES ITEM IS NOT LISTED IN MFR/TEK SECTION OF CATALOG. THIS INDICATES ITEM IS OBSOLETE, NOT RECOMMENDED FOR NEW DESIGN, OR OF LIMITED USE (SUCH AS SPECIALIZED CUSTOM MASK.)

∞ NOT CURRENT VENDOR.

INTEGRATED CIRCUIT PART NUMBER INDEX (CONT)

TEK PART NUMBER TO VENDOR NUMBER

PART NUMBER	**ND	VENDOR	VENDOR NO.	TYPE	*PAGE NO.	§§ST
156-0172-02	N	AMD Fairchild Natl Semic Signetics Texas Instr	SN74123PCB2/DCB2 74123PCQR/DCQR DM74123NA+/JA+ N74123NB/FB SN74123NP3/JP4	TTL	1-19	CR
156-0173-00	U	Aerotech Ind	DM74111N/J	TTL	1-17	DL
156-0174-00	N	Natl Semic Signetics Texas Instr	N74111A SN74111N/J 74111	TTL	1-17	CR
156-0174-01	N	Texas Instr	SN74111NP3/JP4	TTL	1-17	CR
156-0174-02	N	Fairchild	74191PC/DC	TTL	1-17	CR
156-0175-00	X	Natl Semic Signetics Texas Instr	DM74191N/J N74191N SN74191N/J	TTL	1-17	CR
156-0175-01	X	Fairchild	74191	TTL	1-17	CR
156-0175-02	N	Fairchild Natl Semic Texas Instr	74191PCQR/DCQR DM74191NA+/JA+ SN74191NP3/JP4	TTL	1-17	CR
156-0176-00	N	Fairchild Natl Semic	SL22648 LM309KC	Linear	3-1	CR
156-0177-00	N	Fairchild Motorola Texas Instr	75107APC MC75107P SN74107AN	TTL	1-16	CR
156-0177-01	X	Fairchild	7510A	TTL	1-16	CR
156-0177-02	N	Fairchild Motorola Texas Instr	75107PCQR/DCQR MC75107NDS/JDS SN75107ANP3/JP4	TTL	1-16	CR
156-0178-00	N	Fairchild Natl Semic Signetics Texas Instr	7427PC DM7427N N7427N SN7427N 7427	TTL	1-18	CR
156-0178-01	N	Fairchild	7427PCQR/DCQR	TTL	1-18	CR
156-0178-02	N	Natl Semic Signetics Texas Instr	DM8027NA+/JA+ N7427NB/FB SN7427NP3/JP4	TTL	1-18	CR
156-0179-00	U	Amer Micro Mostek	S4006 MK4006P-6	Mem Sel Guide	LS	CS
156-0179-01	U	Fairchild	MK4006P	Mem Sel Guide	CS	NP
156-0180-00	X	Fairchild Natl Semic Signetics Texas Instr	74S00PC/DC DM74S00N/J N74S00N/F SN74S00N/J	TTL	1-18	CR
156-0180-01	X	Fairchild	74S00	TTL	1-18	CR
156-0180-02	X	Fairchild	74S00	TTL	1-18	CR
156-0180-03	X	Texas Instr	SN74S00N	TTL	1-18	CR
156-0180-04	A	Fairchild Natl Semic Signetics Texas Instr	74S00PCQR/DCQR DM74S00NA+/JA+ N74S00NB/FB SN74S00NP3/JP4	TTL	1-18	CR
156-0181-00	N	Natl Semic Texas Instr	DS8830N/J SN74183N/J	TTL	1-17	CS
156-0182-00	A	Motorola	MC10105P	ECL	1-11	CR
156-0182-01	A	Motorola	10105	ECL	1-11	CR
156-0182-02	A	Motorola	SC22689P105	ECL	1-11	CR
156-0183-00	X	Fairchild	NA747C	Linear	OB	OB
156-0184-00	X	Natl Semic Signetics Texas Instr	9000PC DM74104N N74104A SN29000N	TTL	OB	OB
156-0185-00	X	Texas Instr	SN15862N	TTL	OB	NP
156-0186-00	X	Fairchild ITT Semic Natl Semic Signetics Texas Instr	7403PC ITT7403N DM7403N N7403A SN7403N	TTL	OB	NP
156-0186-01	X	Fairchild	7403	TTL	1-18	NP
156-0186-02	N	Fairchild Natl Semic Signetics Texas Instr	7403PCQR/DCQR DM8003NA+/JA+ N7403NB/FB SN7403NP3/JP4	TTL	1-18	CR
156-0187-00	X	Texas Instr	SN15830N	TTL	OB	CS
156-0189-00	N	Natl Semic Texas Instr	DM74H106N SN74H106N	TTL	OB	CS
156-0189-00	N	Natl Semic Texas Instr	DM74H04N SN74H04N	TTL	OB	CS

PART NUMBER	**ND	VENDOR	VENDOR NO.	TYPE	*PAGE NO.	§§ST
156-0190-00	X	Fairchild Natl Semic Signetics Texas Instr	7450PC DM7450N N7450N SN7450N SN54100	TTL	OB	OB
156-0191-00	X	Texas Instr	SN7489N	Mem Sel Guide	1-5	CR
156-0192-00	N	Texas Instr	7489	Mem Sel Guide	1-5	CR
156-0192-01	U	Texas Instr	SN7489N3	TTL	1-19	CR
156-0192-02	N	Signetics	N74100N	TTL	1-19	CR
156-0193-00	N	Texas Instr	SN74100N	TTL	1-19	CR
156-0193-01	X	Fairchild	74100	TTL	1-19	OT
156-0193-02	N	Fairchild	SN74100NP3/JP4	TTL	1-19	CR
156-0194-00	X	Natl Semic Signetics Texas Instr	7491PC DM7491AN N7491N SN7491AN	TTL	1-19	OB
156-0195-00	X	Texas Instr	SN15835N	TTL	3-2	OB
156-0196-00	X	Fairchild	9020	Array	3-2	OB
156-0197-00	A	Natl Semic Plessey RCA Silicon Gen	LM3146N SL3086 CA3086 SG3886N	Array	3-2	CR
156-0197-01	N	Motorola	CA3086	Array	3-2	CR
156-0197-03	N	Motorola	CA3086	TTL	1-5	CR
156-0198-00	N	Signetics	MC4035P	Mem Sel Guide	1-5	CR
156-0199-00	N	Signetics	N82525N/F 83S25	Op Amp	3-4	CR
156-0199-01	U	Motorola	MC1456P1 MC1456N MC1456	Op Amp	3-4	CR
156-0200-00	A	Motorola	MC1456U	Op Amp	3-4	CR
156-0200-01	U	Natl Semic	DM74L90N/J	TTL	3-4	PP
156-0200-02	A	Texas Instr	SN74L90N/J	TTL	1-15	CR
156-0201-00	N	Motorola	MC4018P 4018P	TTL	1-15	CR
156-0202-00	N	Motorola	MC4018NDS/JDS	TTL	1-15	CR
156-0202-01	N	Motorola	SN7418N	TTL	1-15	DL
156-0202-02	X	Texas Instr	7418	TTL	1-15	NP
156-0203-00	X	Motorola	MC1669L SP1669B 1669L 1669L	ECL	1-11	CR
156-0203-01	X	Plessey	F10102PC/DC MC10102P/L MC10102C/D N10102N/F SN10102N/J	ECL	1-11	CR
156-0204-00	X	Motorola	10102	ECL	1-11	CR
156-0204-01	X	Fairchild	F10102PC/DCQR	ECL	1-11	CR
156-0204-02	X	Motorola	SC22689L102	ECL	1-17	CR
156-0205-00	A	Signetics	10102FB	TTL	1-17	CR
156-0205-01	A	Motorola	MC75325N/J	TTL	1-17	CR
156-0205-02	A	Texas Instr	SN75325N/J	TTL	1-17	CR
156-0206-00	N	Texas Instr	75325	TTL	1-17	NP
156-0206-01	X	Motorola	SN75325NP3/JP4	Linear	3-1	CR
156-0206-02	N	Motorola	MC1440G	Linear	3-1	CR
156-0207-00	U	Silicon Gen	SG8195/3501AJ	Linear	3-1	CR
156-0208-00	N	Elec Arrays	EA3021	Mem Sel Guide	OB	OB
156-0208-01	N	Elec Arrays	EA3304	MOS	OB	OB
156-0209-00	X	Elec Arrays	EA3305-7	MOS	OB	OB
156-0210-00	U	Elec Arrays	EA3310-7	MOS	OB	OB
156-0211-00	U	Elec Arrays	EA3311-7	MOS	OB	OB
156-0212-00	U	Elec Arrays	EA3503-7	Mem Sel Guide	OB	OB
156-0213-00	U	Elec Arrays	EA120	MOS	OB	OB
156-0214-00	X	Elec Arrays	EA1208-2	MOS	OB	OB
156-0215-00	X	Elec Arrays	EA1210-7	MOS	OB	OB
156-0216-00	X	Elec Arrays	9334PC/DC	TTL	OB	CR
156-0217-00	X	Fairchild				
156-0218-00	N	Fairchild				

** NEW DESIGN RECOMMENDATION FROM COMPONENT ENGINEERING:

A = Acceptable
N = Not Recommended
U = Undefined
X = Do Not Use

INTEGRATED CIRCUIT PART NUMBER INDEX (CONT)

TEK PART NUMBER TO VENDOR NUMBER

PART NUMBER	** ND	VENDOR	VENDOR NUMBER	TYPE	* PAGE NO.	\$ ST
156-0218-01	N	Fairchild	9334	TTL	1-19	CR
156-0218-02	N	AMD	9334PCQR/DCQR	TTL		CR
156-0219-00	X	Fairchild AMD Signetics Texas Instr	9318PC/DC 74148PC N74148B SN74148N	TTL		NP
156-0219-01	X		9318	TTL	1-17	NP
156-0219-02	N	AMD	9318PCB2/DCB2	TTL		CR
		Fairchild Texas Instr	9318DCQR SN74148N3/J4			
156-0220-00	N	AMD	93L08PC/DC	TTL		CR
		Fairchild	F93L08PC/DC			
156-0220-01	N		93L08	TTL		CR
156-0221-00	X	Fairchild	74175PC	TTL		NP
		Natl Semic	DM74175N			
		NEC America	μPB74175C			
		Signetics	N74175N			
		Texas Instr	SN74175N			
156-0221-01	X		74175	TTL	1-17	NP
156-0221-02	N	Fairchild	74175PCQR/DCQR	TTL		CR
		Natl Semic	DM74175NA+/JA+			
		Signetics	N74175NB/FB			
		Texas Instr	SN74175NP3/JP4			
156-0222-00	N	Fairchild	74174PC	TTL	1-17	CR
		Natl Semic	DM74174N			
		Signetics	N74174B			
		Texas Instr	SN74174N			
156-0222-01	N		74174	TTL	1-17	CR
156-0222-02	N	Fairchild	74174PCQR/DCQR	TTL	1-17	CR
		Natl Semic	DM8557NA+/JA+			
		Signetics	N74174NB/FB			
		Texas Instr	SN74174NP3/JP4			
156-0222-03	N		74174	TTL	1-17	MP
156-0223-00	A	Intersil	ITS6637	Op Amp	3-4	CR
		Natl Semic	LM308H			
156-0223-01	A		LM308	Op Amp	3-4	CR
156-0224-00	A	Motorola	MC1658L	Spec Funct	1-12 & 2-3	CR
156-0224-01	A	Fairchild	11C58DCQR	Spec Funct	1-12 & 2-3	CR
		Motorola	SC6252BL658			
156-0225-00	X	Motorola	MC1661P/L	ECL		LR
		Plessey	SP1661DP/DG			
156-0226-00	A	Motorola	MC1662P/L	ECL	1-11	CR
		Plessey	SP1662DP/DG			
156-0226-01	A		MC1662L	ECL		CR
156-0226-02	A	Motorola	SC2528L662	ECL	1-11	CR
156-0226-03	A			ECL		SC
156-0227-00	A	Motorola	MC1664P/L	ECL	1-11	CS
		Plessey	SP1664BDP/DG			
156-0227-01	A	Motorola	MC1664L1	ECL	1-11	CR
156-0228-00	A	Plessey	SP1670DG	ECL	1-11	CR
156-0229-00	A	Motorola	MC10109L/P	ECL	1-11	CR
		NEC America	μPB10109C			
		Signetics	10109N/F			
156-0229-01	A	Motorola	MC10109PDS	ECL	1-11	CR
156-0229-02	A			ECL		SC
156-0230-00	A	Fairchild	F10131PC/DC	ECL	1-11	CR
		Motorola	MC10131P/L			
		NEC America	μPB10131PC/DC			
		Signetics	N10131N/F			
156-0230-01	A		10131	ECL	1-11	CR
156-0230-02	A	Motorola	MC10131LDS	ECL		CR
156-0231-00	U	Amer Micro	C08685	MOS		LS
156-0232-00	U	Amer Micro	C08686	MOS		LS
156-0233-00	U	Amer Micro	C08687	MOS		LS
156-0234-00	U	Amer Micro	C08688	MOS		LS
156-0235-00	U	Amer Micro	C08684	MOS		LS
156-0236-00	X	Amer Micro	C01841	Mem Sel Guide		LS
156-0237-00	X	Amer Micro	C01839	Mem Sel Guide		LS
156-0238-00	X	Amer Micro	C01840	MOS		LS
156-0239-00	U	Amer Micro	C01836	MOS		LS
156-0240-00	U	Amer Micro	C01837	MOS		LS
156-0241-00	U	Amer Micro	C01843	MOS		LS
156-0242-00	U	Amer Micro	C01838	MOS		LS
156-0243-00	U	Amer Micro	C01842	MOS		LS

PART NUMBER	** ND	VENDOR	VENDOR NUMBER	TYPE	* PAGE NO.	\$ ST
156-0244-00	X	Intel	1301-0044	Mem Sel Guide		OB
156-0245-00	N	Natl Semic	DM85L60N/J	TTL		CR
		Texas Instr	SN74L192N			
156-0245-01	N		74L192	TTL		CS
156-0246-00	X		1765	MOS		OB
156-0247-00	X	Fairchild	U7B932251X	TTL		OB
156-0248-00	X	Fairchild	74163PC	TTL		NP
		ITT Semic	1TT74163N			
		Natl Semic	DM74163AN			
		Signetics	N74163B			
		Texas Instr	SN74163N			
156-0248-01	X		74163	TTL	1-15	NP
156-0248-02	N	Fairchild	74163PCQR/DCQR	TTL		CR
		Natl Semic	DM74163ANA+/JA+			
		Signetics	N74163NB/FB			
		Texas Instr	SN74163NP3/JP4			
156-0249-00	X	Signetics	N8203N	TTL		LR
156-0249-01	N		8203	TTL		CR
156-0250-00	N	Signetics	N8202N	TTL		CR
156-0250-01	N		8202	TTL		CR
156-0251-00	N	Natl Semic	LM361H	Spec Funct		CR
		Signetics	NE529K			
156-0251-01	N	Natl Semic	LM361H/A+			CR
		Signetics	NE529K			
156-0252-00	A	Fairchild	F10106PC/DC	ECL	1-11	CR
		Motorola	MC10106P/L			
		Signetics	10106B/F			
156-0252-01	X		10106	ECL	1-11	CR
156-0252-02	A	Motorola	SC22689P106	ECL		CR
156-0253-00	X	Motorola	MC1040P	TTL		LR
156-0254-00	X	Signetics	SP391N	TTL		LR
156-0255-00	X	Signetics	SP380N	TTL		LR
156-0255-01	N		SP380A	TTL		CR
156-0256-00	X	Signetics	SP381N	TTL		CR
156-0257-00	X	Fairchild	7444PC	TTL		DL
		Signetics	N7444N/F			
		Texas Instr	SN7444AN/J			
156-0257-01	X		7444	TTL		DL
156-0258-00	X	Motorola	MC1034P	TTL		LR
156-0259-00	A	RCA	CA3083	Array	3-2	CR
		Sprague Elec	ULN2083			
156-0259-01	N		CA3083	Array	3-2	CR
156-0259-02	N	Motorola	CA3083EX	Array	3-2	CR
156-0259-03	A			Array		TC
156-0260-00	A	Fairchild	μA727HC	Op Amp	3-5	CR
156-0261-00	X		74160N	TTL		OB
156-0262-00	U	Signetics	N8205F	TTL		OB
156-0263-00	X	Signetics	2513NX/CM3840	MOS		CM
156-0264-00	A	Fairchild	μA7818UC	Linear	3-1	CR
		Silicon Gen	SG7818CN			
		Signetics	μA78HV18CU			
156-0265-00	X	Motorola	MC1016P	ECL		LR
156-0266-00	A	Motorola	MC1648P/L	Spec Funct	1-11 & 2-3	CR
		Plessey	SP1648BDP/BDG			
156-0266-01	A	Motorola	SC22695P048	Spec Funct	1-12 & 2-3	CR
		Plessey	SP1648			
156-0267-00	N	Cramer/Stle	21452-000	TTL		CR
		Fairchild	29365-001			
		Motorola	56644-000			
		Natl Semic	DM74L30N/J			
		Signetics	77811-000			
		Texas Instr	SN74L30N/J			
156-0267-01	N		74L30	TTL		CR
156-0268-00	N	Fairchild	74L02PC/DC	TTL		CR
		Motorola	SN74L02N/J			
		Natl Semic	DM74L02N/J			
		Signetics	77811-000			
		Texas Instr	SN74L02N/J			

* LACK OF ENTRY IN COLUMN INDICATES ITEM IS NOT LISTED IN MFR/TEK SECTION OF CATALOG. THIS INDICATES ITEM IS OBSOLETE, NOT RECOMMENDED FOR NEW DESIGN, OR OF LIMITED USE (SUCH AS SPECIALIZED CUSTOM MASK).

∞ NOT CURRENT VENDOR.

INTEGRATED CIRCUIT PART NUMBER INDEX (CONT)

TEK PART NUMBER TO VENDOR NUMBER

PART NUMBER	**ND	VENDOR	VENDOR NO.	TYPE	PAGE NO.	**ST
156-0268-01	N	Fairchild	74L02	TTL		CR
156-0269-00	N	Motorola	74H183PC/DC	TTL		CS
		Natl Semic	56644-000			T
		Signetics	58210-000			
		Texas Instr	77811-000			
			SN74H183N/J			
156-0269-01	N	Signetics	74H183N	TTL		CS
156-0270-00	U	Signetics	SP300A			DL
156-0271-00	X	Signetics	SP317A			DL
156-0272-00	X	Signetics	SP384N	TTL		LS
156-0272-01	N		SP384A	TTL		CS
156-0273-00	N	Signetics	N8T13B/F	TTL	1-17	CR
156-0274-00	N	AMD	AM9615PC	TTL	1-17	CR
		Fairchild	9615DC			
156-0274-01	N	Fairchild	9615DCQR	TTL	1-17	CR
156-0275-00	N	AMD	9614DC	TTL	1-17	CR
		Fairchild	SL23900			
156-0275-01	N	Fairchild	9614PCQR/DCQR	TTL	1-17	CR
156-0276-00	N	Texas Instr	SN74LS13N/J	TTL		CS
156-0277-00	A	Fairchild	uA7805UC	Linear	3-1	CR
		Motorola	MC7805CT			
		Natl Semic	LM340T-5			
156-0277-01	A	Fairchild	uA7805UCQR	Linear	3-1	CR
		Motorola	MC7805CTD			
156-0278-00	A	Plessey	SP8630BDP/DG	ECL		LS
156-0279-00	X	Signetics	2513/CM3551N	MOS		DL
156-0279-01	X		2413	MOS		DL
156-0280-00	N	Fairchild	29365-001	TTL		CR
		Motorola	56644-000			
		Natl Semic	DM74L72N/J			
		Signetics	77811-000			
		Texas Instr	SN74L72N/J			
156-0281-00	A	Motorola	SPQ1626	Array	3-2	CR
		RCA	CA3725			
156-0282-00	A	Motorola	MC1660L	ECL	1-11	CR
		Plessey	SP1660B			
156-0282-01	A	Motorola	MC1660L	ECL	1-11	CR
156-0282-02	A	Motorola	SC62528L660	ECL	1-11	CR
		Plessey	SP1660BDG			
156-0284-00	X	Beckman	DD700	TTL		NP
156-0284-01	N	Natl Semic	DS8880N	TTL		NP
			8880			
156-0284-02	X		8880	TTL		DL
156-0284-03	N	Natl Semic	DS8880NA+/JA+	TTL	1-16	CR
156-0285-00	A	Fairchild	SL23300	Linear	3-1	CR
		Motorola	MC7812CT			
		Natl Semic	LM340T-12			
		Signetics	7812CU			
156-0285-01	A	Fairchild	uA7812UCQR	Linear	3-1	CR
		Motorola	MC7812CTD			
156-0285-02	A	Natl Semic	LM340T-12	Linear	3-1	CR
		Silicon Gen	SG7812ACP			
156-0286-00	U		TAA790			CS
156-0287-00	U		709C	Op Amp		CS
156-0288-00	U		1123	Linear		CS
156-0289-00	U	Natl Semic	CD4016CJ	Spec Funct	2-3	CR
		RCA	CD4016AY			
156-0289-01	A		4016	Spec Funct	2-3	CR
156-0289-02	A	Natl Semic	MM4016CJ/A+	Spec Funct	2-3	CR
		RCA	CD4016BFX			
156-0290-00	X		U6A902259X	TTL		OB
156-0291-00	N	AMD	2102	Mem Sel Guide	1-6	CR
		Fairchild	2102FDC/PC			
		Intel	2102			
		Intersil	IM7552CDE			
		Natl Semic	2102AN			
		Signetics	2102N			
156-0291-01	N	AMD	2102	Mem Sel Guide	1-6	CR
		Fairchild	2102FDC/PC			
		Intel	2102			
		Intersil	IM7552CDE			
		Natl Semic	MM2102AN			
		Signetics	2102N			

PART NUMBER	**ND	VENDOR	VENDOR NO.	TYPE	PAGE NO.	**ST
156-0292-00	N	Kierulff	46307-001	TTL		CR
		Natl Semic	DM74L02N/J			
		Texas Instr	SN74L04N/J			
156-0292-01	N		74L04	TTL		CR
156-0293-00	U	Elec Arrays	EA4000	MOS		DL
156-0293-01	U		EA4000	MOS		NP
156-0293-03	U		EA4000	MOS		DL
156-0294-00	U	Elec Arrays	EA4000	MOS		DL
156-0294-01	U		EA4000	MOS		DL
156-0294-02	U		EA2000	MOS		LR
156-0294-03	U		EA4000	MOS		NP
156-0295-00	A	Motorola	MC10107	ECL	1-11	CR
		NEC America	NPB10107D			
156-0295-01	X		10107	ECL		CR
156-0295-02	A	Motorola	MC10107P1	ECL	1-11	CR
156-0296-00	X	Elec Arrays	EA42267A-SG	Mem Sel Guide		LS
156-0296-01	X		EA4001			NP
156-0296-01	N	Fairchild	7421PC	TTL	1-18	CR
156-0297-00	X	Signetics	N7421N			
156-0297-01	N		7421	TTL	1-18	CR
156-0297-02	N	Fairchild	7421PCQR/DCQR	TTL	1-18	CR
		Signetics	N7421NB/FB			
156-0298-00	N		N8T20N/F	TTL		CR
156-0298-01	X		N8T20B	TTL		NP
156-0299-00	N	Fairchild	74150PC	TTL	1-15	CR
		ITT Semic	ITT74150N			
		Natl Semic	DM74150N			
		Signetics	N74150N			
		Texas Instr	SN74150N			
156-0299-01	N		74150	TTL	1-15	CR
156-0299-02	N	Fairchild	74150PCQR/DCQR	TTL	1-15	CR
		Natl Semic	DM74150NA+/JA+			
		Signetics	N74150NB/FB			
		Texas Instr	SN74150NP3/JP4			
156-0300-00	X	Signetics	2513N/CM3441	MOS		DL
156-0301-00	X	Fairchild	74166PC	TTL		NP
		Natl Semic	DM74166N			
		Signetics	N74166N			
		Texas Instr	SN74166N			
156-0301-00	X		74166	TTL		NP
156-0301-02	N	Fairchild	74166PC/DC	TTL	1-20	CR
		Natl Semic	DM74166NA+/JA+			
		Signetics	N74166NB/FB			
		Texas Instr	SN74166NP3/JP4			
156-0302-00	A	Fairchild	75452BTC	TTL	1-17	CR
		Natl Semic	DS75452N/J			
		Texas Instr	SN75452BP			
156-0302-01	X		75452	TTL		CR
156-0302-02	A	Fairchild	75452PCQR/DCQR	TTL	1-17	CR
		Natl Semic	DS75452NA+/JA+			
		Texas Instr	SN75452NP3/JP4			
156-0303-00	X	Fairchild	74S03PC	TTL		NP
		Natl Semic	DM74S03N			
		Signetics	N74S03A			
		Texas Instr	SN74S03N			
156-0303-01	A	Fairchild	74S03PCQR/DCQR	TTL	1-18	CR
		Natl Semic	DM74S03NA+/JA+			
		Signetics	N74S03NB/FB			
		Texas Instr	SN74S03NP3/JP4			
156-0304-00	X	Fairchild	74S20PC	TTL		NP
		Natl Semic	DM74S20N			
		Signetics	N74S20N			
		Texas Instr	SN74S20N			
156-0304-01	X		74S20	TTL		NP
156-0304-02	A	Fairchild	74S20DCQR/PCQR	TTL	1-18	CR
		Natl Semic	DM74S20NA+/JA+			
		Signetics	N74S20NB/FB			
		Texas Instr	SN74S20NP3/JP4			
156-0305-00	A	AMD	AM27S18CD	Mem Sel Guide	1-7	CR

** NEW DESIGN RECOMMENDATION FROM COMPONENT ENGINEERING:

A = Acceptable
N = Not Recommended
U = Undefined
X = Do Not Use

INTEGRATED CIRCUIT PART NUMBER INDEX (CONT)

TEK PART NUMBER TO VENDOR NUMBER

PART NUMBER	** ND	VENDOR	VENDOR NO.	TYPE	* PAGE NO.	§§ ST
156-0305-01	U		27LS08			CM
156-0305-02						NP
156-0305-03	A	Fairchild	3814DC	MOS	1-13	CS
156-0306-00	A	Motorola	MC1692L	ECL	1-12	LR
156-0307-00		Plessey	SP1692DG			CR
156-0307-01	A	Motorola	MC1692L1	ECL	1-12	CR
		Plessey	1692DG			
156-0308-00	A	Motorola	MC10115P/L	ECL	1-12	CR
		Signetics	10115			
156-0308-01	X		10115	ECL		CR
156-0308-02	A	Motorola	MC10115L	ECL	1-12	CR
		Plessey	SP10115E			
156-0308-03	A	Signetics	10115FJ	ECL	1-12	CR
		Motorola	SC22689P115			
		Signetics	10115FB			
156-0308-04	A	Motorola	MC10115P1	ECL	1-12	CR
		Signetics	10115N			
156-0309-00	N	AMD	93L00PC	TTL		EN
		Fairchild	F93L00PC			
156-0310-00	N	AMD	93L28PC	TTL	1-20	CR
		Fairchild	F93L28PC			
156-0310-01	N		U7/B93L2859X	TTL		CR
156-0310-02	N		93L28	TTL	1-20	MP
156-0311-00	X	Fairchild	7497PC/DC	TTL		NP
		Texas Instr	SN7497N			
156-0311-01	X		7497	TTL		NP
156-0311-02	N	Fairchild	7497DCQR	TTL	1-15	CR
		Texas Instr	SN7497JP4			
156-0312-00	A	Fairchild	uA7815UC	Linear	3-1	CR
		Motorola	MC7815CT			
		Natl Semic	LM40T-15			
		Silicon Gen	SG7815CP			
156-0312-01	X		uA7815UC	Linear		DL
156-0313-00	A	Natl Semic	DS75454N/J	TTL	1-17	CR
		Texas Instr	SN75454P/JG			
156-0313-01	X		75454	TTL		CR
156-0313-02	A	Natl Semic	DM75454NA+/JA+	TTL	1-17	CR
		Texas Instr	SN75454PP3/JP4			
156-0314-00	N	Fairchild	93L21PC/DC	TTL		CR
156-0315-00	N	Natl Semic	DM/SN74184	TTL	1-14	CR
		Texas Instr	SN74184N			
156-0315-01	N		74184	TTL	1-14	CS
156-0315-02	N	Natl Semic	DM74185NA+/JA+	TTL	1-14	CR
		Texas Instr	SN74184NP3/JP4			
156-0316-00	A	Motorola	MC10125P	ECL	1-11	CR
156-0316-01	A		10125	ECL		CR
156-0316-02	A	Motorola	MC10125L	ECL	1-11	CR
		Signetics	10125FJ			
156-0316-03	A	Motorola	SC22689P125	ECL	1-11	CR
		Signetics	10125FB			
156-0316-04	A	Motorola	SC22689L125	ECL	1-11	CR
156-0317-00	A	Analog Devc	AD40060	Op Amp	3-3	CR
		Harris	HA2-2625-5			
156-0317-01	A		HA2625	Op Amp		CR
156-0317-02	A	Harris	HA2-2625B0796	Op Amp	3-3	CS
156-0317-03	A		HA2625	Op Amp	3-3	CR
156-0318-00	N	Fairchild	74H87DC	TTL		CR
		Motorola	MC74H87P			
		Texas Instr	SN74H87N/J			
156-0318-01	X		74H87	TTL		CM
156-0320-00	X	Fairchild	74S11PC	TTL		NP
		Natl Semic	DM74S11N			
		Signetics	N74S11N			
		Texas Instr	SN74S11N			
156-0320-01	X		74S11	TTL		NP
156-0320-02	X	Texas Instr	SN91340N/J	TTL		CR
156-0320-03	A	Fairchild	74S11PCQR/DCQR	TTL	1-18	CR
		Signetics	N74S11NB/FB			
		Texas Instr	SN74S11NP3/JP4			
156-0321-00	X	Fairchild	74S10PC	TTL		NP
		Natl Semic	DM74S10N			
		Signetics	N74S10A			
		Texas Instr	SN74S10N			

PART NUMBER	** ND	VENDOR	VENDOR NO.	TYPE	* PAGE NO.	§§ ST
156-0321-01	X		74S10	TTL		NP
156-0321-02	A	Fairchild	N74S10PCQR/DCQR	TTL	1-18	CR
		Natl Semic	DM74S10NA+/JA+			
		Signetics	74S10NB/FB			
		Texas Instr	SN74S10NP3/JP4			
156-0322-00	X	Signetics	N82S41N	TTL		DL
156-0323-00	X	Fairchild	74S04PC	TTL		NP
		Natl Semic	DM74S04N			
		Signetics	N74S04N			
		Texas Instr	SN74S04N			
156-0323-01	X		74S04	TTL		NP
156-0323-02	A	Fairchild	74S04PCQR/DCQR	TTL	1-14	CR
		Natl Semic	DM74S04NA+/JA+			
		Signetics	N74S04NB/FB			
		Texas Instr	SN74S04NP3/JP4			
156-0323-03	X		74S04	TTL		DL
156-0324-00	X	AMD	SN74S151N	TTL		NP
		Fairchild	74S151PC			
		Natl Semic	DM74S151N			
		Signetics	N74S151B			
		Texas Instr	SN74S151N			
156-0324-01	X		74S151	TTL		NP
156-0324-02	X	Texas Instr	SN84980N	TTL		CR
156-0324-03	A	AMD	SN74S151NB/JB			CR
		Fairchild	N74S151DCQR/PCQR			
		Natl Semic	DM74S151NA+/JA+			
		Signetics	N74S151NB/FB			
		Texas Instr	SN74S151NP3/JP4			
156-0325-00	X	AMD	SN74S153N/J	TTL		NP
		Fairchild	74S153PC/DC			
		Natl Semic	DM74S153N/J			
		Signetics	N74S153N/J			
		Texas Instr	SN74S153N/J			
156-0325-01	X		74S153N	TTL		NP
156-0325-02	A	AMD	SN74S153JB	TTL	1-15	CR
		Fairchild	74S153DCQR			
		Signetics	N74S153FB			
		Texas Instr	SN74S153JP3			
156-0326-00	X	AMD	SN74S195N/J	TTL		NP
		Fairchild	74S195PC/DC			
		Natl Semic	DM74S195N/J			
		Signetics	N74S195N/F			
		Texas Instr	SN74S195N/J			
156-0326-01	X		74S195	TTL		NP
156-0326-02	A	AMD	SN74S195NB/JB	TTL	1-20	CR
		Natl Semic	DM74S195NA+			
		Signetics	N74S195NB/FB			
		Texas Instr	SN74S195NP3/JP4			
156-0326-03	X	AMD	SN74S195JB	TTL		CR
		Natl Semic	DM74S195JA+			
		Texas Instr	SN74S195JP4			
156-0327-00	N	AMD	93L14DC	TTL		CR
		Fairchild	93L14DC			
156-0327-01	N		93L14	TTL		CR
156-0328-00	A	Natl Semic	MH0026CN	MOS	1-13	CR
156-0328-01	X	Natl Semic	DS0026CN	MOS		LD
156-0329-00	A	AMD	AM2802PC	MOS	1-13	PP
156-0330-00	X	Harris	HD1-4CS0-9	CMOS		NP
		Motorola	MC14050BCL			
		RCA	CD4050BF			
156-0330-01	X		4050	CMOS		NP
156-0330-02	A	Motorola	MC14050BCLD	CMOS	1-9	CR
		RCA	CD4050BFX			
156-0331-00	X	Fairchild	74S74PC/DC	TTL		NP
		Natl Semic	DM74S74N/J			
		Signetics	N74S74N/F			
		Texas Instr	SN74S74N/J			
156-0331-01	X		74S74	TTL		NP

*LACK OF ENTRY IN COLUMN INDICATES ITEM IS NOT LISTED IN MFR/TEK SECTION OF CATALOG. THIS INDICATES ITEM IS OBSOLETE, NOT RECOMMENDED FOR NEW DESIGN, OR OF LIMITED USE (SUCH AS SPECIALIZED CUSTOM MASK).

• NOT CURRENT VENDOR.

INTEGRATED CIRCUIT PART NUMBER INDEX (CONT)

TEK PART NUMBER TO VENDOR NUMBER

PART NUMBER	** ND	VENDOR	VENDOR NO.	TYPE	* PAGE NO.	§§ ST
156-0331-02	X	Fairchild	9S74DC/74S74DC	TTL		CR
156-0331-03	A	Texas Instr	SN38624J	TTL	1-17	CR
156-0332-00	X	Motorola	SN74S74NP3	ECL		LR
156-0333-00	X	Plessey	MC1011P	Spec Funct		LS
156-0333-01	X	Motorola	MC1650L	Spec Funct		DL
156-0334-00	X	Plessey	SP1650DG			
156-0335-00	N	Motorola	MC1666L	ECL		DL
156-0335-01	N	Natl Semic	LH0042CH	Op Amp		CR
156-0335-01	N		LH0042CH	Op Amp		CR
156-0336-00	N	Signetics	N8234N/F	TTL	1-15	CR
156-0336-01	N	Signetics	N8234NB/FB	TTL	1-15	CR
156-0336-02	N		8234	TTL	1-15	
156-0337-00	X	Mono Mem	MM6055	TTL		DL
156-0338-00	X	Natl Semic	DS0025CN	MOS		CS
156-0339-00	N	Natl Semic	DM8599N	Mem Sel Guide	1-5	CR
156-0339-01	N		8599			CR
156-0339-02	N	Natl Semic	8599			CR
156-0340-00	N	Signetics	N74190N/J	TTL	1-15	CS
156-0340-00	N	Texas Instr	SN74190N/J			
156-0340-01	N		74190	TTL	1-15	CS
156-0340-02	N	Texas Instr	SN74190NP3/JP4	TTL	1-15	CR
156-0341-00	X	Fairchild	75453BTC	TTL		NP
156-0341-00	X	Natl Semic	LM75453N/J			
156-0341-00	X	Texas Instr	SN75453BP/BJG			
156-0341-01	X		75454	TTL		NP
156-0341-02	A	Natl Semic	LM75453NA+/JA+	TTL	1-17	CR
156-0342-00	A	Texas Instr	SN75453PP3/JGP4			
156-0342-00	A	Dionics	DI-297N	Spec Funct		LS
156-0343-00	A	Motorola	MC1668L	ECL	1-12	CR
156-0343-00	A	Plessey	SP1668DG			
156-0344-00	X	Motorola	MC1043P	ECL		LR
156-0345-00	N	Natl Semic	DM74185AN	TTL	1-14	CR
156-0345-01	N	Texas Instr	SN74185AN			
156-0345-01	N		74185	TTL	1-14	CR
156-0345-02	N	Natl Semic	DM74185NA+/JA+	TTL	1-14	CR
156-0345-02	N	Texas Instr	SN74185NP3/JP4			
156-0346-00	X	Intel	1602A	Mem Sel Guide		LR
156-0347-00	X	Texas Instr	SN74147N/J	TTL		NP
156-0347-01	X		74147	TTL		NP
156-0347-02	N	Natl Semic	DM74147NA+/JA+	TTL	1-17	CR
156-0347-02	N	Texas Instr	SN74147NP3/JP3			
156-0348-00	A	Motorola	MC1663L	ECL	1-11	OT
156-0349-00	N	Plessey	SP1663DG			
156-0349-00	N	Motorola	MC14001UBCL	CMOS	1-9	CR
156-0349-01	N	Natl Semic	CD4001CJ			
156-0349-01	N	Fairchild	34001BDC	CMOS	1-9	CR
156-0349-02	X		4001A	CMOS		CR
156-0349-03	N	Motorola	MC14001UBCLD	CMOS	1-9	CR
156-0349-04	N	RCA	CD4001UBFX			
156-0349-05	X	Motorola	4001B	CMOS		CS
156-0349-05	X	Natl Semic	MC14001BCL	CMOS		NP
156-0349-05	X	RCA	CD4001BCJ			
156-0349-06	A	Motorola	MC14001BCLD	CMOS	1-9	CR
156-0349-06	A	Natl Semic	CD4001BCJ/A+			
156-0350-00	N	RCA	CD4001BFX			
156-0350-00	N	Mitel Semic	SIL4011UBF	CMOS	1-9	CR
156-0350-00	N	Motorola	MC14011UBCL			
156-0350-01	N	Fairchild	4011BDC	CMOS	1-9	CR
156-0350-02	N	Motorola	MC14011UBCLD	CMOS	1-9	CR
156-0350-03	N	RCA	CD4011BFX			
156-0350-03	N	Fairchild	4011BDCQR	CMOS		CS
156-0350-04	X	Motorola	MC14011BCL	CMOS		NP
156-0350-04	X	Natl Semic	CD4011BCJ			
156-0350-04	X	RCA	CD4011BF			
156-0350-05	A	Motorola	MC14011BCLD	CMOS	1-9	CR
156-0350-05	A	Natl Semic	CD4011BCJA+			
156-0350-06	X	RCA	CD4011BFX			
156-0350-06	X	Motorola	MC14011BCLD	CMOS		DL
156-0350-06	X	RCA	CD4011BFX			
156-0351-00	X	Fairchild	9341PC/DC	TTL		NP
156-0351-00	X	Natl Semic	DM74181N/J			
156-0351-00	X	Signetics	N74181N			
156-0351-00	X	Texas Instr	SN74181N/J			

**NEW DESIGN RECOMMENDATION FROM COMPONENT ENGINEERING:

A = Acceptable
N = Not Recommended
U = Undefined
X = Do Not Use

INTEGRATED CIRCUIT PART NUMBER INDEX (CONT)

TEK PART NUMBER TO VENDOR NUMBER

PART NUMBER	** ND	VENDOR	VENDOR NO.	TYPE	* PAGE NO.	§§ ST
156-0372-00	N	Motorola	MC4022P	TTL		CR
156-0373-00	N	Fairchild Signetics Texas Instr	74298PC/DC N74298N/J SN74298N/J 74298	TTL	1-15	CR
156-0373-01	N			TTL	1-15	CR
156-0373-02	N	Fairchild Signetics Texas Instr	74298PCQR/DCQR N74298NB/FB SN74298NP3/JP4	TTL	1-15	CR
156-0374-00	N	Natl Semic Signetics Texas Instr	DM7428N N7428A SN7428N	TTL		NP
156-0374-01	X		7428	TTL		NP
156-0374-02	N	Signetics Texas Instr	N7428ANB/FB SN7428NP3/JP4	TTL	1-14	CR
156-0375-00	X	Fairchild	9307PC	TTL		DL
156-0376-00	X	AMD Fairchild Natl Semic Signetics Texas Instr	SN74LS195AN/AJ 74LS195APC/ADC DM74LS195AN/AJ 74LS195AN/AF SN74LS195AN/AJ	TTL		NP
156-0376-01	A	AMD Fairchild Motorola Signetics Texas Instr	SN74LS195NB2/JB2 74LS195APCQR/DCQR SN74LS195NDS/JDS N74LS195ANB/FB SN74LS195NP3/JP4	TTL	1-20	CR
156-0377-00	A	Fairchild Motorola Plessey Signetics	11C06DC SC22967L SP1690S 2530N 2530N	ECL	1-11	CR
156-0378-00	X	Signetics	2530N	MOS		DL
156-0378-01	U		2530N	MOS		NP
156-0378-02	U		2530N	MOS		LS
156-0379-00	N	Signetics	N8T06N/F	TTL	1-16 & 17	CR
156-0379-01	X		8T06N	TTL		DL
156-0379-02	A	Signetics	N8T06NB/FB	TTL	1-16 & 17	CR
156-0380-00	X	Hamilton-Av Intel Micro Sys	B1702A B1702A MIL1702A	Mem Sel Guide		LR
156-0381-00	X	Fairchild Motorola Natl Semic Signetics Texas Instr	74LS86PC/DC SN74LS86N/J DM74LS86N/J N74LS86N/F SN74LS86N/J	TTL		NP
156-0381-01	X		74LS86	TTL		NP
156-0381-02	A	Fairchild Motorola Natl Semic Signetics Texas Instr	74LS86PCQR/DCQR SN74LS86NDS/JDS DM74LS86NA+/JA+ N74LS86NB/FB SN74LS86NP3/JP4	TTL	1-18	CR
156-0382-00	X	Fairchild Motorola Natl Semic Signetics Texas Instr	74LS00PC/DC SN74LS00N/J DM74LS00N/J N74LS00N/F SN74LS00N/J	TTL		NP
156-0382-01	X		74LS00	TTL		NP
156-0382-02	A	Fairchild Motorola Natl Semic Signetics Texas Instr	74LS00PCQR/DCQR SN74LS00NDS/JDS DM74LS00NA+/JA+ N74LS00NB/FB SN74LS00NP3/JP4	TTL	1-18	CR
156-0383-00	X	Fairchild Motorola Natl Semic Signetics Texas Instr	74LS02PC/DC SN74LS02N/J DM74LS02N N74LS02N/F SN74LS02N/J	TTL		NP
156-0383-01	X		74LS02	TTL		NP
156-0383-02	A	Fairchild Motorola Signetics Texas Instr	74LS02PCQR/DCQR SN74LS02NDS/JDS N74LS02NB/FB SN74LS02NP3/JP4	TTL	1-18	CR
56-0384-00	N	Fairchild Motorola Natl Semic Signetics Texas Instr	74LS03PC/DC SN74LS03N/J DM74LS03N/J N74LS03N/F SN74LS03N/J	TTL	1-18	CR

PART NUMBER	** ND	VENDOR	VENDOR NO.	TYPE	* PAGE NO.	§§ ST
156-0384-01	X		74LS03	TTL		NP
156-0384-02	A	Fairchild Motorola Natl Semic Texas Instr	74LS03PCQR/DCQR SN74LS03NDS/JDS 74LS03NA+/JA+ SN74LS03NP3/JP4	TTL	1-18	CR
156-0385-00	X	Fairchild Motorola Natl Semic Signetics Texas Instr	74LS04PC/DC SN74LS04N/G DM74LS04N/J N74LS04N/F SN74LS04N/J	TTL		NP
156-0385-01	X		SN74LS04N	TTL		NP
156-0385-02	A	Fairchild Motorola Natl Semic Signetics Texas Instr	SL82115 SN74LS04NDS/JDS DM74LS04NA+/JA+ N74LS04NB/FB SN74LS04NP3/JP4	TTL	1-14	CR
156-0386-00	X	Fairchild Natl Semic Signetics Texas Instr	74LS10PC/DC DM74LS10N/J N74LS10N/F SN74LS10N/J	TTL		NP
156-0386-01	X		74LS10	TTL		NP
156-0386-02	A	Fairchild Motorola Natl Semic Signetics Texas Instr	74LS10PCQR/DCQR SN74LS10NDS/JDS DM74LS10NA+/JA+ N74LS10NB/FB SN74LS10NP3/JP4	TTL	1-18	CR
156-0387-00	X	Fairchild Natl Semic Signetics Texas Instr	74LS73PC/DC DM74LS73N/J N74LS73N/F SN74LS73N/J 74LS73	TTL		NP
156-0387-01	X		74LS73	TTL		NP
156-0387-02	A	Motorola Natl Semic Signetics Texas Instr	SN74LS73ANDS DM74LS73N/A+ N74LS73NB/FB SN74LS73NP3	TTL	1-17	CR
156-0388-00	X	Fairchild Motorola Natl Semic Signetics Texas Instr	74LS74PC/DC SN74LS74N/J DM74LS74N/J N74LS74N SN74LS74N/J	TTL		NP
156-0388-01	X		74LS74	TTL		NP
156-0388-02	X		74LS74	TTL	1-17	NP
156-0388-03	A	Fairchild Motorola Texas Instr	74LS74APCQR/DCQR SN74LS74ANDS/JDS SN74LS74ANP3/JP4	TTL	1-17	CR
156-0388-04	N	Fairchild Signetics Texas Instr	74LS74D N74LS74F SN74LS74J	TTL		CM
156-0389-00	N	Fairchild Natl Semic Signetics Texas Instr	74LS95PC/DC DM74LS95N/J N74LS95N/F SN74LS95NB/J	TTL	1-20	CR
156-0389-01	N		74LS95	TTL	1-20	CR
156-0389-02	A	Signetics Texas Instr	N74LS96NB/FB SN74LS95NP3/JP4	TTL	1-20	CR
156-0390-00	N	Fairchild Natl Semic Signetics Texas Instr	74LS155PC/DC DM74LS155N/J N74LS155N/F SN74LS155N/J	TTL	1-16	CR
156-0390-01	N		74LS155	TTL	1-16	CR
156-0390-02	A	Fairchild Motorola Natl Semic Signetics Texas Instr	74LS155PCQR/DCQR SN74LS155NDS/JDS DM74LS155NA+/JA+ N74LS155NB/FB SN74LS155NP3/JP4	TTL	1-16	CR
156-0391-00	X	AMD Fairchild Motorola Natl Semic Signetics Texas Instr	SN74LS174N/J 74LS174PC/DC 74LS174N/J DM74LS174N/J N74LS174N/F SN74LS174N/J	TTL		NP

* LACK OF ENTRY IN COLUMN INDICATES ITEM IS NOT LISTED IN MFR/TEK SECTION OF CATALOG. THIS INDICATES ITEM IS OBSOLETE, NOT RECOMMENDED FOR NEW DESIGN, OR OF LIMITED USE (SUCH AS SPECIALIZED CUSTOM MASK).

- NOT CURRENT VENDOR

INTEGRATED CIRCUIT PART NUMBER INDEX (CONT)

TEK PART NUMBER TO VENDOR NUMBER

PART NUMBER	**ND	VENDOR	VENDOR NO.	TYPE	*PAGE NO.	§§ST
156-0391-01	X	Motorola Texas Instr AMD Fairchild Natl Semic Signetics Texas Instr	74LS174	TTL	1-17	NP
156-0391-02	A		SN74LS174NDS/JDS	TTL		CR
156-0392-00	X	AMD Fairchild Natl Semic Signetics Texas Instr	SN74LS175N/J	TTL		NP
			74LS175PC/DC			
156-0392-01	X	AMD	AM25LS175PC/DC	TTL		NP
156-0392-02	X	Raytheon	AM25LS175J/PC	TTL		NP
156-0392-03	A	AMD Fairchild Motorola Natl Semic Signetics Texas Instr	74LS175	TTL	1-17	CR
			SN74LS175NB/JB	TTL		
156-0393-00	X	MOS Tech	MTC 2517-3	MOS	1-15	LS
156-0394-00	X	MOS Tech	MCS 1020	MOS		LS
156-0395-00	N	Texas Instr	SN7490AN/J	TTL	1-15	CR
156-0395-01	N	Texas Instr	SN7490ANP3/JP3	TTL		CR
156-0396-00	X	Natl Semic Signetics	DM8094N/J	TTL		NP
			N74126N/F			
156-0396-01	X	Natl Semic Natl Semic Texas Instr	DM8094	TTL	1-14	NP
156-0396-02	N		DM8094NA+/JA+	TTL		CR
156-0397-00	N	Natl Semic Texas Instr	DM8121N/J	TTL	1-15	CR
			SN74251N/J	TTL		
156-0397-01	N		DM8121N	TTL	1-15	CR
				TTL		
156-0397-02	N	Natl Semic Texas Instr	DM74251NA+/JA+	TTL	1-20	CR
			74251NP3/JP4	TTL		CR
156-0398-00	N	Natl Semic	DM8551N/J	TTL	1-5	CR
156-0398-01	N		8551	TTL		CR
156-0398-02		Natl	DM8551NA+/JA+			CR
156-0399-00	N	Natl Semic	DM8599N	Mem Sel Guide	1-5	CR
156-0399-02	N	Natl Semic	DM8599N	Mem Sel Guide		CR
156-0400-00	A	Motorola	MC1436CG	Op Amp	3-5	CS
156-0401-00	X	Gen Instr Signetics	RO-3-2513	MOS		CS
			2513N/CM6330			
156-0401-01	U		2513	MOS	2-3	CR
156-0402-00	A	Natl Semic Silicon Gen	LM555CN	Spec Funct		CR
			SG555CM/CY			
156-0402-01	A		NE555	Spec Funct	2-3	CR
156-0402-02	A	Natl Semic	LM555CN/A+	Spec Funct		CR
156-0402-03	A	Natl Semic	LM555CJ	Spec Funct	2-3	CR
156-0402-04						SC
156-0402-05						SC
156-0403-00	X	Fairchild Natl Semic Signetics Texas Instr	74S05PC/DC	TTL	1-14	NP
			DM74S05N/J	TTL		CR
			N74S05N/F			
			SN74S05N/J			
156-0403-01	X		74S05	TTL	1-14	NP
156-0403-02	A	Fairchild Natl Semic Signetics Texas Instr	74S05PCQR/DCQR	TTL		CR
			DM74S05NA+/JA+			
			N74S05NB/FB			
			SN74S05NP3/JP4			
156-0404-00	X	Fairchild Natl Semic Signetics Texas Instr	74S22PC/DC	TTL	1-18	NP
			DM74S22N/J	TTL		CR
			N74S22N/F			
156-0404-01	A	Texas Instr	SN74S22N/J	TTL		CR
156-0405-00	X	Fairchild Motorola Natl Semic Signetics	9502PC/DC	TTL		NP
			MC9602P/L			
			DM9602N/J			
			N9602N/F			
156-0405-01	X		9602	TTL		NP
156-0405-02	X		9602	TTL	1-19	NP
156-0405-03	N	Fairchild Motorola Natl Semic Signetics	9602PCQR/DCQR	TTL		CR
			MC9602PDS/LDS			
			DM9602NA+/JA+			
			N9602NB/FB			
156-0406-00	N	Natl Semic	DM8090N/J	TTL		CR
156-0406-01						CR
156-0406-06						MP
156-0407-00	A	Motorola	MC1495L	Linear	3-1	CR
156-0407-01	N		1495L	Linear		CR

PART NUMBER	**ND	VENDOR	VENDOR NO.	TYPE	*PAGE NO.	§§ST
156-0407-02	N	Motorola	MC1495LDS	Linear	3-1	CR
156-0408-00	X	Mostek	MK5002P	MOS		DL
156-0409-00	A	Mostek	MK5007P	MOS	1-13	CR
156-0410-00	A	Mostek	MK5009P	MOS		CR
156-0410-01	X		MK5009	MOS		DL
156-0411-00	A	Natl Semic NEC America RCA	LM339N	Spec Funct	2-3	CR
			PC339C			
			CA339G			
156-0411-01	A		339N	Spec Funct	2-3	CR
156-0411-02	A	Motorola Silicon Gen Texas Instr	LM339JDS	Spec Funct		CR
			SG10203/339J			
			LM339J			
156-0412-00	X	AMD Fairchild Natl Semic Signetics Texas Instr	SN74LS193N	TTL		NP
			74LS193PC/DC			
			DM74LS193N/J			
			N74LS193N/F			
			SN74LS193N/J			
156-0412-01	X		74LS193	TTL	1-15	NP
156-0412-02	A	Fairchild Motorola Natl Semic Signetics Texas Instr	74LS193DCQR/PCQR	TTL		CR
			SN74LS193NDS/JDS			
			DM74LS193NA+/JA+			
			N74LS193NB/FB			
			SN74LS193NP3/JP4			
156-0413-00	X	Fairchild Signetics Texas Instr	74S132PC/DC	TTL	1-18	NP
			N74S132A			
156-0413-01	X		SN74S132N/J	TTL		NP
156-0413-02	A	Natl Semic Signetics Texas Instr	SN74S132N	TTL		
			74S132DCQR/PCQR			
			N74S132NB/FB			
			SN74S132NP3/JP4			
156-0414-00	X	Harris	H11-1800-5	CMOS		DL
156-0415-00	X	CPS, Inc. Funct Mods Hybrid Sys Zeltex	411-12BIN-I	Spec Funct		NP
			411-12-BIN-I			
			DAC-411			
			Z50249			
156-0415-01	X		411-12-BIN-I	Linear		NP
156-0415-02						SC
156-0416-00	X	Signetics	N8243N	TTL		DL
156-0418-00	X	Fairchild Natl Semic Signetics Texas Instr	74S30PC/DC	TTL		NP
			DM74S30N/J			
			N74S30N/F			
			SN74S30N/J			
156-0418-01	A	Fairchild Natl Semic Texas Instr	SL81936	TTL	1-18	CR
			DM74S30NA+/JA+			
			SN74S30NP3/JP4			
156-0419-00	X	Fairchild Natl Semic Signetics Texas Instr	74S140PC/DC	TTL		NP
			DM74S140N/J			
			N74S140N/F			
			SN74S140N/J			
156-0419-01	X		SN74S140N	TTL	1-16	NP
156-0419-02	A	Fairchild Natl Semic Signetics Texas Instr	74S140PCQR/DCQR	TTL		CR
			DM74S140NA+/JA+			
			N74S140NB/FB			
			SN74S140NP3/JP4			
156-0420-00	A	Hamilton-Av Natl Semic Fairchild	LM321H	Op Amp	3-4	CR
			LM321H			
156-0421-00	X		3341DC	MOS		EN
156-0422-00	X	AMD Fairchild Natl Semic Signetics Texas Instr	SN74LS191N/J	TTL		NP
			74LS191PC/DC			
			DM74LS191N/J			
			N74LS191N/F			
			SN74LS191N/J			
156-0422-01	X		74LS191	TTL	1-15	NP
156-0422-02	A	AMD Fairchild Motorola Signetics Texas Instr	SN74LS191NB	TTL		CR
			74LS191PCQR/DCQR			
			SN74LS191NDS/JDS			
			N74LS191NB/FB			
			SN74LS191NP3/JP4			
156-0423-00	X	Gen Instr Signetics	RO-3-2513			CR
			2513N/CM8180			
156-0423-01	X		2513N			CR
156-0424-00	X	ITT Signetics Texas Instr	ITT7433N	TTL		NP
			N7433A			
			SN7433N			

** NEW DESIGN RECOMMENDATION FROM COMPONENT ENGINEERING:

A = Acceptable
N = Not Recommended
U = Undefined
X = Do Not Use

INTEGRATED CIRCUIT PART NUMBER INDEX (CONT)

TEK PART NUMBER TO VENDOR NUMBER

PART NUMBER	** ND	VENDOR	VENDOR NO.	TYPE	* PAGE NO.	§§ ST
156-0424-01	N	Signetics Texas Instr Nat'l Semic =Texas Instr	7433	TTL	1-14	CR
156-0424-02	N		N7433NB/FB	TTL		CR
156-0425-00	U	=Texas Instr	SN7433NP3/JP4	TTL		CR
			DM74S288ASX/N			
			TBP18S030			
156-0426-00	N	Amer Micro	S6800E	Multi Funct	1-2	CR
		Fairchild	F6800DS			
		Motorola	MC6800S			
156-0426-01	N	AMI	6800	Multi Funct	1-2	CR
156-0426-02	X		6800	Multi Funct		DL
156-0426-03	X	Motorola	SC67013LK	Multi Funct	1-2	OT
156-0426-04	N	Amer Micro	S68800	Multi Funct		CR
		Motorola	MC688B00L			
156-0426-05	N	Motorola	MC6800LD	Multi Funct	1-2	CR
156-0427-00	N	Amer Micro	S6820P/E	Multi Funct		CR
		Fairchild	6820PC/DC			
		Motorola	MC6820L/P			
		Synertek	SY6520P/D			
156-0427-01	X	AMI	6820	Multi Funct	1-2	CR
156-0427-02	X		6820	Multi Funct		DL
156-0427-03	A	Amer Micro	6821PIA	Multi Funct		CR
		Fairchild	F6821DC			
		Motorola	MC6821L			
		Synertek	6521/6821			
156-0427-04	A	Motorola	MC6821LD/PD	Multi Funct	1-2	CR
156-0428-00	X					DL
156-0429-00	X					DL
156-0430-00	X					DL
156-0431-00	X					DL
156-0432-00	X					DL
156-0433-00	X					DL
156-0434-00	X					DL
156-0435-00	X					DL
156-0436-00	X					DL
156-0437-00	X					DL
156-0438-00	X					DL
156-0439-00	X					DL
156-0440-00	X					DL
156-0441-00	X					DL
156-0442-00	X					DL
156-0443-00	X					DL
156-0444-00	X					DL
156-0445-00	X					DL
156-0446-00	X					DL
156-0447-00	X					DL
156-0448-00	X					DL
156-0449-00	X					DL
156-0450-00	X					DL
156-0451-00	X	Signetics	N74128N/F	TTL		NP
		Texas Instr	SN74128N/J			
156-0451-01	X	Signetics	74128	TTL	1-14	NP
156-0451-02	N		N74128NB/FB	TTL		CR
		Texas Instr	SN74128NP3/JP4			
156-0451-03	X	=Fairchild	74128	TTL		DL
156-0452-00	X		74LS54PC	TTL		NP
		=Nat'l Semic	DM74LS54N			
		=Signetics	N74LS54N			
		Texas Instr	SN74LS54N/J			
156-0452-01	X	Fairchild	74LS54	TTL	1-18	NP
156-0452-02	A		74LS54PCQR/DCQR	TTL		CR
		Nat'l Semic	DM74LS54NA+/JA+			
		Texas Instr	SN74LS54NP3/JP4			
156-0453-00	X	AMD	5055N	MOS		DL
		Nat'l Semic	M5055N			
156-0453-01	X	AMD	AM2855	MOS		CR
		=Nat'l Semic	MM5055N			
156-0453-02	X	AMD		MOS		NP
156-0453-03	X			MOS		CR
156-0454-00	N	Intel	AM2855PCB/DCB	μP		CR
			8008			
156-0454-01	N	Nat'l Semic	IC8008	μP	1-17	NP
156-0455-00	X		DS8837N	TTL		NP
156-0455-01	X	Nat'l Semic	8837	TTL	1-17	CR
156-0455-02	N		DM8837N/A+	TTL		NP
156-0456-00	N	Nat'l Semic	DS8836N	TTL		CR
		Signetics	N8T380A			

PART NUMBER	** ND	VENDOR	VENDOR NO.	TYPE	* PAGE NO.	§§ ST
156-0456-01	N	Nat'l Semic	8836	TTL	1-17	CR
156-0456-02	N		DS8836NA+/JA+			CR
156-0457-00	X	Motorola	MC1035P	ECL	1-11	LS
156-0458-00	A	Motorola	MC10104L	ECL		CR
156-0458-01	A	Motorola	MC10104P1	ECL	1-11	CR
156-0459-00	X	Fairchild	74S08PC/DC	TTL		NP
		Signetics	N74S08N/F			
		Texas Instr	SN74S08N/J			
156-0459-01	X	Fairchild	74S08	TTL	1-18	NP
156-0459-02	A		74S08PCQR/DCQR	TTL		CR
		Signetics	N74S08NB/FB			
		Texas Instr	SN74S08NP3/JP4			
156-0460-00	N	Fairchild	7409PC/DC	TTL	1-18	CR
		Nat'l Semic	DM7409N/J			
		=Signetics	N7409N			
		Texas Instr	SN7409N/J			
156-0460-01	N	Fairchild	7409PCQR/DCQR	TTL	1-18	CR
		Nat'l Semic	DM7409NA+/JA+			
		Texas Instr	SN7409NP3/JP4			
156-0461-00	A	Motorola	MC1594L	Linear		CS
156-0462-00	X	Fairchild	7414PC	TTL		NP
		Nat'l Semic	DM7414N			
		Signetics	N7414N			
		Texas Instr	SN7414N			
156-0462-01	X	Fairchild	7414	TTL	1-14	NP
156-0462-02	N		7414PCQR/DCQR	TTL		CR
		Nat'l Semic	DM7414NA+			
		Signetics	N7414NB/FB			
		Texas Instr	SN7414NP3/JP4			
156-0463-00	X	Nat'l Semic	MM5203Q	Mem Sel Guide		LR
156-0464-00	X	Fairchild	74LS20PC/DC	TTL		NP
		Motorola	74LS20N/J			
		Nat'l Semic	DM74LS20N/J			
		Signetics	N74LS20N/F			
		Texas Instr	SN74LS20N/J			
156-0464-01	X	Fairchild	74LS20	TTL	1-18	NP
156-0464-02	A		74LS20PCQR/DCQR	TTL		CR
		Motorola	SN74LS20NDS/JDS			
		Nat'l Semic	DM74LS20NA+/JA+			
		Signetics	N74LS20NB/FB			
		Texas Instr	SN74LS20NP3/JP4			
156-0465-00	X	Fairchild	74LS30PC/DC	TTL		NP
		Nat'l Semic	DM74LS30N/J			
		Signetics	N74LS30N/F			
		Texas Instr	SN74LS30N/J			
156-0465-01	X	Fairchild	74LS30	TTL	1-18	NP
156-0465-02	A		74LS30PCQR/DCQR	TTL		CR
		Motorola	SN74LS30NDS			
		Nat'l Semic	DM74LS30NA+/JA+			
		Signetics	N74LS30NB/FB			
		Texas Instr	SN74LS30NP3/JP4			
156-0466-00	N	Fairchild	74LS37PC/DC	TTL	1-14	CR
		Nat'l Semic	DM74LS37N/J			
		Signetics	N74LS37N/F			
		Texas Instr	SN74LS37N/J			
156-0466-01	N	Fairchild	74LS37	TTL	1-14	CR
156-0466-02	A		74LS37PCQR/DCQR	TTL		CR
		Nat'l Semic	DM74LS37NA+/JA+			
		Signetics	N74LS37NB/FB			
		Texas Instr	SN74LS37NP3/JP4			
156-0467-00	X	Fairchild	74LS38PC	TTL		NP
		Nat'l Semic	DM74LS38N			
		Signetics	N74LS38N			
		Texas Instr	SN74LS38N			
156-0467-01	X	Fairchild	74LS38	TTL	1-14	NP
156-0467-02	A		74LS38PCQR/DCQR	TTL		CR
		Motorola	AN74LS38NDS			
		Signetics	N74LS38NB/FB			
		Texas Instr	SN74LS38NP3/JP4			

* LACK OF ENTRY IN COLUMN INDICATES ITEM IS NOT LISTED IN MFR/TEK SECTION OF CATALOG. THIS INDICATES ITEM IS OBSOLETE, NOT RECOMMENDED FOR NEW DESIGN, OR OF LIMITED USE (SUCH AS SPECIALIZED CUSTOM MASK).

= NOT CURRENT VENDOR

INTEGRATED CIRCUIT PART NUMBER INDEX (CONT)

TEK PART NUMBER TO VENDOR NUMBER

PART NUMBER	**ND	VENDOR	VENDOR NO.	TYPE	*PAGE NO.	§§ST
156-0468-00	U	Texas Instr	SN74LS83N	TTL		DL
156-0468-01	U		74LS38	TTL		DL
156-0469-00	X	AMD	SN74LS138N	TTL		NP
		Fairchild	74LS138PC			
		Natl Semic	DM74LS138N			
		Signetics	N74LS138N			
		Texas Instr	SN74LS138N			
156-0469-01	X		74LS138	TTL		NP
156-0469-02	A	AMD	SN74LS183NB2/JB2	TTL	1-16	CR
		Fairchild	74LS138PCQR/DCQR			
		Motorola	SN74LS138NDS/JDS			
		Signetics	N74LS183NB/FB			
		Texas Instr	SN74LS138NP3/JP4			
156-0470-00	X	AMD	SN74LS251N/J	TTL		NP
		Fairchild	74LS251PC/DC			
		Motorola	74LS251N/J			
		Natl Semic	DM74LS251N/J			
		Signetics	N74LS251N			
		Texas Instr	SN74LS251N/J			
156-0470-01	X		74LS251	TTL		NP
156-0470-02	A	AMD	SN74LS251NB2/JB2	TTL	1-15	CR
		Fairchild	74LS251PCQR/DCQR			
		Motorola	SN74LS251NDS/JDS			
		Texas Instr	SN74LS251NP3/JP4			
156-0471-00	X	AMD	SN74LS253N	TTL		NP
		Fairchild	74LS253PC			
		Natl Semic	DM74LS253N			
		Signetics	N74LS253N			
		Texas Instr	SN74LS253N			
156-0471-01	X		74LS253	TTL		NP
156-0471-02	A	AMD	SN74LS253NB2/JB2	TTL	1-15	CR
		Fairchild	74LS253PCQR/DCQR			
		Motorola	SN74LS253NDS/JDS			
		Natl Semic	DM74LS253NA+/JA+			
		Signetics	N74LS253NB/FB			
		Texas Instr	SN74LS253NP3/JP4			
156-0472-00	X	Fairchild	74LS133PC	TTL		NP
		Natl Semic	DM74S133N			
		Signetics	N74S133N			
		Texas Instr	SN74S133N			
156-0472-01	X		74S133	TTL		NP
156-0472-03	A	Fairchild	74S133DCQR/PCQR	TTL	1-18	CR
		Natl Semic	DM74S133NA+/JA+			
		Signetics	N74S133NB/FB			
		Texas Instr	SN74S133NP3/JP4			
156-0473-00	X	Natl Semic	DM8092N	TTL		NP
156-0473-01	X		8092	TTL		NP
156-0473-02	N	Natl Semic	DM8092NA+/JA+	TTL		CR
156-0474-00	U	Amperex	ATF267			OT
156-0475-00	A	Natl Semic	LH0033CG	Op Amp	3-3	CR
156-0476-00	A	Siliconix	LD110CJ	Spec Funct	2-2	CR
156-0477-00	X	Siliconix	LD111CJ	Linear		LR
156-0478-00	X	Fairchild	74LS21PC	TTL		NP
		Natl Semic	DM74LS21N			
		Signetics	N74LS21N			
		Texas Instr	SN74LS21N			
156-0478-01	X		74LS21	TTL		NP
156-0478-02	A	Fairchild	74LS21PCQR/DCQR	TTL	1-18	CR
		Motorola	SN74LS21NDS/JDS			
		Natl Semic	DM74LS21NA+/JA+			
		Signetics	N74LS21NB/FB			
		Texas Instr	SN74LS21NP3/JP4			
156-0479-00	X	Fairchild	74LS32PC/DC	TTL		NP
		Natl Semic	DM74LS32N/J			
		Signetics	N74LS32N/F			
		Texas Instr	SN74LS32N/J			
156-0479-01	X		74LS32	TTL		NP
156-0479-02	A	Fairchild	74LS32PCQR/DCQR	TTL	1-18	CR
		Motorola	SN74LS32NDS			
		Natl Semic	DM74LS32NA+/JA+			
		Signetics	N74LS32NB/FB			
		Texas Instr	SN74LS32NP3/JP4			
156-0479-03	N	Motorola	SN74LS32NDS	TTL		NP
156-0479-04	N	Texas Instr	SN74LS32NP3			
		Fairchild	74LS32DCQR	TTL	1-18	CR
		Motorola	SN74LS32NDS/JDS			
		Texas Instr	SN74ALS32NP3/JP4			

PART NUMBER	**ND	VENDOR	VENDOR NO.	TYPE	*PAGE NO.	§§ST
156-0480-00	X	Fairchild	74LS08PC/DC	TTL		NP
		Motorola	SN74LS08N/J			
		Natl Semic	DM74LS08N/J			
		Signetics	N74LS08N/F			
		Texas Instr	SN74LS08N/J			
156-0480-01	X		74LS08	TTL		NP
156-0480-02	A	Fairchild	74LS08PCQR/DCQR	TTL	1-18	CR
		Motorola	SN74LS08NDS/JDS			
		Natl Semic	DM74LS08NA+/JA+			
		Signetics	N74LS08NB/FB			
		Texas Instr	SN74LS08NP3/JP4			
156-0481-00	X	Fairchild	74LS11PC/DC	TTL		NP
		Motorola	SN74LS11N/J			
		Natl Semic	DM74LS11N/J			
		Signetics	N74LS11N/F			
		Texas Instr	SN74LS11N/J			
156-0481-01	X		74LS11	TTL		NP
156-0481-02	A	Fairchild	74LS11PCQR/DCQR	TTL	1-18	CR
		Motorola	SN74LS11NDS/JDS			
		Natl Semic	DM74LS11NA+/JA+			
		Signetics	N74LS11NB/FB			
		Texas Instr	SN74LS11NP3/JP4			
156-0482-00	N	Natl Semic	DM74S196N/J	TTL	1-15	CR
		Signetics	N82590N			
		Texas Instr	SN74S196N/J			
156-0482-01	A	Natl Semic	DM74S196NA+/JA+	TTL	1-15	CR
156-0483-00	N	AMD	AM26S12APC	TTL	1-16	CR
156-0483-01	N	AMD	AM26S12PCB/DCB			CR
156-0484-00	N	Natl Semic	LH0022CH	Op Amp		CR
156-0485-00	X	Signetics	2533N	MOS		LS
156-0485-01	X		2533V	MOS		NP
156-0486-00	U		MM6300N	TTL		DL
156-0487-00	N	AMD	AM96L02PC	TTL		CR
		Fairchild	96L02PC			
156-0487-01	N		96L02	TTL		CR
156-0487-02	N	AMD	SN96L02NB2	TTL		CR
		Fairchild	96L02PCQR/DCQR			
		Natl Semic	DM96L02NA+			
156-0488-00	N	AMD	93L22PC	TTL		CR
		Fairchild	93L22PC			
156-0488-01	N		93L22	TTL		CR
156-0489-00	U	Texas Instr	SN74L193N	TTL		DL
156-0490-00	N	Natl Semic	DM74L42AN	TTL		CR
156-0490-01	N		74L42	TTL		CR
156-0490-02	N	Natl Semic	DM86L42NA+/JA+			PP
156-0491-00	X	Motorola	MC2257L			LS
156-0491-01	X		MC2257L			DL
156-0492-00	X	Motorola	MC2259L	MOS		LS
156-0492-01	X		MC2259L			
156-0493-00	N	Fairchild	9368DC	MOS	1-16 & 17	DL
156-0493-01	X		9368PC	TTL		OT
156-0493-02	N	Motorola	MC14049UCBL	TTL	1-16 & 17	CR
		RCA	CD4049UBF			
156-0494-00	X	Fairchild	34049BCD	CMOS		NP
		Harris	HE1-40498B-9			
		Motorola	MC14049UBCL			
		RCA	CD4049UBF			
156-0494-01	X		4049	CMOS		NP
156-0494-02	A	Motorola	MC14049UBCLD	CMOS	1-9	CR
		RCA	CD4049UBFX			
156-0495-00	A	Natl Semic	LM324N	Op Amp	3-3	CR
		NEC America	UPC3246			
		RCA	CA3246			
		Texas Instr	LM324N			
156-0495-01	A		LS324N	Op Amp	3-3	CR
156-0495-02	A	Motorola	SC73198L	Op Amp	3-3	CR
		Natl Semic	LM324J/A+			
		Silicon Gen	SG9872/324J			
		Texas Instr	LM324J4			

** NEW DESIGN RECOMMENDATION FROM COMPONENT ENGINEERING:

A = Acceptable
 N = Not Recommended
 U = Undefined
 X = Do Not Use

INTEGRATED CIRCUIT PART NUMBER INDEX (CONT)

TEK PART NUMBER TO VENDOR NUMBER

PART NUMBER	** ND	VENDOR	VENDOR NO.	TYPE	* PAGE NO.	§§ ST
156-0495-03	X	Raytheon Silicon Gen	LM324	Op Amp	3-1	DL
156-0496-00	A		RC4194DC	Linear		CR
156-0496-01	A	Raytheon Signetics	SG4194CJ	Linear	3-1	CR
156-0497-00	X		RC4194DC	TTL		NP
156-0497-01	N	Signetics	82738	TTL		NP
156-0497-02	N		N8273NB/FB	TTL		CR
156-0498-00	N	Signetics	N8274N	TTL		CR
156-0498-01	X		8274B	TTL		DL
156-0499-00	X	Texas Instr	TMS4024NC	CMOS		LS
156-0499-01	X		TMS4024NC	CMOS		NP
156-0500-00	U	Monsanto	QC1313A	Linear		TC
156-0501-00	U		MC7805CP	Linear		TC
156-0502-00	X	Motorola RCA	MC14008BCL	CMOS		NP
156-0502-01	X		CD4008BF	CMOS		NP
156-0502-02	A	Motorola RCA	4008	CMOS	1-9	NP
156-0503-00	X		MC14008BCLD	CMOS		CR
156-0503-01	X	Nat'l Semic RCA	CD4009CUBF	CMOS		NP
156-0503-02	N		CD4009UBF	CMOS		NP
156-0504-00	N	Nat'l Semic RCA	4009	CMOS	1-9	NP
156-0504-01	N		CD4009CJ/A+	CMOS		CR
156-0504-02	N	Nat'l Semic RCA	MM5610AJ	CMOS	1-9	CR
156-0505-00	N		CD4010BF	CMOS		CR
156-0505-01	X	Motorola	4010	CMOS	1-9	CR
156-0505-02	A		CD4010JA+	CMOS		CR
156-0506-00	N	Motorola	CD4010BF	CMOS	1-9	CR
156-0507-00	N		MC14519BCL	CMOS		NP
156-0508-00	X	Fairchild Signetics Texas Instr	14519C	CMOS	1-9	CR
156-0508-01	X		MC14519BCLD	CMOS		CR
156-0508-02	N	Fairchild Signetics Texas Instr	DS8831N	TTL	1-17	CR
156-0509-00	A		DM75491N	TTL		DL
156-0509-01	X	AMD	74279P	TTL		NP
156-0509-02	X		N74279N	TTL		NP
156-0509-03	A	Motorola	SN74279N	TTL	1-19	NP
156-0510-00	X		74279	TTL		CR
156-0511-00	N	Raytheon Signetics	74279PCQR/DCQR	Spec Funct	2-2	CR
156-0511-01	N		N74279NB/FB	Spec Funct		CR
156-0511-02	N	Signetics	SN74279NP3/JP4	Spec Funct		CR
156-0512-00	A		AM1408L8	Spec Funct		CR
156-0512-01	A	Nat'l Semic	MC1408L8	Spec Funct	3-4	CR
156-0512-02	A		SSS1408A-021	Spec Funct		CR
156-0513-00	A	Fairchild Harris Semic Nat'l Semic	MC14088N	Spec Funct		CR
156-0513-01	X		MC1408L-8	Spec Funct		CR
156-0513-02	A	Motorola Nat'l Semic	MC1408L	Spec Funct	2-3	CR
156-0514-00	A		AM1408L8-B	Spec Funct		CR
156-0515-00	X	Motorola	MC1408L8DS	Spec Funct		CR
156-0516-00	X		MC1317L	Spec Funct		CR
156-0517-00	N	Raytheon Signetics	RC4531NB	Spec Funct		CR
156-0518-00	N		NE531N	Spec Funct		CR
156-0519-00	N	Signetics	NE531V	Spec Funct		CR
156-0520-00	N		NE531N-IIB	Spec Funct		CR
156-0521-00	A	AMD	LM308N	Spec Funct	3-4	CR
156-0522-00	A		LM308N	Spec Funct		CR
156-0523-00	N	Intersil Nat'l Semic	LM308N	Spec Funct		CR
156-0524-00	N		LM308N	Spec Funct		CR
156-0525-00	A	Nat'l Semic	LM308J-8DS	Spec Funct	3-4	CR
156-0526-00	A		LM308J-8/A+	Spec Funct		CR
156-0527-00	A	Motorola	SG9427/308Y	Spec Funct		CR
156-0528-00	A		LM308J-8	Spec Funct		CR
156-0529-00	A	Fairchild	LM308J-8	Spec Funct	3-4	CR
156-0530-00	A		SG308Y	Spec Funct		CR
156-0531-00	A	Fairchild	34051BD	Spec Funct	2-3	CR
156-0532-00	A		HD1-4051B	Spec Funct		CR
156-0533-00	A	Nat'l Semic	34051BD	Spec Funct		CR
156-0534-00	A		MC14051BCL	Spec Funct		CR
156-0535-00	X	Motorola	4051	Spec Funct		NP
156-0536-00	X		MC14051BCLD	Spec Funct		CR
156-0537-00	A	Motorola	CD4051CJ/A+	Spec Funct	2-3	CR
156-0538-00	A		CD4051BFX	Spec Funct		CR
156-0539-00	A	Fairchild	34052BD	Spec Funct	2-3	CR
156-0540-00	A		MC14052BCL	Spec Funct		CR
156-0541-00	A	RCA	CD4052BF	Spec Funct		CR
156-0542-00	A		MC14052BCLD	Spec Funct		CR

PART NUMBER	** ND	VENDOR	VENDOR NO.	TYPE	* PAGE NO.	§§ ST
156-0514-01	A	Motorola	MC14052BLD	Spec Funct	2-3	CR
156-0514-02	A	Fairchild	CD4052BFX	Spec Funct		CR
156-0514-03			4052BDC			SC
156-0515-00	A	Motorola	MC14053BCL	Spec Funct	2-3	CR
		RCA				
156-0515-01	X	Motorola	MC14053BCLD	Spec Funct	2-3	NP
156-0515-02	A	Motorola	MC14053BCLD	Spec Funct	2-3	CR
		RCA	CD4053BFX			
156-0515-03	A	Motorola	MC14052BCL	Spec Funct	2-3	CR
		RCA	CD4053BF			
156-0515-04	A		4053B	Spec Funct		PP
156-0516-00	N	Analog Dev	AD523J	Op Amp		CR
156-0517-00	A	Texas Instr	TL442CN	Linear	3-1	CR
156-0517-01	N		TL442CN	Linear	3-1	CR
156-0518-00	A	Motorola	MC12040L	Spec Funct	1-12 & 2-3	CR
156-0519-00	X	Motorola	MC14018BCL	CMOS		NP
		RCA	CD4018BF			
156-0519-01	A	Motorola	MC14018BCLDS	CMOS	1-9	CR
		RCA	CD4018BFX			
156-0520-00	A	Motorola	MC10133P	ECL	1-12	CR
156-0520-01	A	Motorola	MC10133P1	ECL	1-12	CR
156-0520-02						SC
156-0521-00	N	AMC	AM9308PC	TTL		CR
		Fairchild	9308PC			
		Texas Instr	SN74116N			
156-0521-01	N		9308	TTL		CR
156-0521-02	N	Fairchild	74116PC/DCQR	TTL		PP
		Texas Instr	SN74116NP3/JP4			
156-0522-00	X	AMD	SN745257N	TTL		NP
		Fairchild	745257PC			
		Natl Semic	DM745257N			
		Signetics	N745257B			
		Texas Instr	SN745257N			
156-0522-01	X		745257	TTL		NP
156-0522-02	A	AMD	SN745257NB/JB	TTL	1-15	CR
		Fairchild	745257DCQR/PCQR			
		Natl Semic	DM745257NA+/JA+			
		Signetics	N745257NB/FB			
		Texas Instr	SN745257NP3/JP4			
156-0523-00	X	Fairchild	34024BDC	CMOS		NP
		Mitel Semic	4024BF			
156-0523-01	A	Motorola	MC14024BCL	CMOS	1-9	CR
		Fairchild	4024BDC			
		Motorola	MC14024BCLD			
		RCA	CD4024BFX			
156-0524-00	X	Motorola	MC14023BCL	CMOS	1-9	NP
		RCA	CD4023BF			
156-0524-01	X		4023	CMOS		NP
156-0524-02	A	Motorola	MC14023BCLDS	CMOS	1-9	CR
		RCA	CD4023BFX			
156-0525-00	X	Fairchild	4027DC	CMOS		NP
		Motorola	MC14027B			
156-0525-01	X		4027	CMOS		NP
156-0525-02	N	Fairchild	4027DC	CMOS		CS
156-0525-03	A	Motorola	MC14027BCLD	CMOS	1-9	CR
156-0526-00	A	AMD	SN74LS192N	TTL	1-15	CR
		Fairchild	74LS192PC			
		Natl Semic	DM74LS192N			
		Signetics	N74LS192B			
		Texas Instr	SN74LS192N			
156-0526-01	N		74LS192	TTL	1-15	CR
156-0526-02	A	AMD	SN74LS192PCB/DCB	TTL	1-15	CR
		Fairchild	74LS192PCQR/DCQR			
		Natl Semic	DM74LS192NA+/JA+			
		Signetics	N74LS192NB/FB			
		Texas Instr	SN74LS192NP3/JP4			

INTEGRATED CIRCUIT PART NUMBER INDEX (CONT)

TEK PART NUMBER TO VENDOR NUMBER

PART NUMBER	** ND	VENDOR	VENDOR NO.	TYPE	* PAGE NO.	§§ ST
156-0527-00	A	Hamilton-Av Motorola Silicon Gen Texas Instr	MC7915CT MC7915CT SG7915CP μA7915CKC MC7195CT	Linear	3-1	CR
156-0527-01	N			Linear	3-1	PP
156-0528-00	X	Natl Semic	MM5204AQ	Mem Sel Guide		DL
156-0529-00	X	AMD Fairchild Motorola Natl Semic Signetics Texas Instr	SN74LS257N 74LS257PC/DC SN74LS257N/J DM74LS257N/J N74LS257N/F SN74LS257N/J	TTL		NP
156-0529-01	X		74LS257	TTL		NP
156-0529-02	A	AMD Fairchild Motorola Texas Instr	SN74LS257NB2/JB2 74LS257PCQR/DCQR SN74LS257NDS/JDS SN74LS257NP3/JP4	TTL	1-15	CR
156-0530-00	X	AMD Fairchild Natl Semic Texas Instr	SN74LS157N 74LS157PC DM74LS157N SN74LS157N 74LS157	TTL		NP
156-0530-01	X			TTL		NP
156-0530-02	A	AMD Fairchild Motorola Texas Instr	SN74LS175NB2/JB2 74LS157PCQR/DCQR SN74LS157NDS/JDS SN74LS157NP3/JP4	TTL	1-15	CR
156-0531-00	X	Natl Semic	DS8833N	TTL		NP
156-0531-01	X		8833	TTL		NP
156-0531-02	N	Natl Semic	DM8833NA+/JA+	TTL	1-17	CR
156-0532-00	A	Analog Dev	171J	Op Amp	3-5	CR
156-0533-00	X		8223	TTL		DL
156-0534-00	A	RCA	CA3102E	Array	3-2	CR
156-0534-01	N	RCA	CA3102EX	Array	3-2	CR
156-0535-00	X	Natl Semic	DM8097N	TTL		NP
156-0535-01	X		8097	TTL		NP
156-0535-02	N	Natl Semic	DM8097NA+/JA+	TTL		CR
156-0536-00	X	Fairchild Texas Instr	74177PC SN74177N	TTL		NP
156-0536-01	X		SN74177	TTL		NP
156-0536-02	N	Fairchild Texas Instr	74177PCQR/DCQR SN74177NP3/JP4	TTL	1-15 & 19	CR
156-0537-00	N	Natl Semic	DM8130N	TTL		CR
156-0537-01	N	Natl Semic	DM8130NA+/JA+	TTL		CR
156-0538-00	N	Fairchild Natl Semic Signetics Texas Instr	74LS22PC DM74LS22N N74LS22N SN74LS22N	TTL		CR
156-0538-01	X		74LS22	TTL		NP
156-0538-02	A	Natl Semic Texas Instr	DM74LS22NA+/JA+ SN74LS22NP3/JP4	TTL	1-18	CR
156-0539-00	N	Natl Semic	DM8136N	TTL		CR
156-0539-01	N	Natl Semic	DM8136NA+	TTL		CR
156-0539-02	X		8136	TTL		NP
156-0540-00	U	Natl Semic	MM52138BUF/N	MOS		LS
156-0541-00	X	AMD Fairchild Natl Semic Signetics Texas Instr	SN74LS139N 74LS139PC DM74LS139N N74LS139N SN74LS139N	TTL		NP
156-0541-01	X		74LS139	TTL		NP
156-0541-02	A	Fairchild Motorola Signetics Texas Instr	74LS139PCQR/DCQR SN74LS139NDS/JDS N74LS139NB/FB SN74LS139NP3/JP4	TTL	1-16	CR
156-0542-00	A	Signetics	10189N	ECL	1-11	CR
156-0542-01	A	Motorola Signetics	MC10189P 10189N	ECL	1-11	CR
156-0543-00	A	Signetics	10188N	ECL	1-11	CR
156-0543-01	A	Motorola Signetics	SC22689P188 10188NB/FB	ECL	1-11	CR
156-0544-00	X	AMD Fairchild	93L34PC 93L34PC/DC	TTL		OT
156-0544-01	X		93L34	TTL		DL
156-0544-02	N	Fairchild	93L34PCQR/DCQR	TTL		CR
156-0545-00	X	Fairchild Motorola	4040BDC MC1404BCL	CMOS		NP

PART NUMBER	** ND	VENDOR	VENDOR NO.	TYPE	* PAGE NO.	§§ ST
156-0545-01	A	Fairchild Motorola	4040BDCQR MC14040BCLD	CMOS	1-9	CR
156-0546-00	N	RCA	CD4040BFX	Linear		CR
156-0547-00	N	Burr-Brown Harris Semic Natl Semic	3430K HD1-74C157 MM74C157J	CMOS	1-9	CR
156-0547-01	N		74C157	CMOS		NP
156-0547-02	X	Natl Semic	MM74C157JA+	CMOS		CR
156-0547-03	X	Natl Semic	MM74C157JA+	CMOS	1-9	CR
156-0548-00	A	Motorola	MC14585BCL	CMOS		NP
156-0548-01	U		14585	CMOS		NP
156-0548-02	A	Motorola	MC14585BCLD	CMOS	1-9	CR
156-0549-00	N	Texas Instr	SN7400J	TTL	1-18	CS
156-0549-01	N		7400J	TTL	1-18	CS
156-0550-00	N	Texas Instr	SN7401J	TTL	1-18	CS
156-0550-01	N		7401J	TTL	1-18	CS
156-0551-00	N	Texas Instr	SN7402J	TTL	1-18	CS
156-0551-01	N		7402J	TTL	1-18	CS
156-0552-00	N	Texas Instr	SN7404J	TTL	1-14	CS
156-0552-01	N		7404J	TTL	1-14	CS
156-0553-00	N	Texas Instr	SN7410J	TTL	1-18	CS
156-0553-01	N		7410J	TTL	1-18	CS
156-0554-00	N	Texas Instr	SN7420J	TTL	1-18	CS
156-0554-01	N		7420J	TTL	1-18	CS
156-0555-00	N	Texas Instr	SN7430J	TTL	1-18	CS
156-0555-01	N		7320J	TTL	1-18	CS
156-0556-00	N	Texas Instr	SN7442J	TTL	1-16	CS
156-0556-01	N		7442J	TTL	1-16	CS
156-0557-00	N	Texas Instr	SN7473J	TTL	1-17	CR
156-0557-01	N		7473J	TTL	1-17	CR
156-0558-00	N	Texas Instr	SN7474J	TTL	1-17	CS
156-0558-01	N		7474J	TTL	1-17	CS
156-0559-00	N	Texas Instr	SN7475J	TTL	1-19	CS
156-0559-01	N		7475J	TTL	1-19	CS
156-0560-00	N	Texas Instr	SN7476J	TTL	1-17	CS
156-0560-01	N		7476J	TTL	1-17	CS
156-0561-00	N	Texas Instr	SN7493AJ	TTL	1-15	CS
156-0561-01	N		7493J	TTL	1-15	CS
156-0562-00	N	Texas Instr	SN74121J	TTL	1-19	CR
156-0562-01	N		74121	TTL	1-19	CR
156-0563-00	N	Texas Instr	SN74151J	TTL	1-15	CS
156-0563-01	N		74151J	TTL	1-15	CS
156-0564-00	N	Texas Instr	SN74154J	TTL	1-16	CS
156-0564-01	N		74154J	TTL	1-16	CS
156-0565-00	N	Texas Instr	SN74193J	TTL	1-15	CS
156-0565-01	N		74193J	TTL	1-15	CS
156-0566-00	N	Harris Natl Semic	HD1-74C42 MM74C42J	CMOS	1-9	CR
156-0566-01	X		74C42	CMOS		DL
156-0566-02	A	Natl Semic	MM74C42JA+	CMOS	1-9	CR
156-0567-00	X	Fairchild Motorola Natl Semic Signetics Texas Instr	74LS113PC/DC SN74LS113N/J DM74LS113N/J N74LS113N/F SN74LS113N/J	TTL		NP
156-0567-01	X		74LS113N	TTL		NP
156-0567-02	A	Fairchild Motorola Natl Semic Signetics Texas Instr	74LS113PCQR/DCQR SN74LS113NDS/JDS DM74LS113NA+/JA4 N74LS113NB/FB SN74LS113NP3/JP4	TTL	1-17	CR
156-0568-00	N	Fairchild Motorola	4014DC MC14014BCL	CMOS	1-10	CR
156-0568-01	A	Fairchild Motorola	4014DCQR MC14014BCLD	CMOS	1-10	CR
156-0569-00	N	AMD Fairchild Natl Semic Signetics Texas Instr	SN74LS190N/J 74LS190PC/DC DM74LS190N/J N74LS190N SN74LS190N/J	TTL	1-15	CR

** NEW DESIGN RECOMMENDATION FROM COMPONENT ENGINEERING:

A = Acceptable
N = Not Recommended
U = Undefined
X = Do Not Use

INTEGRATED CIRCUIT PART NUMBER INDEX (CONT)

TEK PART NUMBER TO VENDOR NUMBER

PART NUMBER	**ND	VENDOR	VENDOR NO.	TYPE	*PAGE NO.	§§ST
156-0569-01	X	Motorola	SN74LS190NDS	TTL		DL
156-0570-00	A	Texas Instr	SN74LS190NP3	Spec Funct	2-3	CR
156-0570-01	N	Natl Semic	LM319H	Spec Funct	2-3	NP
156-0571-00	U	Motorola	LM319G	Linear		DL
			MC1407L			
156-0572-00	X	Harris	HD1-74C164	CMOS		NP
		Natl Semic	MM74C164J			
156-0572-01	X		74C164	CMOS		NP
156-0572-02	A	Natl Semic	MM74C164JA+	CMOS	1-10	CR
156-0573-00	U	Motorola	MCM6605AL	MOS		CS
156-0574-00	X	Harris	HD1-74C173	CMOS		NP
		Natl Semic	MM74C173J			
156-0574-01	X		74C173	CMOS		NP
156-0574-02	A	Fairchild	407BDCQR	CMOS	1-9	CR
		Natl Semic	MM74C173JA+			
156-0575-00	X	Fairchild	4025DC	CMOS		NP
		Motorola	MC14025BCL			
156-0575-01	X		14025	CMOS		NP
156-0575-02	N	Fairchild	34025DC	CMOS		DL
156-0575-03	A	Motorola	MC14025BCLD	CMOS	1-9	CR
		RCA	CD14025BFX			
156-0575-04	X	Fairchild	4025BDCQR	CMOS		CS
156-0575-05	N	Motorola	MC14025UBCL	CMOS		CS
		RCA	CD4025UBF			
156-0576-00	X	Fairchild	SL110043	CMOS		NP
		Motorola	MC14021BCL			
		RCA	CD4021BF			
156-0576-01	X		14021A	CMOS		NP
156-0576-02	A	Fairchild	4021BDCQR	CMOS	1-10	CR
		Motorola	MC14021BCLD			
		RCA	CD4021BFX			
156-0577-00	N	Harris	HD1-74C08	CMOS	1-9	CR
		Natl Semic	MM74C08J			
156-0577-01	X		74C08	CMOS		CR
156-0577-02	A	Natl Semic	DM74C08NA+/JA+	CMOS	1-9	CR
156-0578-00	X	Fairchild	4528D	CMOS		NP
		Motorola	MC14528BCL			
156-0578-01	X		14528	CMOS		NP
156-0578-02	A	Fairchild	4528DCQR	CMOS	1-10	CR
		Motorola	MC14528BCLDS			
156-0579-00	X	Motorola	MC14520BCL	CMOS		NP
		RCA	CD4520BF			
156-0579-01	X		14520	CMOS		NP
156-0579-02	A	Motorola	MC14520BCLD	CMOS	1-9	CR
		RCA	CD4520BFX			
156-0579-03						SC
156-0580-00	X	Fairchild	34035DC	CMOS		NP
		Motorola	MC14035BCL			
156-0580-01	X		CD4035A	CMOS		NP
156-0580-02	A	Fairchild	4035BDCQR	CMOS	1-10	CS
		Motorola	MC14035BCLD			
		RCA	CD4035BFX			
156-0581-00	A		CD4040AE	CMOS		DL
156-0582-00	X	Fairchild	4516BDC	CMOS		NP
		Motorola	MC14516BCL			
156-0582-00	X		MC14516CP	CMOS		NP
156-0582-02	X	Motorola	MC14516BCLD	CMOS		DL
		RCA	CD4516BFX			
156-0582-03	A	Fairchild	4516DCQA	CMOS	1-9	CR
		Motorola	MC14516BCLD			
		RCA	CD4516BFX			
156-0583-00	X	Hitachi	HD14559BP	CMOS		NP
		Motorola	MC14559BCL			
156-0583-01	X		14559	CMOS		DL
156-0583-02	N	Motorola	MC14559BCPDS/	CMOS	1-10	CR
			BCLDS			
156-0583-03	X	Motorola	MC14559BCLD	CMOS		NP
156-0584-00	N	Texas Instr	SN7426J	TTL	1-18	CS
156-0584-01	N		7426J	TTL	1-18	CS
156-0585-00	N	Kierulff	46307-001	TTL	1-14	CS
		Texas Instr	SN7416J			
156-0585-01	N		7416J	TTL	1-14	CS
156-0586-00	N	Texas Instr	SN7413J	TTL	1-18	CS

PART NUMBER	**ND	VENDOR	VENDOR NO.	TYPE	*PAGE NO.	§§ST
156-0586-01	N		7413J	TTL	1-18	CS
156-0587-00	N	Texas Instr	SN7412J	TTL	1-18	CS
156-0587-01	N		7412J	TTL	1-18	CS
156-0588-00	N	Texas Instr	SN7408J	TTL	1-18	CS
156-0588-01	N		7408J	TTL	1-18	CS
156-0589-00	N	Texas Instr	SN7417J	TTL	1-14	CR
156-0589-01	N		7417J	TTL	1-14	CR
156-0590-00	N	Texas Instr	SN7425J	TTL	1-18	CS
156-0590-01	N		7425J	TTL	1-18	CS
156-0591-00	N	Fairchild	9N37DC	TTL	1-14	CS
		Natl Semic	DM7437J			
		Signetics	N7437FH			
		Texas Instr	SN7437J			
156-0591-01	N		7437J	TTL	1-14	CS
156-0592-00	N	Texas Instr	SN7438J	TTL	1-14	CS
156-0592-01	N		7438J	TTL	1-14	CS
156-0592-02	N		7438J	TTL	1-14	CS
156-0593-00	N	Texas Instr	SN74111J	TTL	1-17	CS
156-0593-01	N		74111J	TTL	1-17	CS
156-0594-00	N	Texas Instr	SN74122J	TTL	1-19	CS
156-0594-01	N		74122J	TTL	1-19	CS
156-0595-00	N	AMD	SN74123J	TTL	1-19	CS
		Fairchild	74123DC			
		Signetics	N74123F			
		Texas Instr	SN74123J			
156-0595-01	N		74122J	TTL	1-19	CS
156-0596-00	N	Texas Instr	SN74197J	TTL	1-15 & 19	CS
156-0596-01	N		74197J	TTL	1-15 & 19	CS
156-0597-00	N	Texas Instr	SN74150J	TTL	1-15	CR
156-0597-01	N		74150J	TTL	1-15	CR
156-0598-00	N	Texas Instr	SN74145J	TTL	1-16	CS
156-0598-01	N		74145J	TTL	1-16	CS
156-0599-00	N	AMD	AM29703PC	Mem Sel Guide	1-5	CR
		Natl Semic	DM74LS189			
156-0599-01	N	AMD	AM27LS03DC	Mem Sel Guide	1-5	CR
		Natl Semic	DM74LS189JA+			
156-0600-00	N	Motorola	MC3441P	Multi Funct	1-3 & 16	CR
156-0600-01	X		3441P	Multi Funct		CR
156-0600-02	A		3441P	Multi Funct	1-3	MP
156-0600-03	A		3441P	Multi Funct	1-3 & 16	MP
156-0601-00	N	Raytheon	RC8201R	TTL		CS
156-0601-01	N		8201	TTL		CS
156-0602-00	N	Texas Instr	SN7495J	TTL	1-20	CS
156-0602-01	N		7495J	TTL	1-20	CS
156-0603-00	X	AMD	SN54123J	TTL		CS
		Fairchild	54123DM			
		Signetics	554123F			
156-0603-01	X		54123J	TTL		CS
156-0604-00	X	Texas Instr	SN74153J	TTL		CS
156-0604-01	X		74153	TTL		CS
156-0605-00	X	Texas Instr	SN74161J	TTL		CS
156-0605-01	X		74161J	TTL		CS
156-0606-00	X	Texas Instr	SN74177J	TTL		CS
156-0606-01	S		74177J	TTL		CS
156-0607-00	X	Texas Instr	SN74180J	TTL		CS
156-0607-01	S		74180J	TTL		CS
156-0608-00	X	Amador Assoc	AAM112			DL
156-0609-00	X	Texas Instr	SN7427J	TTL		EN
156-0609-01	X		7427J	TTL		EN
156-0610-00	X	Texas Instr	SN74164J	TTL		CS
156-0610-01	X		74164J	TTL		CS
156-0611-00	X	Almac-Stroum	02782-001	TTL		CR
		Cramer/Stle	21452-000			
		Texas Instr	SN7406J			
156-0611-01	X		7406J	TTL	1-14	CR
156-0611-02	N		7406J	TTL		MP
156-0612-00	X	Fairchild	7411DC	TTL		CS
		Signetics	N7411F			
		Texas Instr	SN7411J			

* LACK OF ENTRY IN COLUMN INDICATES ITEM IS NOT LISTED IN MFR/TEK SECTION OF CATALOG. THIS INDICATES ITEM IS OBSOLETE, NOT RECOMMENDED FOR NEW DESIGN, OR OF LIMITED USE (SUCH AS SPECIALIZED CUSTOM MASK).

• NOT CURRENT VENDOR

INTEGRATED CIRCUIT PART NUMBER INDEX (CONT)

TEK PART NUMBER TO VENDOR NUMBER

PART NUMBER	**ND	VENDOR	VENDOR NO.	TYPE	*PAGE NO.	SSST	PART NUMBER	**ND	VENDOR	VENDOR NO.	TYPE	*PAGE NO.	SSST
156-0612-01	X		4711J	TTL		CS	156-0636-02	X	Fairchild	SL81661	ECL		DL
156-0613-00	X	Texas Instr	SN74128J	TTL		CS			Motorola	MC10111P1/L1			SC
156-0613-01	N		74128J	TTL	1-14	CR	156-0636-03	A	Motorola	MC10174P	ECL	1-11	CR
156-0614-00	N	Texas Instr	SN74H87J	TTL		CS	156-0637-00	A	Motorola	MC10174P1	ECL	1-11	CR
156-0614-01	N		74H87J	TTL		CS	156-0637-01	A	Motorola				
156-0615-00	X	Texas Instr	SN74175J	TTL		CS	156-0638-00	A	Fairchild	10141DC	ECL	1-12	CS
156-0615-01	X		MJUMKJ	TTL		CS			Motorola	MC10141L			
156-0616-00	X	Texas Instr	SN7440J	TTL		CM	156-0638-01	A	Fairchild	SL81651	ECL	1-12	CR
156-0616-01	X		7440J	TTL		DL			Motorola	MC10141P1/L1			
156-0617-00	X	Texas Instr	SN74393N	TTL		NP	156-0638-02	X	Fairchild	10141DCQR	ECL		DL
									Motorola	MC10141L1			
156-0617-01	X		74393	TTL		NP	156-0639-00	A	Motorola	MC10110P	ECL	1-11	CR
156-0617-02	N	Texas Instr	SN74393NP3/JP4	TTL	1-15	CR	156-0639-01	A	Motorola	MC10110P1	ECL	1-11	PP
156-0618-00	U	Natl Semic	MM5214N/Mask 1	MOS		LS	156-0640-00	A	Motorola	MC10164L	ECL	1-11	CR
156-0619-00	U	Natl Semic	MM5214N/Mask 2	MOS		LS	156-0640-01	A	Texas Instr	SN74S139N3	ECL	1-11	PP
156-0620-00	U	Natl Semic	MM5214N/Mask 3	MOS		LS	156-0640-02	A	Motorola	SC22689P164	ECL	1-11	CR
156-0621-00	U	Natl Semic	MM5214N/Mask 4	MOS		LS	156-0641-00	A	Motorola	MC10136L	ECL	1-11	CR
156-0622-00	N	AMD	AM9601DC	TTL	1-19	CS			NEC America	uPB10136D			
		Motorola	MC9601L				156-0641-01	A	Motorola	MC10136LDS	ECL	1-11	CR
156-0622-01	N	Natl Semic	DM8601J	TTL	1-19	CS	156-0642-00	A	Motorola	MC10138L	ECL	1-11	CR
			9601DC				156-0642-01	A	Motorola	MC10138L1	ECL	1-11	CR
156-0623-00	N	AMD	AM9602DC	TTL	1-19	CS	156-0643-00	N	Intel	D8008-1	Multi Funct		CR
		Fairchild	9602DC				156-0644-00	A	Motorola	MC14066BCL	Spec Funct	2-3	CR
		Motorola	MC9602L				156-0644-01	A		CD4066AE	Spec Funct	2-3	CR
		Natl Semic	DM8602J				156-0644-02	A	RCA	CD4066BF	Spec Funct		CR
		Signetics	N9602F				156-0644-03	A	Motorola	MC14066BCLD	Spec Funct	2-3	CR
									RCA	CD4066BF			
156-0623-01	N		9602DC	TTL	1-19	CS							
156-0624-00	A	Motorola	MC12061P	ECL	1-12	CR	156-0644-04						SC
156-0624-01	X	Motorola	SC22695P061	ECL		CR	156-0645-00	X	Fairchild	74LS14PC/DC	TTL		NP
156-0625-00	X	Harris	HD1-74C165	CMOS		NP			Motorola	SN74LS14N/J			
		Natl Semic	MM74C165J						Natl Semic	DM74LS14N/J			
156-0625-01	A	Natl Semic	74C165JA+	CMOS	1-10	CR			Signetics	N74LS14N/F			
156-0626-00	N	Texas Instr	SN74390N	TTL		CR			Texas Instr	SN74LS14N/J			
156-0626-01	N		74C165	TTL		CR	156-0645-01	X			TTL		NP
156-0626-02	N	Texas Instr	SN74390NP3/JP4	TTL	1-15	CR	156-0645-02	A	Fairchild	74LS14	TTL	1-14	CR
156-0627-00	N	Harris	HD1-74C193	CMOS	1-9	CR			Motorola	74LS14PCQR/DCQR			
		Natl Semic	MM74C193J						Natl Semic	SN74LS14NDS/JDS			
156-0627-01	X		74C193	CMOS		NP			Signetics	DM74LS14NA+/JA+			
156-0627-02	A	Fairchild	40193BDC	CMOS	1-9	CR			Texas Instr	N74LS14NB/FB			
		Natl Semic	MM74C193JA+							SN74LS14NP3/JP4			
156-0628-00	N	Fairchild	F34011PC	CMOS		DL	156-0646-00	X	Fairchild	74LS93PC	TTL		NP
156-0629-00	X	Fairchild	74LS197PC	TTL	1-15	NP			Natl Semic	DM74LS93N			
		Natl Semic	DM74LS197N						Signetics	N74LS93N			
		Signetics	N74LS197A				156-0646-01	X	Texas Instr	SN74LS93N	TTL		NP
		Texas Instr	SN74LS197N							74LS93			
156-0629-01	A	Fairchild	74LS197PCQR/DCQR	TTL	1-15	CR	156-0646-02	A	Fairchild	74LSPCQR/DCQR	TTL	1-15	CR
		Motorola	SN74LS197NDS/JDS						Motorola	SN74LS93NDS/JDS			
		Natl Semic	DM74LS197NA+/JA+						Natl Semic	DM74LS93NA+/JA+			
		Signetics	N74LS197NB/FB						Signetics	N74LS93NB/FB			
		Texas Instr	SN74LS107NP3/JP4						Texas Instr	SN74LS93NP3/JP4			
156-0630-00	A	Motorola	MC10195L	ECL	1-11	CR	156-0647-00	U	Harris	HD1-0165-5	MOS		OT
156-0630-01	A	Motorola	MC10195P1	ECL	1-11	CR			Intel	IN957B			
156-0631-00	A	Motorola	MC10101	ECL	1-11	CR	156-0648-00	X	Natl Semic	MM74C151N	CMOS		DL
		NEC America	uPB10101C				156-0649-00	N	Harris	HD1-80C97	CMOS	1-9	CR
156-0631-01	A	Motorola	MC10101L	ECL	1-11	CR			Natl Semic	MM80C97J			
		Plessey	SP10101E				156-0649-01	X		80C97	CMOS		NP
156-0631-02	A	Motorola	SC22689P101	ECL	1-11	CR	156-0649-02	A	Fairchild	40097DCQR	CMOS	1-9	CR
156-0631-03	A	Motorola	MC10101P1	ECL	1-11	CR			Natl Semic	MM80C97JA+			
156-0632-00	A	Motorola	MC10173L	ECL	1-12	CR	156-0650-00	X	Harris	HD1-74C154	CMOS		DL
156-0632-01	A	Motorola	MC10173	ECL	1-12	PP			Natl Semic	MM74C154J			
156-0632-02	A	Motorola	SC22689P173	ECL	1-12	CR	156-0651-00	X	AMD	SN74LS164N	TTL		NP
156-0633-00	A	Motorola	MC10176L	ECL	1-11	CR			Fairchild	74LS164PC/DC			
156-0633-01	A	Motorola	SC22689L176	ECL	1-11	CR			Natl Semic	DM74LS164N/J			
156-0633-02	A	Motorola	MC10176L1	ECL		CR			Signetics	N74LS164AN/F			
156-0634-00	A	Motorola	MC3460L	MOS	1-13	CS			Texas Instr	SN74LS164N/J			
156-0634-01	X		MC3460	MOS		DL	156-0651-01	X		74LS164	TTL		NP
156-0635-00	U	Intersil	IM7505A-2CJF	MOS		NP	156-0651-02	A	Fairchild	74LS164PCQR/DCQR	TTL	1-20	CR
156-0635-01	U	DCA Reliab	MCM6605AL-2	MOS		LS			Motorola	SN74LS164NDS/JDS			
		Motorola	6605AL-2						Signetics	N74LS164NB/FB			
156-0635-02	U		MCM6605-01	MOS		CS			Texas Instr	SN74LS164NP3/JP4			
			6605AL-2										
156-0636-00	A	Fairchild	10111PC	ECL	1-11	CR							
		Motorola	MC1011LP										
		Signetics	10111N										
156-0636-01	X	Texas Instr	SN10111N	ECL		DL							
			10111										

**NEW DESIGN RECOMMENDATION FROM COMPONENT ENGINEERING:

A = Acceptable
N = Not Recommended
U = Undefined
X = Do Not Use

INTEGRATED CIRCUIT PART NUMBER INDEX (CONT)

TEK PART NUMBER TO VENDOR NUMBER

PART NUMBER	**ND	VENDOR	VENDOR NO.	TYPE	*PAGE NO.	§§ST	PART NUMBER	**ND	VENDOR	VENDOR NO.	TYPE	*PAGE NO.	§§ST
156-0652-00	X	Fairchild Nat'l Semic Signetics Texas Instr	74LS266PC DM74LS266N N74LS266N SN74LS266N 74LS366	TTL		NP	156-0669-01	U	Motorola	MCM6590L	MOS		LS
156-0652-01	X			TTL		NP	156-0670-00	U	Motorola	MCM6590L	MOS		DL
156-0652-02	A	Fairchild Motorola Nat'l Semic Signetics Texas Instr	74LS266PQCR/DCQR SN74LS266NDS/JDS DM74LS266NA+/JA+ N74LS266NB/FB SN74LS266NP3/JP4	TTL	1-18	CR	156-0670-01	U	Motorola	MCM6590L	MOS		LS
156-0652-03	N	Signetics	CC3449N	TTL		CR	156-0671-00	U	Motorola	SCM3961P	MOS		DL
156-0653-00	N	AMD Nat'l Semic	AM8838N/J DS8838N/J DS8838N	TTL		NP	156-0671-01	U	Motorola	SCM3961P	MOS		NP
156-0653-01	X	AMD	AM8838NB/JB	TTL		CR	156-0671-02	U	Motorola	MCM6590L	MOS		LS
156-0653-02	N	Nat'l Semic	DS8838NA+/JA+	TTL	1-17	CR	156-0672-00	U	Motorola	SCM3962P	MOS		DL
156-0654-00	X	AMD	9324PC			DL	156-0672-01	U	Motorola	MCM6590L	MOS		NP
156-0654-01	X		9324			DL	156-0672-02	U	Motorola	MCM6590L	MOS		LS
156-0655-00	A	Motorola Silicon Gen Texas Instr	MC7905.2CT SG79052CP UA7952CKC	Linear	3-1	CR	156-0673-00	U	Motorola	MCM6590L	MOS		NP
156-0655-01	A	Motorola Texas Instr	MC7905.2CTD UA7952CKC3	Linear	3-1	CR	156-0673-01	U	Motorola	SCM3963P	MOS		NP
156-0655-02	A		7905.2	Linear		PP	156-0673-02	U	Motorola	SCM3952P/L	MOS		NP
156-0656-00	X	Fairchild Nat'l Semic Texas Instr	74LS90PC/DC DM74LS90N/J SN74LS90N/J	TTL		NP	156-0673-03	U	Motorola	MCM6590L	MOS		LS
156-0656-01	X		74LS90	TTL		NP	156-0674-00	U	Motorola	SCM3964P	MOS		NP
156-0656-02	A	Fairchild Motorola Texas Instr	74LS90PCQR/DCQR SN74LS90NDS/JDS SN74LS90NP3/JP4	TTL	1-15	CR	156-0674-01	U	Motorola	SCM3964P	MOS		NP
156-0657-00	N	Fairchild Motorola	F10410DC MCM10144L/ SCM62462L	Mem Sel Guide	1-5	CR	156-0674-02	U	Motorola	SCM3958	MOS		LS
		NEC America Raytheon Texas Instr	PD10144D RC10144 10144				156-0675-00	U	Motorola	SCM3859	MOS		NP
156-0657-01	N		MCM10144	Mem Sel Guide	1-5	CR	156-0675-01	U	Motorola	SCM37202P/L	MOS		NP
156-0657-02	N	Fairchild Motorola	F10144DC MCM10144L/ SCM30111LK	Mem Sel Guide	1-5	CR	156-0676-00	U	Motorola	SCM3860P	MOS		LR
		NEC Electron	PD10144D				156-0676-01	U	Motorola	SCM3861L/P	MOS		NP
156-0658-00	A	Amer Micro Fairchild Hitachi Motorola	S6850P/C F6850PC/DC HD46850P/C MC6850P/L	Multi Funct	1-2	CR	156-0677-00	U	Motorola	SCM3861L/P	MOS		LR
156-0658-01	A	Amer Micro Fairchild Motorola	S6850C/E-L G850DCQR MC67608P	Multi Funct	1-2	CR	156-0677-01	U	Motorola	SCM3861L/P	MOS		NP
156-0659-00	U	Motorola	MCM3953	MOS		DL	156-0678-00	X	Fairchild Nat'l Semic Texas Instr	74LS283PC DM74LS283N N74LS283N SN74LS283N	TTL		NP
156-0659-01	U	Motorola	SCM3949P	MOS		DL	156-0679-00	A	Fairchild Motorola Nat'l Semic Signetics Texas Instr	74LS283PCQR/DCQR SN74LS283NDS/JDS DM74LS283NA+/JA+ N74LS283NB/FB SN74LS283NP3/JP3	TTL	1-14	CR
156-0660-00	U	Motorola	MCM6590L	MOS		LS	156-0680-00	N	Harris Nat'l Semic	HD-3-74C107-9 MM74C107J	CMOS	1-9	CR
156-0661-00	U	Motorola	MCM6590L	MOS		DL	156-0680-01	X	Nat'l Semic	74C107	CMOS		NP
156-0661-01						LS	156-0680-02	A	Fairchild	MM74C107J/A+	CMOS	1-9	CR
156-0662-00	U	Motorola	MCM6590L	MOS		DL	156-0681-00	X	Motorola	4006DC MC14006BCL	CMOS		NP
156-0662-01	U	Motorola	MCM6590L	MOS		LS	156-0681-01	X		CD4006	CMOS		NP
156-0663-00	U	Motorola	MCM6590L	MOS		LS	156-0681-02	A	Fairchild Motorola	4006BDCQR MC14006BCLDS	CMOS	1-10	CR
156-0663-01						LS	156-0682-00	N	Harris Nat'l Semic	HD1-74C174 MM74C174J	CMOS	1-9	CR
156-0664-00	U	Motorola	MCM6590L	MOS		DL	156-0682-01	X		74C174	CMOS		NP
156-0664-01	U	Motorola	SCM3954P	MOS		NP	156-0682-02	A	Nat'l Semic	MM74C174NA+/JA+	CMOS	1-9	CR
156-0664-02	U	Motorola	MCM6590L	MOS		LS	156-0683-00	N	Signetics	N8T37N	TTL		CR
156-0665-00	U	Motorola	MCM6590L	MOS		DL	156-0683-01	N		8T37B	TTL		CR
156-0665-01						NP	156-0684-00	A	Nat'l Semic	LM323K	Linear	3-1	CR
156-0665-02	U	Motorola	MCM6590L	MOS		LS	156-0685-00	A	Nat'l Semic	LM725CN	Op Amp	3-4	CR
156-0666-00	U	Motorola	MCM6590L	MOS		DL	156-0685-01	X		LM725C	Op Amp		DL
156-0666-01	U	Motorola	MCM6590L	MOS		LS	156-0685-02	X		LM725C	Op Amp		DL
156-0667-00	U	Motorola	MCM6590L	MOS		DL	156-0685-03	A	Nat'l Semic	LM725CN/A+	Op Amp	3-4	CR
156-0667-01						NP	156-0686-00	A	RCA	CA3130S	Op Amp	3-4	CR
156-0667-02	U	Motorola	MCM6590L	MOS		LS	156-0686-01	N	RCA	CA3130S	Op Amp	3-4	PP
156-0668-00	U	Motorola	MCM6590L	MOS		DL	156-0686-02	A	RCA	CA3131SX	Op Amp	3-4	CR
156-0668-01	U	Motorola	SCM3897L	MOS		NP	156-0687-00	A	Motorola	MC10113	ECL	1-11	CR
156-0668-02	U	Motorola	MCM6590L	MOS		DL	156-0687-01	A	Motorola	SC22689P113	ECL	1-11	CR
156-0669-00	U	Motorola	MCM6590L	MOS		DL	156-0688-00	A	Motorola	MC10135L	ECL	1-11	CR
							156-0688-01	A	Fairchild Motorola Signetics Intel	SL81652 SC22689L135 10135FB C2704	ECL	1-11	CR
							156-0689-00	X			Mem Sel Guide		NP
							156-0689-01						NP
							156-0689-02						NP
							156-0689-03						NP
							156-0690-00	X	Fairchild Nat'l Semic Signetics Texas Instr	74S02PC DM74S02N N74S02N SN74S02N	TTL		NP

* LACK OF ENTRY IN COLUMN INDICATES ITEM IS NOT LISTED IN MFR/TEK SECTION OF CATALOG. THIS INDICATES ITEM IS OBSOLETE, NOT RECOMMENDED FOR NEW DESIGN, OR OF LIMITED USE (SUCH AS SPECIALIZED CUSTOM MASK).

• NOT CURRENT VENDOR

INTEGRATED CIRCUIT PART NUMBER INDEX (CONT)

TEK PART NUMBER TO VENDOR NUMBER

PART NUMBER	**ND	VENDOR	VENDOR NO.	TYPE	*PAGE NO.	§§ST
156-0690-01	X	Texas Instr Fairchild Natl Semic Signetics Texas Instr	74S02	TTL	1-18	NP
156-0690-02	X		SN74S02J/N	TTL		CR
156-0690-03	A		74S02PCQR/DCQR DM74S02NA+/JA+ N74S02NB/FB SN74S02NP3/JP4	TTL		CR
156-0691-00	N	Almac-Strom Monolithic Texas Instr	SN74S381N/J MMISN74S381 SN74S381N/J 74S381	TTL	1-14	CS
156-0691-01	N	Monolithic Texas Instr	SN74S381J	TTL		NP
156-0691-02	A		SN74S381J	TTL		CR
156-0691-03	X	Fairchild Monolithic Natl Semic Signetics Texas Instr	74S381J	TTL	1-19	DL
156-0692-00	N		74S183PC/DC 74S183N/D DM74S182N N74S183N/F SN74S182N/J	TTL		CR
156-0692-01	N	Monolithic Signetics Texas Instr	74S182	TTL	1-19	CR
156-0692-02	A		74S182N/D N74S182NB/FB SN74S182NP3/JP4	TTL	1-19	CR
156-0693-00	X	AMD Fairchild Natl Semic Signetics Texas Instr	SN74SL39N 74S139PC DM74S139N N74S139N SN74S139N	TTL		NP
156-0693-01	X	AMD Fairchild Natl Semic Signetics Texas Instr	74S139	TTL	1-16	NP
156-0693-02	A		SN74S139NB/JB 74S139PCQR/DCQR DM74S139NA+/JA+ N74S139NB/FB SN74S139NP3/JP4	TTL		CR
156-0694-00	X	AMD Fairchild Natl Semic Signetics Texas Instr	SN74S138N 74S138PC DM74S138N N74S138N SN74S138N	TTL		NP
156-0694-01	X	AMD Fairchild Natl Semic Signetics Texas Instr	74S138	TTL	1-16	NP
156-0694-02	A		SN74S138JB 74S138DCQR DM74S138JA+ N74S138FB SN74S138JP4	TTL		CR
156-0695-00	X	Signetics	2606-B1	Mem Sel Guide		LR
156-0695-01	N	Texas Instr	2606B-1	Mem Sel Guide		CR
156-0696-00	X		SN74265N	TTL		NP
156-0696-01	X	Texas Instr	74265	TTL	1-18	NP
156-0696-02	N		SN74265JP4	TTL		CR
156-0697-00	N	Natl Semic Signetics Texas Instr	DM74194N N74194N SN74194N	TTL	1-20	CS
156-0697-01	X	AMD Intel Signetics	74194	Mem Sel Guide	1-6	DL
156-0698-00	N		AM9101BPC B2101A-4 2101-1N	Mem Sel Guide		CR
156-0698-01	N	AMD Intel Signetics	AM9101BDC B2101A-4 2101-1N	Mem Sel Guide	1-6	CS
156-0699-00	N	Fairchild	723HM	Linear	3-1	CR
156-0699-01	N	Fairchild Natl Semic Silicon Gen	UA723HMQB LM723H/883 SG723T	Linear	3-1	CR
156-0700-00	N	Natl Semic Signetics	LM741H UA741T	Op Amp		CS
156-0700-01	A	RCA	CA741S	Op Amp		CR
156-0701-00	A	AMD Natl Semic Signetics Texas Instr	AM74S251N DM74S251N N74S251B SN74S251N	TTL		CR
156-0702-00	A	Natl Semic Texas Instr	DM74LS366N/J SN74LS366N/J	TTL	1-14	CR
156-0702-01	A	Natl Semic Texas Instr	DM74LS366NA+/JA+ SN74LS366NP3/JP4	TTL	1-14	CR
156-0703-00	X	Fairchild Natl Semic Signetics Texas Instr	74S64PC DM74S64N N74S64N SN74S64N	TTL		NP

PART NUMBER	**ND	VENDOR	VENDOR NO.	TYPE	*PAGE NO.	§§ST
156-0703-01	X	Fairchild Signetics Texas Instr Motorola	74S64	TTL	1-18	NP
156-0703-02	A		74S64PCQR/DCQR N74S64NB/FB SN74S64N3/J4 MC14046CP	TTL	1-18	CR
156-0704-00	A	Motorola	MC14046CP	Spec Funct	2-3	CR
156-0704-01	N	Motorola	SC62438L	Spec Funct	1-11	CR
156-0705-00	A	Plessey	SP1651B	ECL		CS
156-0706-00	N	Texas Instr	SN74221N	TTL	1-19	CR
156-0706-01	N		74221	TTL	1-19	CR
156-0706-02	N	Texas Instr	SN74221NP3/JP4	TTL	1-19	CR
156-0707-00	X	Fairchild Natl Semic Signetics Texas Instr	74S86PC/DC DM74S86N/J N74S86N/F SN74S86N/J	TTL		NP
156-0707-01	X	Fairchild Natl Semic Signetics Texas Instr	74S86	TTL	1-18	NP
156-0707-02	X		74S86	TTL		DL
156-0707-03	A		74S86DCQR/PCQR DM74S86NA+/JA+ N74S86NB/FB SN74S86NP3/JP4	TTL		CR
156-0708-00	N	AMD Intel Motorola Natl Semic Intel	AM2708DC C2708 MCM2708L MM2708Q A0111	Mem Sel Guide	1-7	CR
156-0709-00	U			MOS		LR
156-0710-00	U	Gen Instr Intel	16K7-301 C8316	MOS		CR
156-0711-00	X	Elec Arrays	EA423035G	MOS		CM
156-0712-00	U	Motorola	SCM3842P	MOS		NP
156-0713-00	U	Motorola	SCM3843P	MOS		NP
156-0713-01	U	Motorola	SCM3893L	MOS		CS
156-0714-00	U	Motorola	SCM3844P	MOS		NP
156-0714-01	U	Motorola	SCM3845P	MOS		NP
156-0715-00	U	Motorola	SCM3845P	MOS		NP
156-0715-01	A	Motorola				CS
156-0716-00	A	Amer Micro Motorola	S6810-A MCM6810S	Mem Sel Guide	1-6	CR
156-0716-01	A	AMI Motorola	S6810-A MCM6810LDS	Mem Sel Guide	1-6	CR
156-0717-00	N	Analog Dev	MP2321-01	Linear		CM
156-0718-00	X	Fairchild Natl Semic Signetics Texas Instr	74LS27PC DM74LS27N N74LS27N SN74LS27N	TTL		NP
156-0718-01	X	Fairchild Motorola Signetics Texas Instr	74LS27	TTL	1-18	NP
156-0718-02	X		74LS27	TTL		DL
156-0718-03	A		74LS27PCQR/DCQR SN74LS27NDS/JDS N74LS27NB/FB SN74LS27NP3/JP4	TTL		CR
156-0719-00	A	Analog Dev	AD7533LN	Spec Funct	2-2	CR
156-0719-01	A	Micro Sys	MP7520LN			
156-0720-00	X	Natl Semic Fairchild Natl Semic Texas Instr	DAC1020LCD/A+ 74LS368PC DM74LS368N SN74LS368N	Spec Funct	2-2	CR
156-0720-01	X	Fairchild Motorola Texas Instr	74LS368	TTL	1-16	NP
156-0720-02	A		74LS368PCQR/DCQR SN74LS368NDS/JDS SN74LS368NP3/JP4	TTL		CR
156-0721-00	X	Fairchild Natl Semic Signetics Texas Instr	74LS132PC DM74LS132N N74LS132N SN74LS132N	TTL		NP
156-0721-01	X	Fairchild Motorola Natl Semic Signetics Texas Instr	74LS132	TTL	1-18	NP
156-0721-02	A		74LS132PCQR/DCQR SN74LS132NDS/JDS DM74LS132NA+/JA+ N74LS132NB/FB SN74LS132N3/J4	TTL		CR

** NEW DESIGN RECOMMENDATION FROM COMPONENT ENGINEERING:

A = Acceptable
N = Not Recommended
U = Undefined
X = Do Not Use

INTEGRATED CIRCUIT PART NUMBER INDEX (CONT)

TEK PART NUMBER TO VENDOR NUMBER

PART NUMBER	** ND	VENDOR	VENDOR NO.	TYPE	* PAGE NO.	§§ ST
156-0721-03	X	Fairchild Nat'l Semic Signetics Texas Instr	74LS132	TTL		DL
156-0721-04	X		74LS132	TTL		DL
156-0722-00	X		74LS12PC DM74LS12N N74LS12A SN74LS12N	TTL		NP
156-0722-01	X	Motorola Nat'l Semic Texas Instr	74LS12	TTL	1-18	NP
156-0722-02	A		SN74LS12NDS/JDS DM74LS12NA+/JA+ SN74LS12NP3/JP4	TTL		CR
156-0723-00	A	Analog Dev	AD7511DIKN/KD	Spec Funct	2-3	CR
156-0723-01	A	Fairchild Motorola Nat'l Semic Signetics Texas Instr	AD7511	Spec Funct	2-3	CR
156-0724-00	X		74LS05PC/DC 74LS05N/J DM74LS05N/J N74LS05N/F SN74LS05N/J	TTL		NP
156-0724-01	X		74LS05	TTL	1-14	NP
156-0724-02	A	Fairchild Motorola Nat'l Semic Signetics Texas Instr	74LS05PCQR/DCQR SN74LS05NDS/JDS DM74LS05NA+/JA+ N74LS05NB/FB SN74LS05NP3/JP4	TTL		CR
156-0725-00	U	Nat'l Semic	MM5213NCUQ/N	MOS		LR
156-0726-00	U	Nat'l Semic	MM5213N/PRO.2	MOS		LR
156-0727-00	X	Fairchild Nat'l Semic Signetics Texas Instr	74LS196PC DM74LS196N N74LS196N SN74LS196N	TTL		NP
156-0727-01	A	Fairchild AMD Motorola Signetics Texas Instr	74LS196PCQR/DCQR SN74LS196NB2/JB2 SN74LS196NDS/JDS N74LS196NB/FB SN74LS196NP3/JP4	TTL	1-15	CR
156-0728-00	X	Fairchild Nat'l Semic Signetics Texas Instr	74LS09PC/DC DM74LS09N/J N74LS09N SN74LS09N/J 74LS09	TTL		NP
156-0728-01	X			TTL		NP
156-0728-02	A	Fairchild Motorola Texas Instr	74LS09PCQR/DCQR SN74LS09NDS/JDS SN74LS09NP3/JP4	TTL	1-18	CR
156-0729-00	N	Nat'l Semic	DM80L98N	TTL		CR
156-0729-01	N	Nat'l Semic	DM80L98NA+/JA+	TTL		CR
156-0730-00	X	Fairchild Motorola Nat'l Semic Signetics Texas Instr	74LS33PC/DC SN74LS33N/J DM74LS33N N74LS33N/F SN74LS33N/J	TTL		NP
156-0730-01	X	Fairchild Motorola Signetics Texas Instr	74LS33	TTL	1-14	NP
156-0730-02	A		74LS33PCQR/DCQR SN74LS33NDS/JDS N74LS33NB/FB SN74LS33NP3/JP4	TTL		CR
156-0731-00	X	Motorola Nat'l Semic Signetics Texas Instr	SN74LS76AN/J DM74LS76N/J N74LS76N/F SN74LS76AN/J 74LS76	TTL		NP
156-0731-01	X			TTL		NP
156-0731-02	A	Motorola Nat'l Semic Signetics Texas Instr	SN74LS76NP3/JP4 DM74LS76NA+/JA+ N74LS76NB/FB SN74LS76NP3/JP4	TTL	1-17	CR
156-0732-00	A	Fairchild Nat'l Semic Signetics Texas Instr	74LS170PC DM74LS170N N74LS170B SN74LS170N	TTL	1-19	CS
156-0732-01	N	Motorola Nat'l Semic Texas Instr	74LS170	TTL	1-19	DL
156-0733-00	X		SN74LS221N/J DM74LS221N/J SN74LS221N/J 74LS221	TTL		NP

PART NUMBER	** ND	VENDOR	VENDOR NO.	TYPE	* PAGE NO.	§§ ST
156-0733-02	A	Motorola Texas Instr	SN74LS221NDS/JDS SN74LS221N3/J4	TTL	1-19	CR
156-0733-03	N	Texas Instr	SN74LS221N/J	TTL	1-19	CR
156-0734-00	N	Fairchild Nat'l Semic Signetics Texas Instr	74LS295PC/DC DM74LS295N/J N74LS295N/F SN74LS295N/J	TTL	1-20	CR
156-0734-01	N	Fairchild Signetics Texas Instr	74LS295A	TTL	1-20	CR
156-0734-02	A		74LS295APCQR/DCQR N74LS295NB/FB SN74LS295NBPe/JP4	TTL		CR
156-0735-00	X	Nat'l Semic Signetics Texas Instr	DM74LS75N N74LS74N SN74LS75N	TTL		NP
156-0735-01	X	Motorola Nat'l Semic Signetics Texas Instr	74LS75	TTL	1-19	NP
156-0735-02	A		SN74LS75NDS/JDS DM74LS75NA+/JA+ N74LS75NB/FB SN74LS75NP3/JP4	TTL		CR
156-0736-00	X	Fairchild Nat'l Semic Signetics Texas Instr	74LS42PC DM74LS42N N74LS42N SN74LS42N 74LS42	TTL		NP
156-0736-01	X			TTL		NP
156-0736-02	A	Fairchild Motorola Nat'l Semic Signetics Texas Instr	74LS42PCQR/DCQR SN74LS42NDS/JDS DM74LS42NA+/JA+ N74LS42NB/FB SN74LS42NP3/JP4	TTL	1-16	CR
156-0737-00	X	Nat'l Semic	DM8574N	Mem Sel Guide		DL
156-0738-00	X	AMD Fairchild Texas Instr	SN74S174N 9S174/74S174PC SN74S174N 74S174	TTL		NP
156-0738-01	X			TTL		NP
156-0738-02	N	AMD Signetics	SN74S174J N74S174F	TTL		DL
156-0738-03	N	AMD Signetics Texas Instr	SN74S174J N74S174F SN83202J	TTL	1-17	CR
156-0738-04	A	Texas Instr	SN74S174JP4	TTL	1-17	CR
156-0739-00	X	Fairchild Signetics Texas Instr	74S32PC N74S32N SN74S32N 74S32	TTL		NP
156-0739-01	X			TTL		NP
156-0739-02	A	Fairchild Signetics Texas Instr	74S32DCQR/PCQR N74S32NB/FB SN74S32NP3/JP4	TTL	1-18	CR
156-0740-00	N	Motorola	MC3459P	TTL	1-16	XE
156-0740-01	X		MC3459	TTL		CR
156-0740-02	N	AMD Fairchild Fairchild	3459	TTL	1-16	MP
156-0741-00	N		93L16PC	TTL		CR
156-0741-01	N	Fairchild	93L16PC/DC	TTL	3-3	CR
156-0742-00	A	Nat'l Semic Texas Instr	93L16 LM318N LM318P	Op Amp		CR
156-0742-01	A		LM318N	Op Amp	3-3	CR
156-0742-02	A	Nat'l Semic Texas Instr	LM318N/A+ LM318P3	Op Amp		CR
156-0743-00	A	Motorola	MC10186L	ECL	1-11	CR
156-0743-01	A	Motorola	MC10186L1	ECL	1-11	CR
156-0744-00	N	AMD Fairchild Texas Instr	SN74S194N 74F194PC/DC 74S194N/J 74S194 74S194	TTL	1-20	CR
156-0744-01	N			TTL	1-20	DL
156-0744-02	X			TTL		CR
156-0744-03	N	Texas Instr	SN74S194J	TTL	1-20	CR
156-0744-04	A	Texas Instr	SN74S194NP3/JP4	TTL		CR
156-0745-00	X	Fairchild Motorola RCA	4069DC MC14069UBCL CD4069UBF	CMOS		NP

* LACK OF ENTRY IN COLUMN INDICATES ITEM IS NOT LISTED IN MFR/TEK SECTION OF CATALOG. THIS INDICATES ITEM IS OBSOLETE, NOT RECOMMENDED FOR NEW DESIGN, OR OF LIMITED USE (SUCH AS SPECIALIZED CUSTOM MASK).

• NOT CURRENT VENDOR.

INTEGRATED CIRCUIT PART NUMBER INDEX (CONT)

TEK PART NUMBER TO VENDOR NUMBER

PART NUMBER	**ND	VENDOR	VENDOR NO.	TYPE	*PAGE NO.	§§ST
156-0745-01	A	Motorola RCA	MC14069UBCLD CD4069UBFX	CMOS	1-9	CR
156-0745-02						SC
156-0746-00	A	Motorola	MC10158P	ECL	1-11	CR
156-0746-01	A	Motorola	MC10158P1/L1	ECL	1-11	CR
156-0746-02						SC
156-0747-00	U	Motorola	SCM3965P	MOS		NP
156-0747-01						LS
156-0748-00	U	Motorola	SCM3966P	MOS		NP
156-0748-01						LS
156-0749-00	X	Motorola	MC14435FL	Linear		OB
156-0750-00	X	Harris	HD1-74C221	CMOS		OB
156-0750-01	X		74C221	CMOS		OB
156-0750-02	A	Natl Semic	MM74C221J/A+	CMOS	1-10	CR
156-0751-00	X	Motorola	MC1405L	Linear		OB
156-0752-00	X	Mitel	SIL14518BF	CMOS		NP
		Motorola	MC14518BCL			
		Natl Semic	CD14518BCJ			
156-0752-01	A	Motorola	MC14518BCLD	CMOS	1-9	CR
		Natl Semic	MM14518BCJA+			
156-0753-00	N	RCA	CD4086BF	CMOS	1-9	CR
156-0753-01	X	Fairchild	4086BDCQR	CMOS		OB
		RCA	CD4086BFX			
156-0754-00	N	Mitel	SIL4002BF	CMOS	1-9	CR
		Motorola	MC14002BCL			
		RCA	CD4002BF			
156-0754-01	N		4002	CMOS	1-9	CR
156-0754-02	A	Motorola	MC14002BCLD	CMOS	1-9	CR
		RCA	CD4002BFX			
156-0755-00	A	Motorola	SC62473	ECL		CR
		Signetics	10216			
156-0755-01	A		10216	ECL		CR
156-0756-00	N	Mitel	SIL4028BF	CMOS	1-9	CR
		Motorola	MC14028BCL			
		RCA	CD4028BF			
156-0756-01	A	Motorola	MC14028BCLD	CMOS	1-9	CR
		RCA	CD4028BFX			
156-0757-00	A	Fairchild	F10211DC	ECL	1-12	CR
		Motorola	MC10211P/L			
		Signetics	10211N			
156-0757-01	A	Motorola	SN10211N/J	ECL	1-12	CR
		Fairchild	SL81653			
		Motorola	MC10211P1/L1			
156-0758-00	A	Fairchild	F10172DC	ECL	1-11	CS
		Motorola	MC10172L			
		Signetics	10172F			
156-0758-01	A	Motorola	SN10172J	ECL	1-11	CR
		Fairchild	SL81654			
		Motorola	MC10172P1/L1			
156-0759-00	A	Fairchild	F10103PC/DC	ECL	1-11	CR
		Motorola	MC10103L/P			
		Signetics	10103B/F			
156-0759-01	X	Motorola	SN10103N/J	ECL		NP
		Texas Instr	10103			
156-0759-02	A	Fairchild	SL81655	ECL	1-11	CR
		Motorola	SC22689P103			
156-0760-00	X	Fairchild	F10175DC	ECL		NP
		Motorola	MC10175L			
		Signetics	10175F			
		Texas Instr	SN10175J			
156-0760-01	A	Fairchild	SL81656	ECL	1-12	CR
		Motorola	SC22689L175			
156-0761-00	A	Fairchild	10415ADC	Mem Sel Guide	1-5	CR
		Motorola	MCM10146L/ SCM30121L			
156-0761-01	A	Motorola	MCM10146L	Mem Sel Guide	1-5	CR
156-0762-00	X	Fairchild	F10153DC	ECL		DL
		Motorola	MC10153L			
		Signetics	10153F			
		Texas Instr	SN10153J			
156-0763-00	A	Motorola	MC14490VL	CMOS	1-10	CR
156-0763-01	N		14490	CMOS	1-10	CR
156-0763-02	A	Motorola	MC14490BCLD	CMOS	1-10	CR
156-0764-00	U	Motorola	MCM68308	MOS		CR
156-0765-00	X	Texas Instr	SN74S169J	TTL		NP

PART NUMBER	**ND	VENDOR	VENDOR NO.	TYPE	*PAGE NO.	§§ST
156-0765-01	X		74S169	TTL		NP
156-0765-02	N	Texas Instr	SN92570J	TTL		CR
156-0765-03	N		74S169	TTL	1-15	CR
156-0765-04	A	Texas Instr	SN74S169N3	TTL	1-15	CR
156-0765-05	X	Texas Instr	SN74S169JP4	TTL		DL
156-0766-00	A	Harris	HD1-74C32	CMOS	1-9	CR
		Natl Semic	MM74C32J/N			
156-0766-01	N		74C32	CMOS		CR
156-0766-02	A					MP
156-0767-00	N	Hitachi	HD14572UBC	CMOS	1-9	CR
		Motorola	MC14572UBCP/L			
156-0767-01	X		14572	CMOS		PP
156-0767-02	A	Motorola	MC14572UBCLD	CMOS	1-9	CR
156-0768-00	N	AMD	SN74LS194AN	TTL	1-20	CR
		Fairchild	74LS194APC			
		Texas Instr	SN74LS194AN			
156-0768-01	A	Fairchild	74LS194APCQR/DCQR	TTL	1-20	CR
		Texas Instr	SN74LS194ANP3/JP4			
156-0769-00	X	Signetics	N82S115F	Mem Sel Guide		CR
156-0769-01	X		82S115			NP
156-0770-00	N	Natl Semic	LF356H	Op Amp	3-4	CR
		Texas Instr	LF356L			
156-0770-01	X		LF356	Op Amp		NP
156-0770-02	N	Natl Semic	LF356H/A+	Op Amp	3-4	CR
156-0771-00	A	Fairchild	F10160DC	ECL	1-12	CS
		Motorola	MC10160L			
		Signetics	10160F			
		Texas Instr	SN10160J			
156-0771-01	A	Fairchild	F10160DCQR/PCQR	ECL	1-12	PP
		Motorola	MC10160P1/L1			
156-0772-00	U	Motorola	SCM3865P/L	MOS		NP
156-0773-00	U	Motorola	SCM3866P/L	MOS		NP
156-0774-00	U	Motorola	SCM3867P/L	MOS		NP
156-0775-00	U	Motorola	SCM3868P/L	MOS		NP
156-0776-00	U	Motorola	SCM3869P/L	MOS		LS
156-0777-00	U	Elec Arrays	P8308A-72B	MOS		NP
		Motorola	SCM44601L			
156-0778-00	U	Elec Arrays	P8308A-729	MOS		DL
		Motorola	SCM44602P/L			
156-0779-00	U	Elec Arrays	P8308A-730	MOS		DL
		Motorola	SCM44603P/L			
156-0780-00	U	Elec Arrays	P8308A-731	MOS		DL
156-0781-00	U	Elec Arrays	P8308A-732	MOS		DL
156-0782-00	U	Elec Arrays	P8308A-733	MOS		DL
156-0783-00	A	Natl Semic	LM399	Linear	3-1	CR
156-0783-01	N	Comp Concepts		Linear	3-1	CR
156-0784-00	N	Natl Semic	LM399H/A+	TTL	1-15	CR
		AMD	SN74LS163N			
		Signetics	N74LS163N/F			
		Texas Instr	SN74LS163AN/J			
156-0784-01	N		74LS163	TTL	1-15	CR
156-0784-02	A	Natl Semic	DM74LS163ANA+	TTL	1-15	CR
		Texas Instr	SN74LS163ANP3			
156-0785-00	N	Intersil	IM5610CJE/CPE	Mem Sel Guide	1-7	CR
		Natl Semic	DM8578N			
		Texas Instr	SN74S288J			
156-0786-00	X	Motorola	MC14070BCL	CMOS		NP
		Natl Semic	MM74C86N			
		RCA	CD4070BF			
156-0786-01	X		4070	CMOS		NP
156-0786-02	A	Motorola	MC14070BCLD	CMOS	1-9	CR
		Natl Semic	MM4070BJA+			
		RCA	CD4070BFX			
156-0786-00	X	Natl Semic	DM80L97N	TTL		DL
156-0787-01	X		80L97	TTL		DL
156-0788-00	X	AMD	SN74LS162AN/J	TTL		NP
		Motorola	SN74LS162AN/J			
		Signetics	N74LS162AN/F			
		Texas Instr	N74S162N/J			

** NEW DESIGN RECOMMENDATION FROM COMPONENT ENGINEERING:

A = Acceptable
 N = Not Recommended
 U = Undefined
 X = Do Not use

INTEGRATED CIRCUIT PART NUMBER INDEX (CONT)

TEK PART NUMBER TO VENDOR NUMBER

PART NUMBER	** ND	VENDOR	VENDOR NO.	TYPE	* PAGE NO.	§§ ST
156-0788-01	A	Motorola Natl Semic Signetics Texas Instr	SN74LS162NDS/JDS DM74LS162NA+/JA+ N74LS162NB/FB SN74LS162NP3/Jp4	TTL	1-15	CR
156-0789-00	X	Motorola Texas Instr	SN74LS165N SN74LS165N	TTL		NP
156-0789-01	X		74LS165	TTL		NP
156-0789-02	A	Motorola Texas Instr	SN74LS165NDS/JDS SN74LS165NP3/Jp3	TTL	1-20	CR
156-0790-00	N	Motorola	MC689P	MOS		CR
156-0791-00	U	Motorola	SCM3862L/P	MOS		LR
156-0792-00	U	Motorola	SCM3863L/P	MOS		NP
156-0793-00	X	Motorola RCA	MC14012BCL CD4012BF	CMOS		NP
156-0793-01	X		4012	CMOS		NP
156-0793-02	A	Motorola RCA	MC14012BCLD CD4012BFX	CMOS	1-9	CR
156-0794-00	U	Motorola	SCM3864L/P	MOS		NP
156-0795-00	X	Fairchild Motorola RCA	4511BDC MC14511BCL CD4511BF	CMOS		NP
156-0795-01	A	Fairchild Motorola RCA	4511BDCQR MC14511BCLD CD4511BFX	CMOS	1-9 & 10	CR
156-0795-02						SC
156-0796-00	N	RCA	CD4094BF	CMOS	1-10	CR
156-0796-01	A	Motorola RCA	MC14094BCLD CD4094BFX	CMOS	1-10	CR
156-0797-00	X	Intel	P4002-2	Mem Sel Guide		CR
156-0798-00	X	AMD Fairchild Signetics Texas Instr	SN74LS153N/J 74LS153PC/DC N74LS153N/F SN74LS153N/J 74LS153	TTL		NP
156-0798-01	X			TTL		NP
156-0798-02	A	AMD Fairchild Motorola Signetics Texas Instr	SN74LS153NB/JB 74LS153PCQR/DCQR SN74LS153NDS/JDS N74LS153NB/FB SN74LS153NP3/Jp4	TTL	1-15	CR
156-0799-00	X	Intel Motorola Natl Semic	SIL4017BF MC14017BCL MM4017BCJ	CMOS		NP
156-0799-01	A	Motorola Natl Semic	MC14017BCLD CD4017BCJA+	CMOS	1-9	CR
156-0800-00	X	Motorola RCA	MC14042BCL CD4042BF	CMOS		NP
156-0800-01	A	Motorola RCA	MC14042BCLD CD4042BFX	CMOS	1-10	CR
156-0801-00	X	Motorola RCA	MC14015BCL CD4015BF	CMOS		NP
156-0801-01	A	Motorola RCA	MC14015BCLD CD4015BFX	CMOS	1-10	CR
156-0802-00	X	Natl Semic RCA	CD4016CJ CD4016AF	CMOS		OB
156-0803-00	N	Intel Natl Semic	D4004 INS4004	uP		CR
156-0804-00	X	Fairchild Motorola Texas Instr	74LS279PC/DC 74LS279N/J SN74LS279N/J	TTL		NP
156-0804-01	X		74LS279	TTL		NP
156-0804-02	A	Fairchild Motorola Natl Semic Texas Instr	74LS279PCQR/DCQR SN74LS279NDS/JDS DM74LS279NA+/JA+ SN74LS279NP3/Jp4	TTL	1-19	CR
156-0804-03	X		74LS279	TTL		DL
156-0805-00	X	Texas Instr	SNC5401J	TTL		CM
156-0806-00	X	Texas Instr	SNC5402J	TTL		CM
156-0807-00	X	Texas Instr	SNC5404J	TTL		CM
156-0808-00	X	Texas Instr	SNC5406J	TTL		CM
156-0808-01	X		5406	TTL		DL
156-0809-00	X	Texas Instr	SNC5408J	TTL		CM
156-0810-00	X	Texas Instr	SNC5410J	TTL		CM
156-0811-00	X	Signetics	DM5411J/883B	TTL		CM
156-0812-00	X	Texas Instr	SNC5412J	TTL		CM

PART NUMBER	** ND	VENDOR	VENDOR NO.	TYPE	* PAGE NO.	§§ ST
156-0813-00	X	Texas Instr	SNC5413J	TTL		CM
156-0814-00	X	Texas Instr	SNC5416J	TTL		CM
156-0815-00	X	Texas Instr	SNC5417J	TTL		CM
156-0816-00	X	Texas Instr	SNC5420J	TTL		CM
156-0817-00	X	Texas Instr	SNC5425J	TTL		CM
156-0818-00	X	Texas Instr	SNC5426J	TTL		CM
156-0819-00	X	Texas Instr	SNC5430J	TTL		CM
156-0820-00	X	Texas Instr	SNC5437J	TTL		CM
156-0821-00	X	Texas Instr	SNC5438J	TTL		CM
156-0822-00	X	Texas Instr	SNC5442AJ	TTL		CM
156-0823-00	X	Texas Instr	SNC5473J	TTL		CM
156-0824-00	X	Texas Instr	SNC5474J	TTL		CM
156-0825-00	X	Texas Instr	SNC5475J	TTL		CM
156-0826-00	X	Texas Instr	SNC5476J	TTL		CM
156-0827-00	X	Texas Instr	SNC5493J	TTL		CM
156-0828-00	X	Texas Instr	SNC54111J	TTL		CM
156-0829-00	X	Texas Instr	SNC54121J	TTL		CM
156-0830-00	X	Texas Instr	SNC54122J	TTL		CM
156-0831-00	X	Texas Instr	SNC54132J	TTL		CM
156-0832-00	X	Texas Instr	SNC54145J	TTL		CM
156-0833-00	X	Texas Instr	SNC54150J	TTL		CM
156-0834-00	X	Texas Instr	SNC54151J	TTL		CM
156-0835-00	X	Texas Instr	SNC54154J	TTL		CM
156-0836-00	X	Texas Instr	SNC54164	TTL		CM
156-0837-00	X	Texas Instr	SNC54175J	TTL		CM
156-0838-00	X	Texas Instr	SNC54177J	TTL		CM
156-0839-00	X	Texas Instr	SNC54180J	TTL		CM
156-0840-00	X	Texas Instr	SNC54193J	TTL		CM
156-0841-00	X	Texas Instr	SN54197J	TTL		CM
156-0842-00	N	Texas Instr	SNC54H87J	TTL		CM
156-0843-00	X	Texas Instr	SNC5400J	TTL		CM
156-0844-00	X	AMD	SN74LS161N	TTL		NP
156-0844-01	X		SN74LS161AN	TTL		NP
156-0844-02	A	Hitachi Motorola Texas Instr	74LS161 HD74LS161P/C SN74LS161AND/JD SN74LS161ANP3/Jp4	TTL	1-15	CR
156-0845-00	X	Natl Semic	DM8160N	TTL		CR
156-0845-01	X		DM8160	TTL		CR
156-0845-02	N	Natl Semic	DM8160N/A+	Linear	3-1	CR
156-0846-00	A	Motorola Natl Semic Silicon Geh Texas Instr	MC7905CT LM7905CT SG7905CP UA7905KC			CR
156-0847-00	A	Motorola	MC10145L	Mem Sel Guide	1-5	CR
156-0847-01	A	Motorola	SCM22690L145/ MC10145LDS	Mem Sel Guide	1-5	CR
156-0848-00	A	Motorola Signetics	MC10212P/L 10212B	ECL	1-12	CR
156-0848-01	A	Motorola	MC10212P1/L1	ECL	1-12	PP
156-0849-00	A	Motorola	MC3446AP	TTL	1-16	CR
156-0850-00	X	Fairchild Harris	4702BDC HD1-4702-9 34702	CMOS		NP
156-0850-01	X			CMOS		NP
156-0850-02	A	Fairchild Harris	4702BCDQR HD1-4702-B2118	CMOS	1-9	CR
156-0851-00	N	Signetics	N8T09A	TTL	1-17	CR
156-0851-01	X		N8T09A	TTL		CR
156-0851-02	N	Signetics	N8T09ANB/FB	TTL	1-17	CR
156-0852-00	X	Motorola Signetics Texas Instr	SN74LS367AN/J N74LS367N/F SN74LS367N/J 74LS367	TTL		NP
156-0852-01	X		SN74LS367NDS	TTL		NP
156-0852-02	X	Motorola Texas Instr	SN74LS367NP3	TTL	1-16	CR
156-0853-00	A	Motorola Natl Semic Signetics	MLM358P1 LM358N NE532	Op Amp	3-3	CR
156-0853-01	U		LM532N	Op Amp		DL
156-0853-02	A	Motorola	LM358J	Op Amp	3-3	CR

* LACK OF ENTRY IN COLUMN INDICATES ITEM IS NOT LISTED IN MFR/TEK SECTION OF CATALOG. THIS INDICATES ITEM IS OBSOLETE, NOT RECOMMENDED FOR NEW DESIGN, OR OF LIMITED USE (SUCH AS SPECIALIZED CUSTOM MASK).

• NOT CURRENT VENDOR

INTEGRATED CIRCUIT PART NUMBER INDEX (CONT)

TEK PART NUMBER TO VENDOR NUMBER

PART NUMBER	**ND	VENDOR	VENDOR NO.	TYPE	*PAGE NO.	§§ST
156-0854-00	A	Natl Semic Prec. Mono Silicon Gen	LM308AN OP-08FP SG308AY	Op Amp	3-4	CR
156-0854-01	A	Motorola Natl Semic Prec. Mono Silicon Gen	LM308ANDS LM308AN/A+ PM308-027Z SG308AY	Op Amp	3-4	CR
156-0855-00	U	Motorola	SCM3889P	MOS		CM
156-0856-00	U	Motorola	SCM3890P	MOS		LS
156-0857-00	U	Motorola	SCM3891P	MOS		LS
156-0858-00	A	Siliconix	DG201ACJ	Spec Funct	2-3	CR
156-0859-00	N	Monolithic	MMI6306-1J	Mem Sel Guide	1-7	CR
156-0860-00	A	Motorola Signetics	MC10116L 10116F 10116	ECL	1-12	CR
156-0860-01	X	Motorola	MC10116P1	ECL	1-12	CR
156-0860-02	A	Motorola Signetics	10116N	ECL		CR
156-0861-00	N	Fairchild Motorola	74LS124 72LS124	Spec Funct	2-3	CR
156-0861-01	A	Texas Instr Texas Instr	SN74LS629N/J SN74LS629NP3/JP4	Spec Funct	1-20 & 2-3	CR
156-0862-00	X	Mostek Motorola	MK4096K-11 MCM6604L	Mem Sel Guide		CR
156-0862-01	N	Motorola	MCM6604			CR
156-0862-02	N	Motorola	MCM6604L			DL
156-0863-00	A	Motorola	MC10181L	ECL	1-11	CR
156-0863-01	A	Motorola Signetics	MC10181L1 10181FB	ECL	1-11	CR
156-0864-00	A	Motorola	MC14521BCL	CMOS	1-9	CR
156-0864-01	A	Motorola	MC14521BCLD	CMOS	1-9	CR
156-0865-00	X	Natl Semic	MM14521BCJA+			NP
156-0865-01	X	Fairchild Signetics Texas Instr	74LS273PC/DC N74LS273N/F SN74LS273N/J	TTL		NP
156-0865-02	A	Fairchild Motorola Signetics Texas Instr	74LS273 74LS273PCQR/DCQR SN74LS273NDS/JDS N74LS273NB/FB SN74LS273NP3/JP3	TTL	1-17	CR
156-0866-00	N	Fairchild Motorola	74LS133PC/DC SN74LS133N/J	TTL	1-18	CR
156-0866-01	N	Fairchild	74LS133	TTL	1-18	CR
156-0866-02	A	Fairchild Motorola	74LS133PCQR/DCQR SN74LS133NDS/JDS	TTL	1-18	CR
156-0867-00	X	Intel	D/C4009	Multi Funct		DL
156-0868-00	X	Natl Semic Intel	INS4009P/J D/C4008	CMOS		DL
156-0869-00	N	Natl Semic Harris	INS4008P/J HD1-74C151 MM74C151J	CMOS	1-9	CR
156-0869-01	A	Natl Semic	MM74C151JA+	CMOS	1-9	CR
156-0870-00	A	Fairchild	F10010DC	ECL	1-11	CR
156-0870-01	A	Fairchild	SL81658	ECL	1-11	CR
156-0871-00	N	Signetics	2516N/CM2150N	Mem Sel Guide	1-4	OB
156-0872-00	A	Motorola Natl Semic	MC7912CT LM7912CT	Linear	3-1	CR
156-0872-01	A	Fairchild Motorola	UA7912UCQR MC7912CTD	Linear	3-1	CR
156-0872-02	A	AMD	7912	Linear	3-1	CR
156-0873-00	X	AMD	AM9130APC/ADC	Mem Sel Guide		DL
156-0873-01	X		9130A			CS
156-0873-02	X	Fairchild	74LS259PC	TTL	1-19	CR
156-0874-00	N	Motorola Texas Instr	SN74LS259N 74LS259N	TTL		NP
156-0874-01	X	Fairchild	74LS259	TTL		NP
156-0874-02	A	Fairchild Motorola Texas Instr	74LS259PCQR/DCQR SN74LS259NDS/JDS SN74LS259NP3/JP4	TTL	1-19	CR
156-0875-00	X	Fairchild Motorola Natl Semic Signetics Texas Instr	74LS51PC/DC SN74LS51N/J DM74LS51N/J N74LS51N/F SN74LS51N/J	TTL		NP

PART NUMBER	**ND	VENDOR	VENDOR NO.	TYPE	*PAGE NO.	§§ST
156-0875-01	X	Fairchild	74LS51	TTL	1-18	NP
156-0875-02	A	Motorola Natl Semic Signetics Texas Instr	74LS51DCQR/PCQR SN74LS51NDS/JDS DM74LS51NA+/JA+ N74LS51NB/FB SN74LS51NP3/JP4	TTL		CR
156-0876-00	N	Harris Natl Semic	HD1-74C14 MM74C14	CMOS	1-9	CR
156-0876-01	A	Natl Semic	MM74C14JA+	CMOS	1-9	CR
156-0876-02	X	Motorola RCA	MC14584BCLD CD40106BFX	CMOS		OB
156-0877-00	A	Intel	D8251A	Multi Funct	1-2	CR
156-0877-01	A	Intel	Q/P/D8251A	Multi Funct	1-2	CR
156-0877-02	X	AMD NEC America	D/P8251 μP8251C/D	Multi Funct		CR
156-0877-03						SC
156-0877-04	A	Intel	P/D8251A	Multi Funct	1-2	CR
156-0878-00	X	Motorola Natl Semic	MC1489L DS1489J	TTL		NP
156-0878-01	A	Motorola	MC1489LDS	TTL	1-16	CR
156-0878-02						SC
156-0879-00	X	Motorola	MC1488	TTL	1-16	NP
156-0879-01	A	Motorola	MC1488LDS	TTL		CR
156-0879-02						SC
156-0880-00	A	Fairchild Motorola	10231DC MC10231L	ECL	1-11	CR
156-0880-01	X		10231	ECL		DL
156-0880-02	A	Fairchild Motorola	SL81662 SC22689P/L231	ECL	1-11	CR
156-0880-03	A		10231	ECL	1-11	CR
156-0880-04						SC
156-0881-00	N	Fairchild	95400DC	Mem Sel Guide	1-5	LR
156-0882-00	X	Gen Instr	RO-3-2513CGR-003	MOS		CR
156-0883-00	N	Natl Semic Texas Instr	DM74S196J 74S196J	TTL	1-15	CR
156-0883-01	N	Motorola	SC22689P231	TTL	1-15	CR
156-0883-02	N	Natl Semic	DM74S196JA+	TTL	1-15	CR
156-0884-00	X	Digital Com	KEV11	Linear		DL
156-0885-02	U	Gen Elec	H11AX940	Opto		PP
156-0885-03	U			Opto		PP
156-0886-00	N	Harris Natl Semic	HD1-74C48 MM74C48J	CMOS	1-9	CR
156-0886-01	X		74C48	CMOS		CR
156-0886-02	A	Natl Semic	MM74C48JA+	CMOS	1-9	CR
156-0887-00	X	Harris	HM1-6562-9	Mem Sel Guide		LR
156-0887-01	X		HM6562			NP
156-0888-00	X	Natl Semic	DS75494N	TTL		NP
156-0888-01	X		75494	TTL		NP
156-0888-02	N	Natl Semic	DS75494N/A+	TTL	1-17	CR
156-0889-00	U	AMD	AM9208BDC	MOS		NP
156-0890-00	U	AMD	AM9208	MOS		NP
156-0891-00	U	AMD	AM9208BDC	MOS		CR
156-0892-00	U	AMD	P8303	MOS		CR
156-0893-00	N	Motorola Fairchild Natl Semic Signetics	MCM68308 2102FPC/DC 2102N N21F02B	Mem Sel Guide	1-6	NP
156-0893-01	N	Fairchild Natl Semic	2102FDC/PC 2102AN	Mem Sel Guide	1-6	DL
156-0893-02						SC
156-0894-00	X	Harris Natl Semic	HD1-74C89 MM74C89J	CMOS		DL
156-0895-00	X	Mitel Motorola Natl Semic	SIL4020BF MC14020BCL MM4020BCJ	CMOS		NP
156-0895-01	A	Motorola RCA	MC14020BCLD CD4020BFX	CMOS	1-9	CR

** NEW DESIGN RECOMMENDATION FROM COMPONENT ENGINEERING:

A = Acceptable
N = Not Recommended
U = Undefined
X = Do Not Use

INTEGRATED CIRCUIT PART NUMBER INDEX (CONT)

TEK PART NUMBER TO VENDOR NUMBER

PART NUMBER	** ND	VENDOR	VENDOR NO.	TYPE	* PAGE NO.	§§ ST
156-0896-00	X	Motorola	MC14553BCL	CMOS	1-9	NP
156-0896-01	A	Motorola	MC14553BCLD	CMOS		CR
156-0897-00	X	Motorola	MC14508BCL	CMOS		OB
156-0898-00	X	Fairchild Motorola RCA	4556BDC MC14556BCL CD4556BF	CMOS		NP
156-0898-01	A	Fairchild Motorola RCA	4556BDCQR MC14556BCLD CD4556BFX	CMOS	1-9	CR
156-0899-00	U	Gen Instr	8316A-1303	MOS		CR
156-0899-01	U		8316A-1303	MOS		CR
156-0900-00	U	Gen Instr	8316A-4304	MOS		CR
156-0900-01	U		8316A-4304	MOS	3-2 & 5 3-1	CR
156-0901-00	A	RCA	CA3060E	Array		CR
156-0902-00	A	Motorola	MC1355P	Linear		CR
156-0903-00	X	Intel	D3624-4	Mem Sel Guide		LR
156-0904-00	A	Harris Signetics	HA0-0911-6 XNE5534CK	Op Amp	1-7 3-1	CR
156-0905-00	N	Fairchild	93427DC	Mem Sel Guide		CR
156-0906-00	A	Motorola	MC1357	Linear		CR
156-0907-00		Motorola Texas Instr	4N26 4N26			CR
156-0908-00	A	Intersil	ITS80006	Spec Funct	2-2	CR
156-0909-00	A	Intersil	ITS80007	Spec Funct		CR
156-0910-00	X	Fairchild Motorola Texas Instr	SL68104 SN74LS390N/J SN74LS390N/J	TTL		NP
156-0910-01	X		74LS390	TTL		NP
156-0910-02	A	Fairchild Motorola Texas Instr	74LS390PQR/DCQR SN74LS390NDS/JDS SN74LS390NP3/JP4	TTL	1-15	CR
156-0911-00	U	Natl Semic	LF13202N	CMOS		DL
156-0912-00	A	RCA	CA3080E	Op Amp		OB
156-0912-01	A	RCA	CA3080EX	Op Amp		CR
156-0913-00	X	Fairchild Motorola Signetics Texas Instr	74LS377PC/DC SN74LS377N/J N74LS377N/F SN74LS377N/J	TTL	1-17	NP
156-0913-01	X		74LS377	TTL		NP
156-0913-02	A	Motorola Signetics Texas Instr	SN74LS377NDS/LDS N74LS377NB/FB SN74LS377NP3/JP4	TTL		CR
156-0914-00	X	AMD Fairchild Monolithic Motorola Signetics Texas Instr	SN74LS240N/J 74LS240PC/DC 74LS240N/J SN74LS240N/J N74LS240N/F SN74LS240N/J	TTL		NP
156-0914-01	X		74LS240	TTL	1-14	NP
156-0914-02	A	Fairchild Monolithic Motorola Signetics Texas Instr	74LS240PCQR/DCQR 74LS240N/J SN74LS240NDS/JDS N74LS240NB/FB SN74LS240NP3/JP4	TTL		CR
156-0914-03	N	AMD Signetics	74LS240N/J CD2046N/F-03	TTL		CR
156-0915-00	X	Texas Instr	SN74LS280N	TTL		NP
156-0915-01	X		74LS280	TTL	1-19	NP
156-0915-02	A	Texas Instr	SN74LS280N3/J4	TTL		CR
156-0916-00	X	AMD Natl Semic	DMB1LS97N DMB1LS97N	TTL		NP
156-0916-01	X		81LS97	TTL		NP
156-0916-02	A	AMD Natl Semic	AMB1LS97NB/JB DMB1LS97NA+/JA+	TTL	1-14	CR
156-0917-00	N	Signetics	N8881N	Linear		CR
156-0918-00	A	Natl Semic	LM321AH/A+	Op Amp		CR
156-0919-00	N	Raytheon	RC8271DD	TTL		PP
156-0920-00	A	Signetics Fairchild Motorola	N8271B 10161DC MD10161L	ECL	1-11	CS
156-0920-01	A	Fairchild Motorola	F10161DCQR/PC MC10161P1/L1	ECL		CR
156-0921-00	A	RCA	CA3140S	Op Amp		CR
156-0921-01	A	DCA Reliab RCA		Op Amp		CR

PART NUMBER	** ND	VENDOR	VENDOR NO.	TYPE	* PAGE NO.	§§ ST
156-0921-02	A	RCA	CA3140TX	Op Amp	3-4	CR
156-0922-00	N	Fairchild Natl Semic Signetics Texas Instr	74H05PC/DC DM74H05N/J N74H05N/F SN74H05N/J	TTL		CR
156-0922-01	N		74H05	TTL		CR
156-0922-02	N		74H05	TTL		MP
156-0923-00	A	Motorola	MC1697P	ECL	1-14 1-12	LS
156-0924-00	X	Texas Instr	TMS4051JL	Mem Sel Guide		DL
156-0925-00	X	Fairchild RCA	4085BDC CD4085BF	CMOS		OB
156-0925-01	X	Fairchild	4085BDC	CMOS	3-1	LR
156-0925-02	X	RCA	CD4085BFX	CMOS		OB
156-0926-00	A	Fairchild Motorola	uA7824UC MC7824CT	Linear		CR
156-0926-00	A	Natl Semic Signetics	LM340T-24 uA78HV24CU			
156-0927-00	A	Motorola	MC3410CL	Spec Funct	2-2	CR
156-0927-01	N		MC3410	Spec Funct		DL
156-0927-02	X		MC3410CLD	Spec Funct		CR
156-0927-03	N					PP
156-0928-00	N	AMD Motorola Texas Instr	AM74LS243N/J SN74LS243N/J SN74LS243N/J	TTL	1-14 & 16	CR
156-0928-01	N		74LS243	TTL		NP
156-0928-02	A	AMD Motorola Texas Instr	SN74LS243NB/JB SN74LS243NDS/JDS SN74LS243NP3/JP4	TTL		CR
156-0929-00	N	Texas Instr	SN74159	TTL		CR
156-0930-00	N	Motorola	SC75012P	Linear	3-1	CR
156-0931-00	N	Harris	HD1-74C175	CMOS		CR
156-0931-01	A	Natl Semic	MM74C175J	CMOS		CR
156-0932-00	U	Natl Semic	MM74C175JA+	MOS		LR
156-0933-00	A	Exar RCA Silicon Gen Texas Instr Silicon Gen	3524CN CA3524G S69257 S63524J S69976	Linear	3-1	CR
156-0933-01	A			Linear		CR
156-0934-00	A	Texas Instr	SN75152	TTL		CM
156-0934-01	X		74152	TTL		CM
156-0935-00	N	Texas Instr	TMS9900J	Multi Funct	1-2	CR
156-0935-01	N	Texas Instr	MP9534JL	Multi Funct		CR
156-0935-02	N		9900	Multi Funct		CR
156-0935-03	N	Texas Instr	TMS9900-40J	Multi Funct		CR
156-0936-00	A	RCA	CA3080AS/5	Op Amp	3-5	CR
156-0937-00	A	Analog Dev	AD580LH	Linear		CR
156-0938-00	N	Harris Natl Semic	HD1-74C10 MM74C10J	CMOS		PP
156-0938-01	A	Natl Semic	MM74C10NA+/JA+	CMOS	1-9	CR
156-0939-00	X	AMD Fairchild	93L28PC 93L28PC/DC	TTL		L
156-0940-00	X	Intersil	525046	TTL		LR
156-0941-00	N	Harris Natl Semic	HD1-74C00 MM74C00J	CMOS		PP
156-0941-01	A	Natl Semic	MM74C00JA+/NA+	CMOS	1-9	CR
156-0942-00	X		MC1391P			DL
156-0943-00	N	Elec Mem	4804A	Mem Sel Guide		LS
156-0943-01	N	EMM	EMM4804A	Mem Sel Guide		CS
156-0944-00	X	Motorola	MC8505P	MOS	1-2 & 17	DL
157-0945-00	N	AMD Intel Natl Semic NEC Micro	AM8224D DB224 DP8224J uPB8224D	Multi Funct		CR
156-0945-01	N	AMD Intel	AM8224DCB QD8224	Multi Funct		CR
156-0946-00	A	Natl Semic	MM5321N	MOS	1-13	CR
156-0947-00	N	AMD Intel Natl Semic NEC Micro	AM8228D DB228 DP8228J uPB8228D	Multi Funct		CR

* LACK OF ENTRY IN COLUMN INDICATES ITEM IS NOT LISTED IN MFR/TEK SECTION OF CATALOG. THIS INDICATES ITEM IS OBSOLETE, NOT RECOMMENDED FOR NEW DESIGN, OR OF LIMITED USE (SUCH AS SPECIALIZED CUSTOM MASK).

• NOT CURRENT VENDOR.

INTEGRATED CIRCUIT PART NUMBER INDEX (CONT)

TEK PART NUMBER TO VENDOR NUMBER

PART NUMBER	**ND	VENDOR	VENDOR NO.	TYPE	*PAGE NO.	§§ST
156-0947-01	X	Intel Fairchild Texas Instr	8228	Multi Funct	1-2	DL
156-0947-02	N		D8228-S4241	Multi Funct		CS
156-0948-00	X		74S175DC SN74S175J	TTL		NP
156-0948-01	X		74S175	TTL		NP
156-0948-02	A	Fairchild	74S175DCQR	TTL	1-17	CR
		Texas Instr	SN74S175J4			
156-0949-00	X	Monolithic	67110D	TTL		LS
156-0950-00	A	Motorola	MCM66750	Mem Sel Guide	1-4	CR
156-0950-01	X		6575			DL
156-0950-02	X	Motorola	MCM66750PDS/LDS			CR
156-0951-00	X	Motorola	SN74LS173N/J	TTL		NP
		Natl Semic	DM74LS173N/J			
		Texas Instr	SN74LS173N/J			
156-0951-01	X		74LS173	TTL		NP
156-0951-02	A	Motorola	SN74LS173NDS/JDS	TTL	1-20	CR
		Natl Semic	DM74LS173NA+/JA+			
		Texas Instr	SN74LS173N3/J4			
156-0952-00	X	Motorola	MCM6581L	Mem Sel Guide		OB
156-0952-01	X		MCM6581			DL
156-0953-00	X	Fairchild	74LS85PC/DC	TTL		NP
		Motorola	SN74LS85N/J			
		Signetics	N74LS85N/F			
		Texas Instr	SN74LS85N/J			
156-0953-01	X		74LS85	TTL		NP
156-0953-02	A	Fairchild	SL82266	TTL	1-14	CR
		Motorola	SN74LS85NDS/JDS			
		Natl Semic	DM74LS85NA+/JA+			
		Signetics	N74LS85NB/FB			
		Texas Instr	SN74LS85NP3/JP4			
156-0953-03	N	Motorola	SN74LS85J	TTL		CM
		Natl Semic	DM74LS85J			
		Texas Instr	SN74LS85J			
156-0954-00	N	Intel	8080AC	Multi Funct	1-2	CR
		Natl Semic	8080AD			
156-0954-01	X		8080A	Multi Funct		DL
156-0955-00	X	AMD	SN74LS241N/J	TTL		NP
		Fairchild	74LS241PC/DC			
		Monolithic	74LS241N/J			
		Signetics	N74LS241N/F			
		Texas Instr	SN74LS241N/J			
156-0955-01	X		74LS241	TTL		NP
156-0955-02	A	AMD	DM74LS241NB/JB	TTL	1-14	CR
		Fairchild	74LS241PCQR/DCQR			
		Monolithic	SN74LS241N/J			
		Motorola	SN74LS241NDS/JDS			
		Signetics	N74LS241NB/JB			
		Texas Instr	SN74LS241NP3/JP4			
156-0956-00	X	AMD	SN74LS244N/J	TTL		NP
		Monolithic	SN74LS244N/J			
		Motorola	SN74LS244N/J			
		Signetics	SN74LS244N/F			
		Texas Instr	SN74LS244N/J			
156-0956-01	X		74LS244	TTL		NP
156-0956-02	A	AMD	SN74LS244NB/JB	TTL	1-14	CR
		Monolithic	SN74LS244N/J			
		Motorola	SN74LS244NDS/JDS			
		Signetics	N74LS244NB/FB			
		Texas Instr	SN74LS244NP3/JP4			
156-0956-03	X		74LS244	TTL		DL
156-0956-04	N	AMD	N74LS244NB/JB	TTL		CR
		Signetics	N74LS244NB/FB			
156-0957-00	X	AMD	SN74LS169N	TTL		NP
		Natl Semic	DM74LS169N/J			
156-0957-01	A	Natl Semic	DM74LS169NA+/JA+	TTL	1-15	CR
156-0958-00	A	Analog Dev	AD5001B	Spec Funct	2-2	CR
156-0958-01	A	Burr-Brown	2D131			CR
156-0959-00	A	Burr-Brown	2D131	Spec Funct	2-2	CR
156-0959-01	A		DAC80-CBI-V	Spec Funct	2-2	PP
			DAC-80-CBI-V			
156-0960-00	N	Natl Semic	74S471J	Mem Sel Guide	1-7	CR
		Texas Instr	TBP18S22			
156-0961-00	N	Motorola	MC14093BCL	CMOS	1-9	CR
		RCA	CD4093BF			
156-0961-01	X		MC4093	CMOS		DL

PART NUMBER	**ND	VENDOR	VENDOR NO.	TYPE	*PAGE NO.	§§ST
156-0961-02	A	Motorola	MC14093BLDS	CMOS	1-9	CR
		RCA	CD4093BFX			
156-0961-03	X		4093B	CMOS		DL
156-0961-04						SC
156-0962-00	N	Intel	8212	Multi Funct	1-2	CR
156-0963-00	N	Intel	8214	Multi Funct	1-2	PP
156-0964-00	U	Fairchild	FSC35392	MOS		DL
156-0965-00	N	Intel	D3242/S6624	Multi Funct	1-2	CR
		Motorola	MC3242AL			
156-0965-01	U	Intel	3242	Multi Funct		DL
156-0965-02	U	Intel	D3242-S6625	Multi Funct		CR
156-0966-00	X	Texas Instr	SN74S260N	TTL		NP
156-0966-01	A	Texas Instr	SN74S260NP3	TTL	1-18	CR
156-0967-00	A	Analog Dev	AD561J	Spec Funct	2-2	CR
156-0968-00	A	Intel	2117-3	Mem Sel Guide	1-4	CR
		ITT	4116-3J/3D			
		Mostek	MK4116J-3			
		Nippon Elec	416-2			
156-0968-01	X	Mostek	MK4116P-3	Mem Sel Guide		NP
156-0968-02	N	Eaton-Pacific		Mem Sel Guide	1-4	CR
		Microtest				
156-0969-00	N	Fairchild	F9401DC	Mem Sel Guide		CR
156-0969-01	X	Fairchild	9401			DL
156-0969-02	N	Fairchild	F9401DCQR			CR
156-0970-00	X	Fairchild	74LS26PC/DC	TTL		NP
		Motorola	SN74LS26N/J			
		Signetics	N74LS26N/F			
		Texas Instr	SN74LS26N/J			
156-0970-03	A	Fairchild	74LS26PCQR/DCQR	TTL	1-18	CR
		Signetics	N74LS26NB/FB			
		Texas Instr	SN74LS26NP3/JP4			
156-0971-00	X	Intel	P/D3604L-6	Mem Sel Guide		DL
156-0972-00	N	Intel	2104A-4	Mem Sel Guide	1-4	CS
		Mostek	MK4027-4			
156-0972-01	X	Mostek	MK4027-4			DL
156-0972-02	U	Intel	2104A-4			DL
156-0972-03	U	Eaton-Pacific				NP
		Geo Reliab				
		Intel	INT2104A-4			
		Microtest				
		Mostek	MK4027-4			
156-0972-04	X	Intel	2104A-4			DL
156-0972-05	U	Intel	2104A-4			CS
156-0973-00	N	Arrow Elect	N82S2708F	Mem Sel Guide	1-7	CR
		Hamilton-Av	N82S2708F			
		Signetics	N82S2708F			
156-0974-00	U		UA741MJG	Op Amp		DL
156-0975-00	X	AMD	SN74LS299N/J	TTL		NP
		Texas Instr	SN74LS299N/J			
156-0975-01	N		74LS299	TTL		DL
156-0975-02	A	AMD	DM74LS299N-B/J-B	TTL	1-20	CR
		Texas Instr	SN74LS299NP3/JP4			
156-0975-03	N	AMD	SN74LS299NB/JB	TTL	1-20	CR
		Hitachi	74LS299P/C			
156-0976-00	A	Signetics	N82S181F	Mem Sel Guide	1-7	CR
156-0977-00	A	Harris	HA2-2655-5	Op Amp	3-3	CR
156-0978-00	U	Motorola	SCM37226P/L	MOS		NP
156-0979-00	U	Motorola	SCM37227P/L	MOS		NP
156-0980-00	U	Motorola	SCM37228P/L	MOS		NP
156-0981-00	U	Motorola	SCM37229P/L	MOS		NP
156-0982-00	X	AMD	SN74LS374JT	TTL		NP
		Fairchild	74LS374PC/DC			
		Monolithic	SN74LS374N/J			
		Signetics	N74LS374N/F			
		Texas Instr	SN74LS374N/J			
156-0982-01	X	Signetics	74LS374	TTL		NP
156-0982-02	N	Fairchild	74LS374PC/DCQR	TTL		CR
		Monolithic	SN74LS374N/J			
		Natl Semic	DM74LS374NA+/JA+			
		Signetics	N74LS374NB/FB			
		Texas Instr	SN74LS374N3/J4			

** NEW DESIGN RECOMMENDATION FROM COMPONENT ENGINEERING:

A = Acceptable
N = Not Recommended
U = Undefined
X = Do Not Use

INTEGRATED CIRCUIT PART NUMBER INDEX (CONT)

TEK PART NUMBER TO VENDOR NUMBER

4

PART NUMBER	** ND	VENDOR	VENDOR NO.	TYPE	* PAGE NO.	§§ ST
156-0982-03	A	Fairchild Monolithic Natl Semic Signetics Texas Instr	74LS374PCQR/DCQR SN74LS374N/J DM74LS374NA+/JA+ N74LS374NB/FB SN74LS374N3/J4	TTL	1-17	CR
156-0983-00	A	Mostek Zilog	MK3880J-4 Z-80A	Multi Funct	1-2	CR
156-0983-01	A	Mostek	MK3880P-4/J-4	Multi Funct		CR
156-0983-02	A	Mostek Zilog	3880N-4 Z-80A-CPU-PS	Multi Funct	1-2	CR
156-0983-03						CR
156-0983-04						SC
156-0984-00	X	AMD Signetics	27LS00DC N82S116F N82S116F	Mem Sel Guide		CS
156-0984-01	X	Signetics	N82S116F			DL
156-0985-00	X	Fairchild Motorola Signetics	74LS260PC/DC SN74LS260N/J N74LS260N/F	TTL		NP
156-0985-01	A	Fairchild Motorola Signetics	74LS260PCQR/DCQR SN74LS260NDS/JDS N74LS260FB/NB	TTL	1-18	CR
156-0985-02	X		74LS260	TTL		DL
156-0986-00	X	Signetics	2650A-I	Multi Funct		NP
156-0986-01	X	Signetics	2650A-I	Multi Funct		NP
156-0986-02	X	Signetics	2650-A-I-I	Multi Funct		CR
156-0987-00	N	AMD	9140BDC	Mem Sel Guide	1-6	CR
156-0987-01	N	AMD	9140BDC	Mem Sel Guide	1-6	PP
156-0987-02	N	AMD	9140BDC	Mem Sel Guide	1-6	CR
156-0988-00	X	Natl Semic Signetics Silicon Gen	LM340T-15 uA78HV15CU SG7815ACP	Linear		OT
156-0989-00	X	Fairchild Natl Semic Texas Instr	74LS670PC/DC DM74LS670N/J SN74LS670N/J	TTL		NP
156-0989-01	X		74LS670N	TTL		NP
156-0989-02	A	Fairchild Motorola Natl Semic Texas Instr	74LS670PCQR/DCQR SN74LS670NDS/JDS DM74LS670NA+/JA+ SN74LS670NP3/JP4	TTL	1-19	CR
156-0990-00	X	Fairchild Texas Instr	74LS136PC SN74LS136N	TTL		NP
156-0990-01	A	Fairchild Texas Instr	74LS136PCQR/DCQR SN74LS136NP3/JP4	TTL	1-18	CR
156-0990-02						SC
156-0991-00	A	Fairchild Motorola	uA78L05AWC MC78L05ACPD	Linear	3-1	CR
156-0991-01	A	Fairchild Motorola	uA78L05AWCQR MC78L05ACPD	Linear	3-1	CR
156-0992-00	N	Intel	D3245	TTL	1-16	CR
156-0993-00	N	Texas Instr	SN74LS362N	Multi Funct	1-2 & 16	PP
156-0993-01	A	Texas Instr	SN74LS362J4	Multi Funct	1-2 & 16	CR
156-0993-02	N	Texas Instr	TIM9904-40J	Multi Funct	1-2 & 16	CR
156-0994-00	X	Fairchild Hitachi Motorola Texas Instr	74LS151PC/DC HD74LS151P/C 74LS151N/J SN74LS151N/J	TTL		NP
156-0994-01	X		74LS151	TTL		NP
156-0994-02	A	Fairchild Hitachi Motorola Texas Instr	74LS151PCQR/DCQR HD74LS151P/C SN74LS151NDS/JDS SN74LS151NP3/JP4	TTL	1-15	CR
156-0995-00	N	Signetics	N8T16N/F	TTL	1-17	OT
156-0996-00	N	AMD Motorola Signetics	N8T26AF MC6880/8T26L 8T26AF	TTL	1-17	CR
156-0996-01	A	AMD Motorola Signetics	N8T26ADC MC6880ALD/8T26ALD N8T26AFB	TTL	1-17	CR
156-0997-00	N	Signetics	N8T15A	TTL	1-17	OT
156-0998-00	N	Motorola	MC6887/MC8T97L	TTL	1-14	CR
156-0998-01	A	Motorola Signetics	8T97LDS N8T97FB	TTL	1-14	CR
156-0999-00	N	Signetics Motorola	N8T98F MC6888/MC8T98L	TTL	1-14	CR

PART NUMBER	** ND	VENDOR	VENDOR NO.	TYPE	* PAGE NO.	§§ ST
156-0999-01	A	Motorola Signetics	8T98LDS N8T98FB	TTL	1-14	CR
156-1000-00	X	NEC Micro	0411D-2	Mem Sel Guide		OT
156-1001-00	U	Texas Instr	ZA3240/TMS4732JL	MOS		CR
156-1002-00	U	Elec Arrays Texas Instr	EA8332A-PC/377A TMS4732/AZ3241	MOS		CS
156-1003-00	U	Texas Instr	TMS/AZ3242	MOS		CS
156-1004-00	U	Elec Arrays Texas Instr	EA8332A-PC/378A TMS4732/AZ3243	MOS		CS
156-1005-00	U	Texas Instr	TMS4732	MOS		NP
156-1006-00	U	Texas Instr	TMS4732	MOS		NP
156-1007-00	U	Texas Instr	TMS4732	MOS		NP
156-1008-00	U	Texas Instr	TMS4732	MOS		NP
156-1009-00	U	Texas Instr	TMS4732JL/ZA3239	MOS		CS
156-1010-00	U	Elec Arrays Texas Instr	EA8332A-PC/379A TMS4732/ZA3238	MOS		CS
156-1010-01						SC
156-1011-00	U	Texas Instr	TMS4732	MOS		DL
156-1012-00	U	Elec Arrays Texas Instr AMD Motorola	EA8332A-PC/380A TMS4732/AZ3238 S6852E SC67702L	MOS Multi Funct	1-2	CR
156-1013-00	A					CR
156-1014-00	X	Texas Instr	SN74S280N/J	TTL		NP
156-1014-01	N	Texas Instr	SN74S280NP3/JP4	TTL	1-19	CR
156-1015-00	N	Signetics Texas Instr Natl Semic	N74109B SN74109N LM3900N	TTL Op Amp	1017 3-3	CR
156-1016-00	A					CR
156-1017-00	A	AMD Fujitsu Intel Natl Semic Synertek	AM2716 MBM2716 D2716 MM2716Q SYC2716	Mem Sel Guide	1-7	CR
156-1018-00	A	Motorola Signetics	MC6885/MC8T95L 8T95F	TTL	1-14	CR
156-1018-01	X	Motorola	MC8T95LDS	TTL		DL
156-1019-00	X	Fairchild Motorola Motorola	10210DC MC10210P/L 10210 SL81663 SC22689P210 MC10210LD/PD MC10134P/L	ECL ECL ECL	1-12 1-11	DL CR MP
156-1019-01	X					CR
156-1019-02	A	Fairchild Motorola	SC22689P210 MC10210LD/PD	ECL	1-12	CR
156-1019-03	A	Motorola	MC10134P/L	ECL	1-11	CR
156-1020-00	A	Motorola	MC1097P/L SC22689P197	ECL	1-12	CR
156-1021-00	A	Motorola	MC1097P/L	ECL	1-12	CR
156-1021-01	A	Motorola	SC22689P197	ECL	1-12	CR
156-1021-02	A	Motorola	MC10165L N10165F	ECL	1-12	SC
156-1022-00	A	Motorola Signetics	MC10165L N10165F	ECL	1-12	PP
156-1022-01	A	Motorola Signetics	SC22689L165 10165FB	ECL	1-12	CR
156-1023-00	X	Fairchild Motorola	10166DC MC10166L	ECL		NP
156-1023-01	A	Fairchild Motorola	10166DCQR SC22689L166	ECL	1-11	CR
156-1024-00	A	Burr-Brown Datel-Inters	DAC60-12 DAC660	Spec Funct	2-2	CR
156-1024-01	X		DAC60-12	Spec Funct		DL
156-1025-00	N	AMD Motorola Texas Instr	SN74LS242N/J SN74LS242N/J SN74LS242N/J	TTL	1-14 & 16	CR
156-1025-01	N		74LS242	TTL		CR
156-1025-02	A	AMD Motorola Texas Instr	SN74LS242NB/JB SN74LS242NDS/JDS SN74LS242NP3/JP4	TTL	1-14 & 16	CR
156-1026-00	X	Natl Semic Signetics	DM74LS154N N74LS154N	TTL		NP
156-1026-01	X		74LS154	TTL		NP
156-1026-02	A	Natl Semic Texas Instr	DM74LS154NA+ SN74LS154N/P3	TTL	1-16	CR
156-1026-03	N		74LS154	TTL		DL
156-1027-00	N	Mostek	MK4027J-3	Mem Sel Guide	1-4	CR

* LACK OF ENTRY IN COLUMN INDICATES ITEM IS NOT LISTED IN MFR/TEK SECTION OF CATALOG. THIS INDICATES ITEM IS OBSOLETE, NOT RECOMMENDED FOR NEW DESIGN, OR OF LIMITED USE (SUCH AS SPECIALIZED CUSTOM MASK).

— NOT CURRENT VENDOR

INTEGRATED CIRCUIT PART NUMBER INDEX (CONT)

TEK PART NUMBER TO VENDOR NUMBER

PART NUMBER	**ND	VENDOR	VENDOR NO.	TYPE	*PAGE NO.	§§ST
156-1027-01	N	Mostek	MK4027J-3			CR
156-1027-02	N		MK4027J-3			CR
156-1028-00	A	AMD	SM9114BDC	Mem Sel Guide	1-6	CR
		Intel	2114/2114AL-4			
156-1028-01	A	Intel	2114AL-4	Mem Sel Guide	1-6	LR
156-1028-02	U		2114			NP
156-1029-00	N	AMD	AM2909ADC	Multi Funct	1-2	CR
		Motorola	MC2909LC			
		Natl Semic	IDM2909AJC			
156-1029-01	A	AMD	AM2909ADC	Multi Funct	1-2	PP
		Natl Semic	IDM2909AJC			
156-1030-00	A	Fairchild	F100141FC	ECL	1-12	CR
156-1030-01	X		100141	ECL		DL
156-1030-02	A		100141	ECL	1-12	CR
156-1030-03						PP
156-1031-00	A	Fairchild	100131FC	ECL	1-11	CR
		Hitachi	HD100131F			
156-1031-01	X		F100131FCQR	ECL		DL
156-1031-02	X	Fairchild	F100131FCQR	ECL		DL
156-1031-03	N		100131	ECL		CR
156-1031-04						PP
156-1032-00	A	Fairchild	F100102FC	ECL	1-12	CR
156-1032-01	X	Fairchild	F100102FCQR	ECL		DL
156-1032-02	A		100102	ECL	1-12	CR
156-1032-03						PP
156-1032-04						MP
156-1033-00	A	Fairchild	F100114FC	ECL	1-12	CR
156-1033-01	X		100114	ECL		DL
156-1033-02	X	Fairchild	F100114FCQR	ECL		DL
156-1033-03	A		100114	ECL		CR
156-1034-00	A	Fairchild	F100101FC	ECL	1-12	CR
156-1034-01	A	Fairchild	F100101FCQR	ECL	1-12	PP
156-1034-02	A		100101	ECL	1-12	CR
156-1034-03						PP
156-1035-00	X	Fairchild	10405DC	Mem Sel Guide		DL
		Motorola	MCM10147L			
156-1035-01	N	Fairchild	10405DC	Mem Sel Guide	1-5	CR
		Motorola	SCM22690L147/ MC10147LDS			
156-1036-00	A	Intel	D8253-5	Multi Funct	1-2	CR
		NEC Micro	UPD8253D-5			
156-1036-01	A	Intel	QD8253	Multi Funct	1-2	CR
156-1037-00	A	Motorola	MCM10139	Mem Sel Guide	1-7	CR
		Signetics	10139F			
156-1038-00	A	Fairchild	F10016DC	ECL	1-11	CR
156-1038-01	A	Fairchild	SLB1660	ECL	1-11	CR
156-1039-00	N	AMD	AM2857PC	MOS	1-13	CR
156-1039-01	N		AM2857	MOS	1-13	CR
156-1039-02	X		AM2857	MOS		NP
156-1040-00	N	Texas Instr	SN74S51N/J	TTL	1-18	CR
156-1040-01	N		74S51	TTL	1-18	CR
156-1040-02	N	Texas Instr	SN74S51NP3/JP4	TTL	1-18	CR
156-1041-00	X	Signetics	74S85F	TTL		NP
156-1041-01	X		74S85	TTL		NP
156-1041-02	A	Signetics	N74S85FB	TTL	1-14	CR
		Texas Instr	SN74S85JP4			
156-1042-00	N	AMD	AM9130BDC	Mem Sel Guide	1-6	CR
156-1042-01	X		9130B			DL
156-1043-00	A	AMD	AM2901BDC	Multi Funct	1-2	CR
		Motorola	MC2901ALD			
156-1043-01	N	Natl Semic	IDM2901A-1JC	Multi Funct		PP
		AMD	AM2901BDC			
		Natl Semic	IDM2901A-2DC			
156-1043-02	N	AMD	AM2901DCB	Multi Funct	1-2	CR
		Motorola	MC2901ALD			
156-1043-03	A	AMD	AM2901BDCB	Multi Funct	1-2	PP
156-1044-00	N	AMD	SN74S161J	TTL	1-15	CR
		Fairchild	F93S16DC			
156-1044-01	A	AMD	AM74S161JTB	TTL	1-15	CR
		Fairchild	F93S16DCQR			
156-1045-00	X	Fairchild	74LS298PC/DC	TTL		NP
156-1045-01	A	Texas Instr	SN74LS298N/J	TTL	1-15	CR
		Fairchild	74LS298PCQR/DCQR			
		Motorola	SN74LS298NDS/JDS			
		Texas Instr	SN74LS298NP3/JP4			

PART NUMBER	**ND	VENDOR	VENDOR NO.	TYPE	*PAGE NO.	§§ST
156-1046-00	X	Natl Semic	DM745374J	TTL		NP
		Texas Instr	SN74S374J			
156-1046-01	X		74S374	TTL		NP
156-1046-02	A	AMD	74S374JTB	TTL	1-17	CR
		Texas Instr	SN74S374JP4			
156-1047-00	N	Harris	HD16600-5	TTL		CR
156-1047-01	X		6605	TTL		DL
156-1048-00	N	Monolithic	SN74S182J	TTL	1-19	CR
		Signetics	N74S182F			
		Texas Instr	SN74S182J			
156-1048-01	N		74S182	TTL	1-19	CR
156-1048-02	A	Monolithic	SN74S182J	TTL	1-19	CR
		Signetics	N74S182FB			
		Texas Instr	SN74S182JP4			
156-1049-00	N	AMD	AM25S08DC	TTL		CR
156-1049-01	X		25S08	Op Amp		DL
156-1050-00	N	Digital Eq	1909058	TTL		CS
		Fairchild	74H21DC			
		Natl Semic	DM74H21J			
		Signetics	N74H21F			
		Texas Instr	SN74H21J			
156-1051-00	N	Intel	B2101A-2	Mem Sel Guide		CS
		Signetics	21012N 650NS			
156-1052-00	N	Intel	B2101A-4	Mem Sel Guide		CS
		Signetics	2101-1N 500NS			
156-1053-00	N	Digital Eq	1909713	TTL		CS
		Signetics	N8815N/F			
156-1054-00	N	Natl Semic	DM8556N	TTL	1-15	CR
156-1054-01	N	Natl Semic	DM8556NA+/JA+	TTL	1-15	CR
156-1055-00	X	Digital Eq	8640	TTL		CR
		Natl Semic	DS8640N			
156-1056-00	A	Motorola	MC1514L	Spec Funct	2-3	CR
156-1057-00	U	Amer Micro	AM9295	MOS		DL
156-1058-00	N	AMD	SN74S240J	TTL	1-14	CR
		Monolithic	74S240J			
		Texas Instr	SN74S240J			
156-1058-01	A	AMD	SN74S240JB	TTL	1-14	CR
		Monolithic	74S240JSCR			
		Texas Instr	SN74S240JP4			
156-1059-00	X	Fairchild	74LS109PC/DC	TTL		NP
		Signetics	N74LS109N/F			
156-1059-01	A	Texas Instr	SN74LS109AN/J	TTL	1-17	CR
		Fairchild	74LS109PCQR/DCQR			
		Hitachi	HD74LS109P			
		Motorola	SN74LS109ANDS/JDS			
		Natl Semic	DM74LS109NA+/JA+			
		Texas Instr	SN74LS109ANP3/JP4			
156-1060-00	U	Harris	HM1-6508-9	MOS		DL
		Intersil	IM6508-1-E			
156-1061-00	X	Fairchild	74S109PC/DC	TTL		NP
156-1061-01	X		74S109	TTL		NP
156-1061-02	A	Fairchild	74S109PCQR/DCQR	TTL	1-17	CR
156-1062-00	N	AMD	AM25S18DC	TTL	1-19	CR
156-1062-01	N		25S18	TTL		DL
156-1062-02	N	AMD	AM25S18DCB	TTL	1-19	CR
156-1063-00	X	Fairchild	93S47DC	TTL		DL
156-1063-01	A	Fairchild	93S47DCQR	TTL	1-14	CR
156-1063-02	X		93S47DC	TTL		DL
156-1064-00	N	AMD	SN74S157N/J	TTL	1-15	CR
		Signetics	N74S157B/F			
		Texas Instr	SN74S157N/J			
156-1064-01	N		74S157	TTL	1-15	CR
156-1064-02	A	AMD	SN74S157JB	TTL	1-15	CR
		Signetics	N74S157FB			
156-1065-00	N	Texas Instr	SN74S157JP4	TTL	1-19	CR
		AMD	SN74LS373N/J			
		Fairchild	74LS373PC/DC			
		Raytheon	74LS373N/J			
		Texas Instr	SN74LS373N/J			

** NEW DESIGN RECOMMENDATION FROM COMPONENT ENGINEERING:

A = Acceptable
 N = Not Recommended
 U = Undefined
 X = Do Not Use

INTEGRATED CIRCUIT PART NUMBER INDEX (CONT)

TEK PART NUMBER TO VENDOR NUMBER

PART NUMBER	**ND	VENDOR	VENDOR NO.	TYPE	*PAGE NO.	§§ST
156-1065-01	A	AMD	AM74LS373PCB/DCB	TTL	1-19	CR
156-1066-00	X	Texas Instr	SN74LS373NP3/JP4	uP Sup		CS
156-1067-00	U	Motorola	MC8507	MOS		CR
156-1067-01	U	Motorola	MCM68316EL/P			DL
156-1068-00	U	Motorola	MCM68316EL/P	MOS		NP
156-1068-01	U	Motorola	MCM68316EL/P	MOS		CR
156-1069-00	U	Motorola	MCM68316EL/P	MOS		NP
156-1070-00	U	Motorola	MCM68316EL/P	MOS		CR
156-1070-01	U	Motorola	MCM68316EL/P	MOS		CR
156-1071-00	U	Motorola	MCM68316EL/P	MOS		CR
156-1072-00	U	Motorola	MCM68316EL/P	MOS		CR
156-1073-00	U	Motorola	MCM68316EL/P	MOS		NP
156-1074-00	U	Motorola	MCM68316EL/P	MOS		CR
156-1074-01	U	Motorola	MCM68316EL/P	MOS		CR
156-1075-00	U	Motorola	MCM68316EL/P	MOS		CR
156-1076-00	U	Motorola	MCM68316EL/P	MOS		CR
156-1077-00	U	Motorola	MCM68316EL/P	MOS		CR
156-1078-00	U	Motorola	MCM68316EL/P	MOS		CR
156-1078-01	U	Motorola	MCM68316EL/P	MOS		CR
156-1079-00	U	Motorola	MCM68316EL/P	MOS		NP
156-1079-01	U	Motorola	MCM68316EL/P	MOS		CR
156-1080-00	X	Fairchild	7407PC/DC	TTL		NP
		Natl Semic	DM7407N/J			
		Signetics	N7407N			
		Texas Instr	SN7407N/J			
156-1080-01	N	Fairchild	7407PCQR/DCQR	TTL	1-14	CR
		Natl Semic	DM7407NA+/JA+			
		Texas Instr	SN7407NP3/JP4			
156-1081-00	N	Motorola	MC944L	TTL		CS
156-1082-00	N	Motorola	MC936L	TTL		CS
156-1083-00	N	Natl Semic	DM74107NA+/JA+	TTL	1-17	CR
		Signetics	N74107NB/FB			
		Texas Instr	SN74107NP3/JP4			
156-1084-00	A	AMD	B2S62N/J	TTL	1-19	PP
		Signetics	N82S62N/F			
156-1085-00	A	Fairchild	F100164FC	ECL	1-11	CR
156-1085-01	A	Fairchild	F100164FC	ECL	1-11	PP
156-1085-02	A	Fairchild	F100164FC	ECL	1-11	PP
156-1086-00	X	Motorola	MC6875P/L	Multi Funct		CR
156-1087-00	U	AMD	C8085A	MOS		LR
		Natl Semic	MM5213N/J			
156-1088-00	A	AMD	C8085A	Multi Funct	1-2	CR
		Intel	D8085A			
156-1088-01	N	AMD	D/P8085AB	Multi Funct	1-2	CR
		Intel	QD/P8085A-S4447			
156-1088-02	A	AMD	D8085A-2	Multi Funct	1-2	CR
		Intel	D8085A-2			
156-1088-03						MP
156-1089-00	U	Amer Micro		MOS		NP
156-1090-00	U	Amer Micro		MOS		NP
156-1091-00	U	Amer Micro		MOS		OB
156-1092-00	U	Amer Micro		MOS		DL
156-1093-00	U	Amer Micro		MOS		NP
156-1094-00	U	Amer Micro		MOS		NP
156-1095-00	U	Amer Micro		MOS		NP
156-1096-00	U	Amer Micro		MOS		NP
156-1097-00	U	Amer Micro		MOS		NP
156-1098-00	U	Amer Micro		MOS		NP
156-1099-00	U	Texas Instr	TMS4732	MOS		DL
156-1100-00	U	Elec Arrays	P/C8308A-750	MOS		CR
156-1101-00	A	Texas Instr	TMS2716JL	Mem Sel Guide	1-7	CR
156-1102-00	U	Motorola	MCM68316EL/EP	MOS		CR
156-1103-00	U	Motorola	MCM68316EL/EP	MOS		CR
156-1104-00	U	Motorola	MCM68316EL/EP	MOS		CR
156-1105-00	U	Motorola	MCM68316EL/EP	MOS		DL
156-1106-00	U	Motorola	MCM68316E/L	MOS		DL
156-1107-00	U	Motorola	MCM68316E/P	MOS		DL
156-1108-00	X	Fairchild	74LS92P	TTL		NP
		Texas Instr	SN74LS92N/J			
156-1108-01	X	Texas Instr	74LS92	TTL	1-15	DL
156-1108-02	A	Texas Instr	SN74LS92NP3/JP4	TTL		CR
156-1109-00	X	Natl Semic	DM74S188CHJ/N	TTL		CR
		Texas Instr	SN7488AJ/N			

PART NUMBER	**ND	VENDOR	VENDOR NO.	TYPE	*PAGE NO.	§§ST
156-1110-00	X	Natl Semic	DS8856N	TTL		DL
156-1111-00	X	Motorola	SN74LS245N/J	TTL		NP
		Texas Instr	SN74LS245N/J			
156-1111-01	X	Monolithic	74LS245	TTL	1-14 & 16	NP
156-1111-02	A	Motorola	SN74LS245J	TTL		CR
		Texas Instr	SN74LS245JDS			
			SN74LS245JP3			
156-1112-00	N	Mostek	MK4027P-2	Mem Sel Guide	1-4	CS
156-1113-00	N	Intel	D4289	Multi Funct	1-2	CR
156-1114-00	A	RCA	CA3160E	Op Amp	3-4	CR
156-1114-01	A	RCA	CA3160E/5	Op Amp	3-4	CR
156-1115-00	N	RCA	TA6993	CMOS	1-10	CR
156-1116-00	U	Amer Micro	S831B	MOS		DL
156-1117-00	U	Amer Micro	S831B	MOS		DL
156-1118-00	A	Motorola	MC14433PD	Spec Funct	2-2	OB
156-1119-00	N	Texas Instr	158097N	TTL		PP
156-1120-00	N	Texas Instr	15861N	TTL		PP
156-1121-00	N	Texas Instr	SN74LS378N3/J4	TTL		CS
156-1122-00	N	Texas Instr	15863N	TTL		PP
156-1123-00	N	Texas Instr	15858N	TTL		PP
156-1124-00	N	Texas Instr	15837N	TTL		PP
156-1125-00	X	ITT Semic	8633N	TTL		NP
156-1126-00	A	Nippon	uPC311C	Spec Funct	2-3	CR
		Silicon Gen	SG311M			
		Texas Instr	LM311P			
156-1126-01	A	Silicon Gen	SG311Y	Spec Funct	2-3	CR
		Texas Instr	LM311JG4			
156-1126-02	A	AMD	AM91L14BDC	Mem Sel Guide	1-6	SC
156-1127-00	A	Intel	D2114L-4			CR
		Intersil	IM7114LCJN			
		Intel	INT2114L			CR
156-1127-01	N	Intel	2114L			NP
156-1127-02	N	Motorola	MCM68316E/L	Linear		CR
156-1128-00	U	Motorola	SCM44872L/	MOS		CR
156-1129-00	U	Motorola	MCM68316E/L			DL
156-1130-00	U	Motorola	MCM68316E/L	MOS		DL
156-1131-00	U	Motorola	MCM68316E/L	MOS		DL
156-1132-00	U	Amer Micro	C10439	NMOS		CR
156-1133-00	A	Motorola	MC3448AP/AL	Multi Funct	1-3 & 16	CR
156-1133-01	N	Motorola	MC3448	Multi Funct	1-16	CR
156-1133-02	A	Motorola	MC3448	Multi Funct	1-16	CR
156-1134-00	A	RCA	CA3140EX	Op Amp	3-4	CR
156-1134-01	A	RCA	CA3140AE	Op Amp	3-4	PP
156-1135-00	U	Amer Micro	S6831B	MOS		NP
156-1136-00	U	Amer Micro	S6831B	MOS		DL
156-1137-00	U	Amer Micro	S6831B	MOS		NP
156-1138-00	U	Amer Micro	S6831B	MOS		NP
156-1139-00	U	AMD	AM9208BDC	MOS		NP
156-1140-00	U	AMD	AM9208BDC	MOS		NP
156-1141-00	U	AMD	AM9208BDC	MOS		NP
156-1142-00	U	AMD	AM9208BDC	MOS		NP
156-1143-00	U	AMD	AM9208BDC	MOS		DL
156-1144-00	U	AMD	AM9208BDC	MOS		DL
156-1145-00	U	AMD	AM9208BDC	MOS		DL
156-1146-00	N	Intersil	IM5604CDE	Mem Sel Guide	1-7	CS
156-1147-00	A	Motorola	MC1391P	Linear	3-1	CR
		RCA	CA1391G			
156-1147-01	X	Motorola	MC1391P	Linear		DL
		RCA	MC1391P			
156-1149-00	A	Natl Semic	LF351N	Op Amp	3-4	CR
156-1149-01	A	Natl Semic	LF351N/A+	Op Amp	3-4	CR
156-1150-00	A	Motorola	MC79L05ACP	Linear	3-1	CR
		Natl Semic	LM79L05ACZ			
156-1150-01	A	Motorola	MC79L05ACP	Linear	3-1	CR
156-1151-00	A	Natl Semic	DM74S288J	Mem Sel Guide	1-7	CR
156-1152-00	N	Motorola	MC14538BCL	CMOS	1-10	CR
156-1152-01	A	Motorola	MC14538BCLDS	CMOS	1-10	CR
156-1153-00	X	Natl Semic	MM5740AAC/D	MOS		LR

* LACK OF ENTRY IN COLUMN INDICATES ITEM IS NOT LISTED IN MFR/TEK SECTION OF CATALOG. THIS INDICATES ITEM IS OBSOLETE, NOT RECOMMENDED FOR NEW DESIGN, OR OF LIMITED USE (SUCH AS SPECIALIZED CUSTOM MASK).

— NOT CURRENT VENDOR.

INTEGRATED CIRCUIT PART NUMBER INDEX (CONT)

TEK PART NUMBER TO VENDOR NUMBER

PART NUMBER	** ND	VENDOR	VENDOR NO.	TYPE	* PAGE NO.	\$ ST
156-1154-00	U	Motorola	MC14433P	Linear		SC
156-1155-00	U	SonyTek	UPC151C	Op Amp		SC
156-1156-00	A	Natl Semic	LF356N	Op Amp	3-4	CR
156-1156-01	A	Natl Semic	LF356N/A+	Op Amp	3-4	CR
156-1157-00	U	Elec Arrays	EA43357	MOS		CM
156-1158-00	U	Elec Arrays	EA43356	MOS		CM
156-1159-00	X	SonyTek	SCL4029B	CMOS		SC
156-1160-00	A	Fairchild	μA78L12AHC	Linear	3-1	CR
		Motorola	MC78L12ACG			
156-1160-01	N	Motorola	MC78L12ACGD	Linear	3-1	CR
156-1161-00	A	Fairchild	UA317UC	Linear	3-1	CR
		Natl Semic	LM317T			
156-1163-00	A	Motorola	MPQ2907	Array	3-2	CR
156-1164-00	X	Signetics	8X300-IZA	μP		CR
156-1165-00	U	SonyTek	stu-001	Linear		SC
156-1166-00	U	Motorola	MC1403P	Linear		SC
156-1167-00	U	Texas Instr	TMS4732	MOS		DL
156-1168-00	X	Motorola	MCM6571A	Mem Sel Guide		DL
156-1169-00	N	Natl Semic	DM74H20N	TTL		CS
		Texas Instr	SN74H20N			
156-1170-00	X	Natl Semic	DM8678CAB/N	Mem Sel Guide		CR
156-1171-00	N	Signetics	N82509-I	Mem Sel Guide	1-5	CR
156-1172-00	X	Fairchild	74LS393P	TTL		NP
		Motorola	DM74LS393N			
		Texas Instr	SN74LS393N			
156-1172-01	A	Fairchild	74LS393PQCR/DCQR	TTL	1-15	CR
		Motorola	SN74LS393NDS/JDS			
		Texas Instr	SN74LS393NP3/JP4			
156-1172-02	X	Motorola	SN74LS393NDS	TTL		NP
		Texas Instr	SN74LS393NP3			
156-1173-00	A	Motorola	MC1403UDS	Linear	3-1	CR
		Silicon Gen	S63503 Fmly			
156-1174-00	U	Synertek	SYP/SYC2332	MOS		CS
		Texas Instr	4732			
156-1175-00	U	Synertek	SYP/SYC2332	MOS		CS
		Texas Instr	4732			
156-1176-00	A	Texas Instr	SN74LS348N/J	TTL		NP
156-1176-01	A	Texas Instr	SN74LS348NP3	TTL	1-17	CR
156-1177-00	X	Texas Instr	SN74LS147N	TTL		NP
156-1177-01	A	Texas Instr	SN74LS147NP3	TTL	1-17	CR
156-1178-00	U	Intel	2115-AL	MOS		DL
156-1178-01						SC
156-1179-00	X	AMD	SN74S241N/J	TTL	1-14	NP
		Monolithic	SN74S241N20			
		Texas Instr	SN74S241N/J			
156-1179-01	A	AMD	SN74S241JB	TTL	1-14	CR
		Monolithic	74S241JSCR			
		Texas Instr	SN74S241JP4			
156-1180-00	U	Signetics	N2616N	MOS		DL
156-1181-00	U	Signetics	N2616N	MOS		DL
156-1182-00	A	Signetics	N825185F	Mem Sel Guide	1-7	CR
156-1183-00	A	Texas Instr	SN74S197JP4	TTL	1-15	CR
156-1184-00	N	Natl Semic	DA1200HCB	Spec Funct	2-2	CR
156-1184-01		Natl Semic	DAC1200HCD			PP
156-1184-02		Natl Semic				MP
156-1185-00	U	Intel	2104A-1	MOS		DL
156-1186-00	N	AMD	93L09PC	TTL		CS
156-1187-00	N	Natl Semic	DM74365	TTL	1-16	CS
		Texas Instr	SN74365N			
156-1188-00	N	AMD	AM9111DDC	Mem Sel Guide	1-6	LS
		Intel	2111A-1			
		Synertek	SY2111A-2			
156-1189-00	A	AMD	SN74S189J/	Mem Sel Guide	1-5	CR
		AM27503J				
		Signetics	N74S189F			
		Texas Instr	SN74S189J			
156-1189-01	A	AMD	SN74S189JB	Mem Sel Guide	1-5	CR
156-1190-00	A	Natl Semic	LF353N	Array	3-2	CR
		Plessey	SL3082DP			
		RCA	CA3082			
156-1191-00	A	Natl Semic	LF353N	Op Amp	3-4	CR
		Texas Instr	TL072ACP			
156-1191-01	A	Texas Instr	TL072ACP3	Op Amp	3-4	CR
156-1192-00	U	Telequpmt		Linear		TC
156-1193-00		Perkin-Elmer	301277-001			CS
156-1194-00	X	AMD	SN74S138N/J	TTL		DL
		Texas Instr	SN74S138N/J			

PART NUMBER	** ND	VENDOR	VENDOR NO.	TYPE	* PAGE NO.	\$ ST
156-1195-00	N	AMD	AM26S02PC/DC	TTL	1-19	CR
		Hamilton-Av	26S02PC			
156-1195-01	N	AMD	AM26S02PCB/DCB	TTL	1-19	CR
156-1196-00	X	AMD	SN74S181N/J	TTL		DL
		Texas Instr	SN74S181N/J			
156-1197-00	N	Texas Instr	SN74S299J	TTL	1-20	CR
156-1197-01	N	Texas Instr	SN74S299JP4	TTL	1-20	CR
156-1198-00	X	Texas Instr	SN74S163J	TTL		NP
156-1198-01	A	Texas Instr	SN74S163JP4	TTL	1-15	CR
156-1199-00	X		74S122	TTL		DL
156-1200-00	A	Natl Semic	LF347N	Op Amp	3-4	CR
		Texas Instr	TL074CN			
156-1200-01	A	Texas Instr	TL074CN/PEP3	Op Amp	3-4	CR
156-1201-00	N	Natl Semic	DM74L154N	TTL		CS
		Texas Instr	SN74L154N			
156-1202-00	A	Intel	D/P8257/S2876	Multi Funct	1-2	CR
		NEC America	μP8257C-5			
156-1203-00	X	Intel	D/P8238	Multi Funct		DL
		Natl Semic	DP8238J/D			
		Nippon Elec	μP8238C/D			
156-1204-00	X	Intel	P8259	Multi Funct		DL
156-1204-01	A	Intel	QD8259A	Multi Funct	1-2	CR
156-1205-00	A	Fairchild	F68821P	Multi Funct	1-2	CR
		Motorola	MC68821P/L			
156-1205-01	A	Motorola	MC68821S/L	Multi Funct	1-2	PP
156-1206-00	A	Amer Micro	S68850P/E/C	Multi Funct	1-2	CR
		Motorola	MC68850P/L			
156-1207-00	A	Motorola	MC79L12ACG	Linear	3-1	CR
156-1207-01	N	Motorola	MC79L12ACGD	Linear	3-1	PP
156-1208-00	X	Motorola	MCM66714C	MOS		CR
156-1209-00	A	AMD	AM2911ADC	TTL		CR
		Motorola	MC2911LC			
156-1209-01	A	Natl Semic	IDM2911AJC	TTL		CR
		AMD	AM2911ADCB			
		Motorola	MC2911LDS			
		Natl Semic	IDM2911AJC			
156-1210-00	X	Fairchild	93425ADC	TTL		DL
		Signetics	82S111F			
156-1211-00	A	Natl Semic	LF13333N	Spec Funct	2-3	CR
156-1211-01			F13333	Spec Funct		DL
156-1212-00	X	Natl Semic	INS8060N	Multi Funct		DL
156-1212-01	X	Natl Semic	8060DJA+	Multi Funct		CR
156-1213-00	A	AMD	AM27	Mem Sel Guide	1-7	CR
		Monolithic	53/6353-1J			
156-1213-01	U		MM16353-1			CR
156-1214-00	X	Motorola	MC10118L	ECL		DL
156-1214-01	A	Motorola	SC22689L118/P118	ECL	1-11	CR
156-1215-00	N	Natl Semic	MM74C923N	CMOS	1-10	CR
156-1215-01	A	Natl Semic	MM74C923JA+	CMOS	1-10	CR
156-1216-00	X	Signetics	74S37F	TTL		DL
		Texas Instr	SN74S37J			
156-1216-01	A	Texas Instr	SN74S37JP4	TTL		CR
156-1217-00		TRW, Inc.	OPB706A			CR
156-1218-00	N	Fairchild	3850PC/DC	MOS		CR
		Mostek	MK3850N-3/P-3			
156-1219-00	A	Motorola	MC3440AP	Multi Funct	1-3 & 16	CR
156-1219-01	X		3440	Multi Funct		CR
156-1219-02						DL
156-1219-03	A	Eaton-Pacfc	3440P	Multi Funct	1-3 & 16	MP
		Comp Cncpts	3440P			
156-1220-00	N	Natl Semic	DM74LS365N/J	TTL	1-16	CR
		Signetics	N74LS365N/F			
		Texas Instr	SN74LS365AN/J			
156-1220-01	A	Natl Semic	DM7465365NA+/JA+	TTL	1-16	CR
		Texas Instr	SN74LS365NP3/JP4			
156-1221-00	A	Motorola	SN74LS378NDS/JDS	TTL	1-17	CR
		Texas Instr	SN74LS378NP3/JP4			
156-1222-00	X	Texas Instr	SN74LS290			SC

** NEW DESIGN RECOMMENDATION FROM COMPONENT ENGINEERING:

A = Acceptable
N = Not Recommended
U = Undefined
X = Do Not Use

INTEGRATED CIRCUIT PART NUMBER INDEX (CONT)

TEK PART NUMBER TO VENDOR NUMBER

PART NUMBER	** ND	VENDOR	VENDOR NO.	TYPE	* PAGE NO.	\$ ST	PART NUMBER	** ND	VENDOR	VENDOR NO.	TYPE	* PAGE NO.	\$ ST
156-1223-00	A	Fairchild	93422	Mem Sel Guide	1-5	CR	156-1250-02	A	AMD	AM74S373NB/JB	TTL	1-19	CR
156-1224-00	U	Nat'l Semic	SL42367				156-1251-00	N	Texas Instr	SN74S373NP3/JP4	TTL	1-20	CR
156-1225-00	A	Motorola	MC7086C	Spec Funct	2-3	CR	156-1252-00	A	Nat'l Semic	DM86LS62JA+	TTL	1-17	CR
		Nat'l Semic	LM393N				156-1252-01	X	Texas Instr	SN74LS148NP3	TTL		PP
		Signetics	LM393N										
156-1225-01	A	Nat'l Semic	LM393N/A+	Spec Funct	2-3	CR	156-1253-00	X	Motorola	68B00	Multi Funct		DL
156-1225-02	X		LM393	Spec Funct		DL	156-1254-00	A	Signetics	N82S107I	TTL	1-19	CR
156-1226-00	A	AMD	AM319D	Spec Funct	2-3	CR	156-1255-00	A	AMD	DAC08HQ	Spec Funct	2-2	CR
		Nat'l Semic	LM319J						Motorola	DAC08HQ			
		Signetics	LM319FH						Prec. Mono	DAC08HQ			
									Signetics	NE5009F			
156-1226-01	A	AMD	LM319D/883B	Spec Funct	2-3	CR	156-1255-01	A	AMD	DAC-08HQ	Spec Funct	2-2	CR
156-1227-00	N	Nat'l Semic	LM319J/A+	Mem Sel Guide	1-5	CR			Motorola	DAC-08HQDS			
		Fairchild	F10470DC						Prec. Mono	DAC-08156Q			
		Fujitsu	MBMT0470-20				156-1255-02	A	Intersil	IH5010CJD/CDD	Spec Funct	2-3	CR
		Hitachi	HM10470DG				156-1256-00	A	Nat'l Semic	AM9710CN			
		NEC America	B10470										
156-1227-01	A	Fairchild	F10470DC	Mem Sel Guide	1-5	CR	156-1257-00	A	Intel	D8291A	Multi Funct	1-3	CR
156-1228-00	A	Fujitsu	MBMT0470-20	Mem Sel Guide	1-6	CR	156-1257-01	X					SC
		Hitachi	HM6147				156-1258-00	X	Motorola	SN74LS112N/J	TTL		NP
		Intel	CD2147H						Nat'l Semic	DM74LS112N/J			
		Motorola	MCM2147C70						Texas Instr	SN74LS112N/J			
		NEC America	D2147D-2, 70NS				156-1258-01	N	Motorola	SN74LS112NDS/JDS	TTL	1-17	CR
		Toshiba	TMM2147						Nat'l Semic	DM74LS112NA+/JA+			
156-1228-01	U		2147			NP			Texas Instr	SN74LS112NP3/JP4			
156-1229-00	X	AMD	SN74LS258N	TTL		NP	156-1259-00	A	Analox Dev	AD41055	Spec Funct	2-2	CR
		Signetics	N74LS258AN/F				156-1260-00	A	Motorola	MC79L15ACP	Linear	3-1	CR
		Texas Instr	SN74LS258N/J						Nat'l Semic	LM79L15AC2			
156-1229-01	A	Fairchild	74LS258PQR/DCQR	TTL	1-15	CR	156-1261-00	A	Fairchild	uA78L15AWC	Linear	3-1	CR
		Nat'l Semic	DM74LS258NA+/JA+						Motorola	MC78L15ACP			
		Signetics	N74LS258NB/FB				156-1261-01	X		78L15ACP	Linear		DL
		Texas Instr	SN74LS258NP3/JP4				156-1261-02	N	Motorola	MC78L15ACPD	Linear	3-1	PP
156-1230-00	N	Signetics	N8T32-001P	Multi Funct		CM	156-1262-00	N	Nat'l Semic	LM341P-15.0TB	Linear	3-1	CR
156-1231-00	N	Signetics	N8T32-002P	Multi Funct		CM			Texas Instr	uA78M15CKF			
156-1232-00	N	Signetics	N8T32-003P	Multi Funct		CM	156-1263-00	N	Nat'l Semic	LM314P-5.0TB	Linear	3-1	CR
156-1233-00	N	Signetics	N8T32-004P	Multi Funct		CM	156-1264-00	N	Texas Instr	uS78M05CKF			
156-1234-00	N	Signetics	N8T32-005P	Multi Funct		CM	156-1265-00	U	Nippon Elec	UPC458C	Linear	3-1	CR
156-1235-00	A	Motorola	SN74LS145NDS	TTL	1-16	CR	156-1266-00	A	Motorola	SC77113LH	Linear	3-1	CR
156-1236-00	A	Texas Instr	SN74LS145N3/J4	Spec Funct	2-3	CR	156-1266-01	X	Motorola	SC771196LH	Linear		OB
		Intersil	DG181BA				156-1267-00	A	Motorola	SN74LS15NDS/JDS	TTL	1-18	CR
156-1237-00	U	Siliconix	DG181BA	Linear		CR			Nat'l Semic	DM74LS15NA+/JA+			
		Optron, Inc	OPB4428						Texas Instr	SN74LS15NP3/JP4			
		Spectronics	SPX 1874-2				156-1267-01	N	Fairchild	SL82589	TTL	1-18	CR
		TRW, Inc.	OPB4428						Motorola	SN74LS15NDS/JDS			
156-1237-01		Gen Elec	H21A2			CR	156-1268-00	A	Siliconix	LD111ACJ	Spec Funct	2-2	CR
156-1238-00	U	Gen Elec	H11CX604	Linear		CR	156-1268-01	N	Siliconix	LD111A	Spec Funct	2-2	MP
		Honeywell	SC511C6				156-1269-00	A	Signetics	N82S100I	TTL	1-19	CR
		Monsanto	MCS2400				156-1270-00	A	Nat'l Semic	LF11508D	Spec Funct	2-3	CR
156-1239-00	U	Synertek	C41087/SYP2332	NMOS		CM	156-1271-00	U	Prec. Mono	MUX08FQ			
156-1240-00	U	Synertek	SYP2332	NMOS	1-13	CR	156-1272-00	A	Motorola	MC1410	Linear		DL
156-1241-00	N	Fairchild	F3853DC	MOS		CR			Exar	XR5532CN	Op Amp	3-3	CR
156-1242-00	N	Mostek	MK3853P	Multi Funct	1-2	CR	156-1273-00	X	AMD	AM25LS2521PC	TTL		NP
		Fairchild	F3871EPC				156-1273-01	A	AMD	25LS125PCB2/DCB2	TTL	1-14	CR
		Mostek	MK3871P/90071				156-1274-00	A	Intersil	ICM2131PD	CMOS	1-10	CR
156-1243-00	N	Nat'l Semic	DM74LS47N	TTL	1-16	CR	156-1275-00	X	Signetics	N74LS96N	TTL		DL
156-1243-01	A	Texas Instr	SN74LS47N				156-1275-01	X		74LS96	TTL		DL
		Nat'l Semic	DM74LS47NA+/JA+				156-1275-02	A	Signetics	N74LS96FB/NB	TTL		CR
156-1244-00	A	Texas Instr	SN74LS47NP3/JP4				156-1276-00	U	Texas Instr	SN74LS96NP3/JP4	TTL		DL
		Motorola	MC78L08ACG	Linear	3-1	CR			Motorola	SN74LS13N/J			
		Nat'l Semic	LM78L08ACH						Nat'l Semic	DM74LS13N/J			
156-1245-00	A	Motorola	MC1413PDS	Array	3-2	CR	156-1276-01	U		74LS13	TTL		DL
156-1246-00	X	Sprague Elec	ULN2003AP				156-1277-00	A	AMD	AM81LS95NB/JB	TTL	1-14	CR
156-1246-01	X	Motorola	SC80909L	Multi Funct		DL	156-1278-00	A	Nat'l Semic	DM81LS95NA+/JA+	Mem Sel Guide	1-6	CR
156-1247-00	A	Motorola	MC6848BLD	Multi Funct		CR	156-1279-00	A	Intel	CD2115A		1-10	PP
		Fairchild	10130DC	ECL	1-12	CR			RCA	CPD1857D			
		Motorola	MC10130P										
		Signetics	10130B										
156-1247-01	A	Fairchild	F10130PQR/DCQR	ECL	1-12	PP							
156-1248-00	A	Motorola	SC22689P130										
156-1249-00	A	Signetics	10130FB/NB	ECL	1-12	CR							
		Plessey	SP8629DPB	Linear	3-1	CR							
		Analog Dev	AD40227										
156-1250-00	N	AMD	74S373N	TTL	1-19	CR							
156-1250-01	N	Texas Instr	SN74S373N	TTL		CR							
		AMD	AM74S373J										
		Monolithic	SN74S373J										
		Texas Instr	SN74S373J										

* LACK OF ENTRY IN COLUMN INDICATES ITEM IS NOT LISTED IN MFR/TEK SECTION OF CATALOG. THIS INDICATES ITEM IS OBSOLETE, NOT RECOMMENDED FOR NEW DESIGN, OR OF LIMITED USE (SUCH AS SPECIALIZED CUSTOM MASK).

∞ NOT CURRENT VENDOR.

INTEGRATED CIRCUIT PART NUMBER INDEX (CONT)

TEK PART NUMBER TO VENDOR NUMBER

PART NUMBER	**ND	VENDOR	VENDOR NO.	TYPE	*PAGE NO.	§§ST
156-1280-00	A	RCA	CDP1802AD	Multi Funct	1-2	CR
156-1281-00	N	Intel	P2114AL-4/S7129	Mem Sel Guide	1-6	CR
156-1282-00	A	Motorola	MC14532BCL	CMOS	1-10	EN
		RCA	CD4532BF			SC
156-1282-01						
156-1283-00	A	Fairchild	SL28885	Linear	3-1	CR
156-1284-00	A	Motorola	MC3405P	Spec Funct	2-3	CR
156-1285-00	A	Fairchild	74S65DCQR	TTL	1-18	CR
		Signetics	N74S65FB			
		Texas Instr	SN74S65NP3/JP4			
156-1286-00	A	Signetics	N74S09NB/FB	TTL	1-18	CR
		Texas Instr	SN74S09NB3/J4			
156-1287-00	A	Fairchild	10100CP	ECL	1-11	PP
		Motorola	MC10100P			
		Signetics	NT10100B			
156-1288-00	U		S4264	MOS		SC
156-1289-00	U		S4264	MOS		SC
156-1290-00	U		S4264	MOS		SC
156-1291-00	A	Texas Instr	TL062CP/PEP3	Op Amp	3-4	CR
156-1292-00	A	Texas Instr	SN74S283J	TTL	1-14	CR
156-1292-01	N	Texas Instr	SN74S283JP4	TTL	1-14	CR
156-1293-00	A	AMD	AM73L422DC	Mem Sel Guide	1-5	CR
		Fairchild	93L422PC			
156-1293-01	A	AMD	AM93L422BPC/DC	Mem Sel Guide	1-5	CR
156-1294-00	A	Plessey	SL3127CDP	Array	3-2	CR
		RCA	CA3127E			
156-1295-00	N	Texas Instr	TMS9902JL	Multi Funct	1-2	CR
156-1296-00	N	Texas Instr	TMS9901JL	Multi Funct	1-2	CR
156-1297-00	A	Fujitsu	MB7072EC	Mem Sel Guide	1-5	CR
156-1297-01	A	Fujitsu	MB7072N	Mem Sel Guide	1-5	CR
156-1298-00	N	Synertek	SY21H01-2	Mem Sel Guide	1-6	CR
156-1298-01	N	Synertek	SY2H01-2	Mem Sel Guide	1-6	PP
156-1299-00	X			STTL		DL
156-1300-00	N			TTL		SC
156-1301-00	N	Fujitsu	MB8414E/C	Mem Sel Guide	1-5	LR
156-1301-01	N	Fujitsu	MB8414E	Mem Sel Guide	1-5	LR
156-1302-00	X	Plessey	SP8610M	ECL	1-12	CR
156-1302-01	A	Plessey	SP8611BDC/DG	ECL	2-3 & 3-2	CR
156-1303-00	A	SemiProcess	SD5000N	Spec Funct		
		Signetics	SD5000N			
156-1303-01	A	SemiProcess	5S024	Spec Funct		PP
156-1304-00	A	Motorola	MC75140LDS			CR
		Texas Instr	SN75140JG4			
156-1305-00	A	Siliconix	LD121ACJ	Spec Funct	2-2	CR
156-1306-00	A	Siliconix	LD120CJ	Spec Funct	2-2	CR
156-1306-01						DL
156-1307-00	A	Burr-Brown	ADC80AG-12	Spec Funct	2-2	PP
156-1308-00	A	Raytheon	RM4194D	Linear		CR
		Silicon Gen	SG4194J			
156-1308-01	A		RM4194D	Linear		CR
156-1309-00	A	Fairchild	SL81664	ECL	1-12	CR
156-1310-00	A	Harris	HD3-6402	Multi Funct	1-2	PP
		Intersil	IM6402IPL			
156-1310-01	X	Intersil	64S021	Multi Funct	1-2	PP
156-1310-02	A		64S021PL	Multi Funct	1-2	PP
156-1311-00	A	Signetics	NE5018-11B	Spec Funct	2-2	PP
156-1312-00	A	Prec. Mono	SMP11-FY	Spec Funct	2-3	CR
156-1313-00	A	Motorola	SN74LS166NDS/JDS	TTL	1-20	CR
		Texas Instr	SN74LS166NP3/JP4			
156-1314-00	A	Motorola	MC8506P/L	TTL		CR
156-1315-00	A	AMD	AM26LS32PCB/DCB	TTL	1-16	CR
		Natl Semic	26LS32NA+/JA+			
		Texas Instr	SN26LS32N3/J4			
156-1316-00	A	AMD	AM26LS30PCB2/DCB2	TTL	1-16	CR
		Natl Semic	DS3691NA+/JA+			
156-1318-00	A	Motorola	SN74LS375N/J	TTL	1-19	CR
		Signetics	N74LS375NB/FB			
		Texas Instr	SN74LS375NP3/JP3			
156-1319-00	A	RCA	CD40115D	CMOS	1-10	CR
156-1320-00	A	Motorola	MC14078BCLDS	CMOS	1-9	CR
		RCA	CD4078BFX			
156-1321-00	A	Hybrid Sys	DAC331C-10-1	Spec Funct	2-2	CR
156-1322-00	A	Analog Dev	AD40374	Linear	3-1	CR

PART NUMBER	**ND	VENDOR	VENDOR NO.	TYPE	*PAGE NO.	§§ST
156-1323-00	A	AMD	AM91L24CDC	Mem Sel Guide	1-6	CR
156-1323-01	A	AMD	AM91L24CDC	Mem Sel Guide	1-6	CR
156-1324-00	N	Natl Semic	LM361N/A+	Spec Funct	2-3	CR
156-1325-00	A	Texas Instr	TBP18SA030	Mem Sel Guide	1-7	CR
156-1326-00	A	AMD	SN74LS379NB2/JB2	TTL	1-17	CR
		Texas Instr	SN74LS379N3/J4			
156-1327-00	A	Natl Semic	MM74C374NA+/JA+	CMOS	1-9	CR
156-1327-01	X	Natl Semic	MM74C374JA+	CMOS		DL
156-1328-00	N	Signetics	82S70NB/FB	TTL	1-20	CS
156-1329-00	A	Analog Dev	AD565AJD	Spec Funct	2-2	CR
156-1330-00	U		S42168	TTL		SC
156-1331-00	X		HD74S86S	TTL		SC
156-1332-00	X		HD74S64S	TTL		SC
156-1333-00	X		7D74S04S	TTL		SC
156-1334-00	N		HD101255	TTL		SC
156-1335-00	A	Fairchild	96LS02PCQR/DCQR	TTL	1-19	CR
156-1336-00	N	Natl Semic	INS8250DA+/NA+	Multi Funct	1-2	CR
156-1336-01	A	Natl Semic	INS8250BD/N	Multi Funct		CR
156-1337-00	A	Natl Semic	MM5369AA/N	CMOS	1-10	CR
156-1338-00	A	Signetics	NE5534N	Op Amp	3-3	CR
		Texas Instr	NE5534P			
156-1338-01	A	Signetics	NE5534AN	Op Amp	3-3	CR
156-1338-02	A	Exar	XR5534CN	Op Amp	3-3	CR
		Signetics	NE5534			
		Texas Instr	NE5534P3			
156-1339-00	A	Signetics	NE521N/SUPRII-B	Spec Funct	2-3	CR
156-1340-00	X	Motorola	MC14071BCL	CMOS		NP
		RCA	CD4071BF			
156-1340-01	A	Motorola	MC14071BCLD	CMOS	1-9	CR
		RCA	CD4071BFX			
156-1341-00	N	Fairchild	F40098BDC	CMOS	1-9	CR
		Natl Semic	MM80C98J			
156-1341-01	A	Fairchild	F40098BDCQR	CMOS	1-9	CR
		Natl Semic	MM80C98JA+			
156-1342-00	A	Amer Micro	S6802D/C	Multi Funct	1-2	CR
		Fairchild	F6802DC			
		Motorola	MC6802S/L			
156-1342-01	A	Amer Micro	S68A08D/C	Multi Funct	1-2	PP
		Fairchild	F68A08P/D			
		Motorola	SC67127P			
156-1343-00	A	Signetics	82S129FN/IN	Mem Sel Guide	1-7	CR
156-1344-00	A	Plessey	SP9685CM	Spec Funct	2-3	CR
156-1345-00	A	TRW, Inc.	TDS5180	Spec Funct	2-2	CR
156-1346-00	A	Fairchild	3341AA	MOS	1-13	PP
156-1347-00	N	Natl Semic	DS88L12N/J	TTL	1-14	CR
156-1348-00	A	Natl Semic	LM345-5.2K	Linear	3-1	CR
156-1349-00	A	RCA	CA3054	Array	3-2	CR
156-1349-01	X	RCA	CA3054S/5	Array		OB
156-1350-00	U		2125AL-2	TTL		DL
156-1351-00	N	AMD	SN74S158PC/DC	TTL	1-15	CR
		Signetics	N74S158N/F			
		Texas Instr	SN74S158N/J			
156-1351-01	A	Natl Semic	DM74S158NA+/JA+	TTL	1-15	CR
		Signetics	N74S158NB/FB			
		Texas Instr	SN74S158NP3/JP4			
156-1351-02	A	Natl Semic	CD4019BCJA+	CMOS	1-9	DL
156-1352-00	A	RCA	CD4019BFX			CR
156-1353-00	A	Mostek	MK4116J-2	Mem Sel Guide	1-4	PP
		Nippon Elec	μPD416D-3			
156-1353-01	X		4116-2			DL
156-1353-02	X		4116-2			DL
156-1354-00	A	Signetics	N82S191F/I	Mem Sel Guide	1-7	CR
156-1355-00	A	AMD	AM2910DC			CR
		Motorola	MC2910L			
156-1355-01	A	AMD	AM2910DCB			PP
156-1356-00	A	Intel	D/P8243-S5037	Multi Funct	1-2	CR
		NEC Micro	μPB8243C/D			
		Nippon Elec	μPB8243C/D			

** NEW DESIGN RECOMMENDATION FROM COMPONENT ENGINEERING:

A = Acceptable
N = Not Recommended
U = Undefined
X = Do Not Use

INTEGRATED CIRCUIT PART NUMBER INDEX (CONT)

TEK PART NUMBER TO VENDOR NUMBER

PART NUMBER	**ND	VENDOR	VENDOR NO.	TYPE	*PAGE NO.	§§ST
156-1356-01	A	Intel	D/P8243	Multi Funct	1-2	PP
156-1356-02	U		D/P8243			
156-1357-00	A	AMD	AM29721PCB2/DCB2	Mem Sel Guide	1-5	CR
156-1359-00	N	Fujitsu	MB8414E	Mem Sel Guide	1-5	LR
156-1359-01	N	Fujitsu	MB8414E/C	Mem Sel Guide	1-5	CR
156-1359-02	N	Fujitsu	MB8414E/C	Mem Sel Guide	1-5	LR
156-1360-00	A	AMD	AM93422PC/DC	Mem Sel Guide	1-5	CR
156-1360-01	A	Fairchild	93422DC/PC			
	A	AMD	AM93422PC/DC	Mem Sel Guide	1-5	CR
	A	Fairchild	93442DC/PC			
156-1361-00	U		36000P-5			DL
156-1362-00	A	Natl Semic	LM331N	Spec Funct	2-3	CR
	A	Raytheon	RC4151NB			
	N	Signetics	N74LS14X			CR
	N	Texas Instr	SN74LS14YMP			
156-1364-00	A	Intel	D8748	Multi Funct	1-2	CR
156-1365-00	A	Intel	D8741A	Multi Funct	1-2	PP
156-1366-00	A	Analog Dev	AD11/296	Spec Funct	2-2	CR
	A	Micro Power	MP7523JN			
156-1367-00	A	Analog Dev	AD11/279	Spec Funct	2-2	CR
	A	Micro Power	MP7424JN			
156-1367-01						SC
156-1368-00	A	Motorola	MC14555BCL	CMOS	1-9	OB
		RCA	CD4555BF			
156-1369-00	X	Motorola	MC14022BCLD	CMOS		OB
		RCA	CD4022BFX			
156-1370-00	A	Natl Semic	LF398H	Spec Funct	2-3	CR
156-1371-00	A	Fairchild	74LS168PC/DC	TTL	1-15	CR
	A	Natl Semic	DM74LS168N/J			
	A	Motorola	SN74LS168NDS/JDS			
	A	Texas Instr	SN74LS168AN/J			
156-1372-00	N	Texas Instr	TBP18542	Mem Sel Guide	1-7	LR
156-1372-01	U	Texas Instr	TBP18542			LR
156-1373-00	X	Fairchild	74LS125PC/DC	TTL		DL
		Natl Semic	DM74LS125N/J			
		Texas Instr	SN74LS125AN/J			
156-1373-01	A	Natl Semic	DM74LS125NA+/JA+	TTL		CR
		Texas Instr	SN74LS125N3/J4			
156-1374-00	X	Fairchild	10180DCQR	ECL		DL
		Motorola	SC22689L180			DL
156-1375-00	X	AMD	AM26LS2569PC/DC	TTL		CR
156-1375-01	A	AMD	AM25LS2569PCB/DCB	TTL	1-14	CR
156-1376-00	A	Fairchild	74LS181PCQR/DCQR	TTL		
		Motorola	SN74LS181NDS/JDS			
		Signetics	N74LS181NB/FB			
		Texas Instr	SN74LS181N/J			
156-1377-00	U		2716	NMOS		DL
156-1378-00	U		2716	NMOS		DL
156-1379-00	U		2716	NMOS		DL
156-1380-00	U		2716	NMOS		DL
156-1381-00	A	RCA	CA3096AE-17	Array	3-2	CR
156-1382-00	N	Mostek	MK4801APJ-4	Mem Sel Guide	1-6	CR
156-1382-01	N	Mostek	MK4118A-4P/J	Mem Sel Guide	1-6	DL
156-1382-02	N	Mostek	MK4118AN-4	Mem Sel Guide	1-6	PP
156-1383-00	A	Mostek	MK4118A-2	Mem Sel Guide	1-6	CR
156-1385-00	A	AMD	AM2942DCB	Multi Funct	1-2	CR
156-1386-00	A	SMC Micro	CRT5027	Multi Funct	1-2	PP
		Texas Instr	TMS9927JL			
156-1386-01	A	SMC Micro	CRT5027C	Multi Funct	1-2	CR
		Solid State	SND5027D/C			
		Texas Instr	9927JP4			
156-1387-00	A	Intel	D8039	Multi Funct	1-2	CR
156-1388-00	A	AMD	SN74LS399PC/DC	TTL	1-15	CR
		Motorola	SN74LS399NDS/JDS			
		Texas Instr	SN74LS399NP3/JP4			
156-1389-00	X	AMD	AM2950DC	Multi Funct		DL
156-1390-00	U	Texas Instr	TBP185A030	TTL		CS
156-1391-00	N	Natl Semic	LF352D	Op Amp		DL
156-1392-00	A	Monolithic	6349-1J	Mem Sel Guide	1-7	CR
156-1393-00	X	Signetics	N74S38FB	TTL		CR
		Texas Instr	SN74S38NP3/JP4			

PART NUMBER	**ND	VENDOR	VENDOR NO.	TYPE	*PAGE NO.	§§ST
156-1393-01	A	Signetics	74S38FB	TTL	1-14	CR
		Texas Instr	SN74S38NP3/JP4			
156-1394-00	N	AMD	AM93S10PC/DC	TTL		CS
		Fairchild	93S10PC/DC			
156-1395-00	X	AMD	74LS158PC/DC	TTL		NP
		Fairchild	74LS158PC/DC			
		Natl Semic	DM74LS158N/J			
		Texas Instr	SN74LS158N/J			
156-1395-01	A	Fairchild	74LS158PCQR/DCQR	TTL	1-15	CR
		Natl Semic	DM74LS158NA+/JA+			
		Texas Instr	SN74LS158NP3/JP4			
156-1396-00	A	Nippon Elec	uPC616A	Spec Funct	2-3	DL
156-1397-00	A	Natl Semic	MM74C30JA+	CMOS	1-9	PP
156-1398-00	A	Natl Semic	MM74C373JA+	CMOS	1-10	CR
156-1399-00	N	Fairchild	9406PC/DC	STTL		CS
156-1400-00	U		9124E	NMOS		DL
156-1401-00	A	Natl Semic	LM1848N	Linear	3-1	CR
156-1402-00	N	Rockwell Int	R6500/1EAC	Multi Funct	1-2	CR
		Synertek	SY6500/1EA			
156-1403-00	A	AMD	AM7232DC	Mem Sel Guide	1-7	CR
		Hitachi	HN462732			
		Intel	IC2732			
156-1403-01	U					DL
156-1404-00	N	Texas Instr	SBP9900AJC	Multi Funct	1-2	CR
156-1405-00	U		78HV12	Linear		DL
156-1406-00	U		78HV18	Linear		DL
156-1407-00	A	Natl Semic	DS8863N/J	TTL	1-17	CR
156-1408-00	A	Intersil	ICM7555/1PA	Spec Funct	2-3	CR
156-1408-01	A	Intersil	ICM7555/883-BIPA	Spec Funct	2-3	CR
156-1409-00	A	Burr-Brown	DAC80-CCD-I	Spec Funct	2-2	CR
156-1409-01	A		DAC80-CCD-I	Spec Funct	2-2	PP
156-1410-00	X					DL
156-1411-00	X	LSI Computr	LS7031	MOS		CR
156-1412-00	A	Intel	8272	Multi Funct	1-2	CR
		NEC Micro	uPD765			
156-1413-00	U			NMOS		DL
156-1414-00	N	Texas Instr	SN75160N/J	Multi Funct	1-3	CR
156-1414-01	A	Texas Instr	SN75160NP3/JP4	Multi Funct	1-3	CR
156-1414-02	A		75160	Multi Funct	1-3	PP
156-1415-00	A	Texas Instr	SN75161N/J	Multi Funct	1-3	CR
156-1415-01	A		75161	Multi Funct	1-3	PP
156-1416-00	A	Intel	D8086	Multi Funct	1-2	CR
156-1416-01	A	Intel	D8086-2	Multi Funct	1-2	CR
156-1417-00	A	Intel	D2716-1/S6623	Mem Sel Guide	1-7	CR
156-1418-00	U		UPB147D			SC
156-1419-00	X		TC5037P			SC
156-1420-00	U	Synertek	SY2332/51079			SC
156-1421-00	X		TC4022BP			SC
156-1422-00	U		CA3240E			SC
156-1423-00	U		AN6551			SC
156-1424-00	X	Zilog	Z80A-SIO/1CS	Multi Funct		NP
156-1424-01	A	Mostek	MK3885P-4/N-4	Multi Funct	1-2	CR
		Zilog	Z80A-SIO/IPS01			
156-1424-02						SC
156-1425-00	U	Rockwell Int	R6502P/C	Multi Funct	1-2	CR
		Synertek	SYP/SYC6502			
156-1425-01	U	Rockwell Int	R6502AP/AC	Multi Funct	1-2	CR
		Synertek	SYP/SYC6502A			
156-1426-00	A	Motorola	MC68B40L/P	Multi Funct	1-2	CR
156-1427-00	A	Intel	P/D8288	Multi Funct	1-2	PP
156-1427-01	A	Intel	QD/D8288-S4244	Multi Funct	1-2	CR
156-1428-00	X	Intel	D8284A	Multi Funct		DL
156-1428-01	X	Intel	D8284A-S4245	Multi Funct		NP
156-1428-02	A	Intel	QD/D8284A	Multi Funct	1-2	CR
156-1429-00	A	NEC Micro	uPD444C	Mem Sel Guide	1-5	CR
156-1429-01	A	NEC America	UPD444	Mem Sel Guide	1-5	CR
156-1430-00	A	Natl Semic	MM74C911N/J	CMOS	1-10	CR
156-1431-00	A	Natl Semic	MM74C912N/J	CMOS	1-9	CR

* LACK OF ENTRY IN COLUMN INDICATES ITEM IS NOT LISTED IN MFR/TEK SECTION OF CATALOG. THIS INDICATES ITEM IS OBSOLETE, NOT RECOMMENDED FOR NEW DESIGN, OR OF LIMITED USE (SUCH AS SPECIALIZED CUSTOM MASK).

° NOT CURRENT VENDOR.

INTEGRATED CIRCUIT PART NUMBER INDEX (CONT)

TEK PART NUMBER TO VENDOR NUMBER

PART NUMBER	** ND	VENDOR	VENDOR NO.	TYPE	* PAGE NO.	§§ ST
156-1432-00	N	Fairchild Motorola Signetics Texas Instr	74LS156PC/DC SN74LS156N/J N74LS156N/F SN74LS156N/J 74LS156	TTL	1-16	CR
156-1432-01	N			TTL	1-16	CR
156-1432-02	A	Fairchild Motorola Signetics Texas Instr	74LS156PCQR/DCQR SN74LS156NDS/JDS N74LS156NB/FB SN74LS156NP3/JP4	TTL	1-16	CR
156-1433-00	A	Natl Semic	MM5837N	MOS	1-13	CR
156-1434-00	A	Intel	P/D8035	Multi Funct	1-2	CR
156-1435-00	A	Intersil	ICL7107CPL	Spec Funct	2-2	CR
156-1436-00	A	Motorola	MC1404AU6DS	Linear	3-1	OB
156-1437-00	A	Motorola Prec. Mono	MC1404AU5DS REF02-0402	Linear	3-1	CR
156-1438-00	N	Texas Instr	TBP28S86N	Mem Sel Guide	1-7	CR
156-1439-00	A	Motorola	MC1403AUDS	Linear	3-1	OB
156-1440-00	U	Gen Elec	H22A5			CR
156-1441-00	A	TRW LSI Prod	1016J5C10	Spec Funct	2-2	CR
156-1441-01	N	Texas Instr	TMS9914ANL	Spec Funct	2-2	CR
156-1442-00	N	Intel	D8202	Multi Funct	1-2	PP
156-1443-00	A	Burr-Brown	2D158	Spec Funct	2-2	CR
156-1444-00	X	Texas Instr	TMS9914NL/JL	Multi Funct		LR
156-1444-01	A	Texas Instr	9914A-N	Multi Funct	1-3	CR
156-1444-02	A	Texas Instr	TMS9914AJL	Multi Funct	1-3	PP
156-1445-00	A	Motorola	MC68000L8	Multi Funct	1-2	CR
156-1445-01	A	Motorola	MC68000L6			CR
156-1445-02	A		68000L10	Multi Funct	1-2	CR
156-1446-00	A	Signetics	NE5533N	Op Amp	3-3	CR
156-1446-01	A	Signetics	NE5533AN	Op Amp	3-3	CR
156-1446-02	A	Exar Signetics	XR-5533N NE5533F	Op Amp	3-3	CR
156-1447-00	U	SonyTek	74S113			SC
156-1448-00	N	Fairchild Texas Instr	74LS490PC/DC SN74LS490N3/J4	TTL	1-15	CR
156-1448-01	A	Fairchild	74LS490PC01/DCQR	TTL	1-15	CR
156-1449-00	A	Plessey	SP8627DG/DP	ECL	1-12	CR
156-1450-00	N	RCA	CA3141E	Array	3-2	CR
156-1451-00	A	Natl Semic	LM337T	Linear	3-1	CR
156-1452-00	A	Natl Semic	DM74S287J	Mem Sel Guide	1-7	CR
156-1453-00	N	Monolithic	6301-1J	Mem Sel Guide	1-7	MP
156-1454-00	N	Natl Semic	DS8654N/J	TTL	1-17	CR
156-1454-01	N	Natl Semic	DS8654NA+/JA+	TTL	1-17	CR
156-1455-00	A	Intel Natl Semic	D/P8275 DS8275N/J	Multi Funct	1-2 & 13	CR
156-1456-00	N	AMD Intersil Natl Semic	AM2502PC/DC AM2502CPE/CJE DM2502CN/J	TTL	1-20	CR
156-1457-00	A	Analog Dev	AD41127	Spec Funct	2-2	CR
156-1457-02	N		536A	Spec Funct	2-2	
156-1458-00	A	Motorola	MC6844P/L	MOS	1-13	PP
156-1458-01	A		MC6844PDS/LDS	MOS	1-13	PP
156-1459-00	A	Texas Instr	SN75162N/J	Multi Funct	1-3	CR
156-1460-00	A	Signetics	2661-21/CP2752	Multi Funct	1-2	CR
156-1461-00	A	Fairchild Intel	2114L2DC D2114AL-4/S712	Mem Sel Guide	1-6	CR
156-1461-01		Intel	C2114AL	Mem Sel Guide	1-6	CR
156-1461-02						DL
156-1462-00	A	AMD	AM27S29DC	Mem Sel Guide	1-7	CR
156-1463-00	U	Harris	HD10117	ECL		SC
156-1464-00	U		8755A	MOS		SC
156-1465-00	X	Harris	HD74LS122	TTL		SC
156-1466-00	X	Harris	HD74LS123	TTL		SC
156-1467-00	U		8155	MOS		SC
156-1468-00	U	Signetics	NE522	Linear		SC
156-1469-00	U	Prec. Mono	DAC20CQ	Linear		SC
156-1470-00	U		TL082	Linear		SC
156-1471-00	U		IT400	Linear		SC
156-1472-00	U	RCA	CA3280	Linear		SC
156-1473-00	X		ICM7218A	CMOS		SC
156-1474-00	U	AMD	AM687	TTL		SC
156-1475-00	X		8255A-5	MOS		SC
156-1476-00	U	Motorola	MC10114	ECL		SC

PART NUMBER	** ND	VENDOR	VENDOR NO.	TYPE	* PAGE NO.	§§ ST
156-1477-00	U		TL494	Linear		SC
156-1478-00	A	Motorola	MC14081BCL	CMOS	1-9	CR
156-1478-01	X	RCA	CD4081BF			
156-1478-01	X	Motorola	MC14081BCLDS	CMOS		CR
156-1478-01	X	RCA	CD4081BFX			
156-1479-00	N	AMD	DM81LS98PC/DC	TTL	1-14	CR
156-1479-01	A	Natl Semic	DM81LS98N/J			
156-1479-01	A	AMD	AM81LS98PCB/DCB	TTL	1-14	CR
156-1479-01	A	Natl Semic	DM81LS98JA+/JA+			
156-1480-00	X	Motorola	MC14075BCLDS	CMOS		OB
156-1480-00	X	Natl Semic	MM4075BCJA+			
156-1480-00	X	RCA	CD4075BFX			
156-1481-00	A	AMD	AM25LS22PCB/DCB	TTL	1-20	CR
156-1481-00	A	Fairchild	74LS322PC/DC			
156-1481-00	A	Texas Instr	SN74LS322N/J			
156-1482-00	U	MOS Tech	6504	Multi Funct	1-2	CR
156-1482-00	U	Rockwell	R6504P/C			
156-1482-00	U	Synertek	SYP/SYN6504			
156-1483-00	A	Intersil	ICL7106CPL	Spec Funct	2-2	CR
156-1484-00	X	EMM	35392C	Mem Sel Guide		LR
156-1485-00	U	Micro Elec	6U27A17	Op Amp		OB
156-1486-00	A	Motorola	MC14512BCLD	TTL	1-10	PP
156-1486-00	A	RCA	CD4512BFX			
156-1487-00	X	Motorola	MC14504BCLD	TTL		OB
156-1488-00	U	Micro Elec	6U27A18	Op Amp		OB
156-1489-00	U	Micro Elec	6U27A19	Op Amp		OB
156-1490-00	A	Intersil	ICL8069CCSQ	Linear	3-1	CR
156-1491-00	A	Gen Elec	H11F3			DL
156-1492-00	A	Analog Dev	AD542JH	Op Amp	3-4	CR
156-1492-01	A	Analog Dev	AD40764	Op Amp	3-4	CR
156-1493-00	U	Prec. Mono	DAC20EQ	Linear		SC
156-1494-00	A	AMD	S68B09D	Multi Funct	1-2	CR
156-1494-00	A	Amer Micro	S68B09D/E			
156-1494-00	A	Motorola	MC68B09S/L			
156-1494-01	A	Amer Micro	68B09D/E	Multi Funct	1-2	CR
156-1494-01	A	Motorola	MC68B09S/L			
156-1495-00	A	Fairchild	F10162DC	ECL	1-11	CR
156-1495-00	A	Motorola	MC10162L			
156-1495-00	A	Signetics	10162F			
156-1495-01						SC
156-1496-00	A	Fairchild	F100155FC	ECL	1-11	CR
156-1496-00	A	Signetics	100155D			
156-1496-01						PP
156-1497-00	A	Fairchild	F100150FC	ECL	1-12	CR
156-1497-00	A	Signetics	100150D			
156-1498-00	A	Fairchild	F100117FC	ECL	1-12	PP
156-1498-00	A	Signetics	100117D			
156-1499-00	A	Fairchild	F100112FC	ECL	1-12	CR
156-1499-00	A	Signetics	100112D			
156-1499-01	A		100112FC	ECL	1-12	PP
156-1500-00	A	Fairchild	F100107FC	ECL	1-12	CR
156-1500-00	A	Signetics	100107D			
156-1500-01						PP
156-1501-00	A	Fairchild	F100151FC	ECL	1-11	PP
156-1501-00	A	Signetics	100151D			
156-1501-01						PP
156-1502-00	A	Fairchild	F100171FC	ECL	1-11	CR
156-1502-00	A	Signetics	100171D			
156-1503-00	A		AD581LH	Linear	3-1	PP
156-1504-00	A	Fairchild	F100170FC	ECL	1-11	PP
156-1504-00	A	Signetics	100170D			
156-1505-00	A	Fairchild	F100166DC	ECL	1-11	CR
156-1505-00	A	Signetics	100166F			
156-1506-00	A	Fairchild	F100160DC	ECL	1-12	CR
156-1506-00	A	Signetics	100160F			
156-1507-00	A	Fairchild	F100180FC	ECL	1-11	CR
156-1507-00	A	Signetics	100180Y			
156-1508-00	A	Fairchild	F100180DC	ECL	1-11	CR
156-1508-00	A	Signetics	100180F			

** NEW DESIGN RECOMMENDATION FROM COMPONENT ENGINEERING:

A = Acceptable
N = Not Recommended
X = Undefined
U = Do Not Use

INTEGRATED CIRCUIT PART NUMBER INDEX (CONT)

TEK PART NUMBER TO VENDOR NUMBER

PART NUMBER	** ND	VENDOR	VENDOR NO.	TYPE	* PAGE NO.	§§ ST	PART NUMBER	** ND	VENDOR	VENDOR NO.	TYPE	* PAGE NO.	§§ ST
156-1509-00	A	Fairchild Signetics	F100171DC 100171F	ECL	1-11	CR	156-1557-00	A	Fairchild Signetics	F100163FC 100163Y	ECL	1-11	CR
156-1510-00	A	Fairchild Signetics	F100155DC 100155F	ECL	1-11	CR	156-1558-00	A	AMD Zilog	AMZ8002ADC Z8002A	Multi Funct	1-2	CR
156-1511-00	A	Fairchild Signetics	F100141DC 100141F	ECL	1-12	CR	156-1559-00	N	Motorola	MCM68764C/L	Mem Sel Guide	1-7	CR
156-1512-00	A	Fairchild Signetics	F100151DC	ECL	1-11	CR	156-1560-00	A	Monolithic Fairchild Signetics	6309-1/J20 F10018FC 100118D	Mem Sel Guide ECL	1-7 1-12	CR PP
156-1513-00	A	Fairchild Signetics	F100145FC 100145D	ECL	1-12	CR	156-1561-00	A	Fairchild Signetics	F100136FC 100136D	ECL	1-11 & 12	PP
156-1514-00	A	Fairchild Signetics	F100145DC 100145F	ECL	1-12	PP	156-1563-01	A	Analog Dev	AD521KD	Op Amp	3-4	PP
156-1515-00	A	Fairchild Signetics	F100122FC 100122D	ECL	1-11	CR	156-1564-00	A	AMD	AM2940DC	Multi Funct	1-2	CR
156-1515-01						PP	156-1565-00	N	Gen Instr	ER1400	Mem Sel Guide	1-7	PP
156-1516-00	A	Fairchild Signetics	F100122DC 100122F	ECL	1-11	CR	156-1566-00	N	Mitsubishi	M5G1400P			
156-1517-00	A	Fairchild Signetics	F100136DC 100136F	ECL	1-12	CR	156-1568-00	A	RCA	CD40103BFX	CMOS Array	1-9	CR
156-1518-00	A	Fairchild Signetics	F100107DC 100107F	ECL	1-12	CR	156-1569-00	A	Motorola Natl Semic	MPQ3467 DH3467CN		3-2	CR
156-1519-00	A	Fairchild Signetics	F100102DC 100102F	ECL	1-12	CR	156-1570-00	A	AMD Intel	AM8255APCB/DCB P/D8255A	Multi Funct	1-2	CR
156-1520-00	A	Fairchild Signetics	F100101DC 100101F	ECL	1-12	CR	156-1570-01	A	AMD Intel	AM8255A-5P/DCB QP/QC8255A-5	Multi Funct	1-2	PP
156-1521-00	A	Fairchild T xas Instr	74LS352PCOR/DCOR SN74LS352NP3/JP4	TTL	1-15	CR	156-1571-00	A	Natl Semic	ADC1211HCD	Spec Funct	2-2	CR
156-1523-00	A	Fairchild Texas Instr	75110APC/DC SN75110AN/J	TTL	1-16	CR	156-1572-00	A	Fairchild Signetics	26531/N	Multi Funct	1-2	CM
156-1524-00	X		74S225J	TTL		DL	156-1573-00	A	Fairchild Natl Semic	74S134DCQR DM74S134NA+/JA+	TTL	1-18	CR
156-1525-00	A	AMD	AMZ8001ADC	Multi Funct	1-2	CR	156-1574-00	A	Intel	D2148HL-3	Mem Sel Guide	1-6	CR
156-1526-00	A	Zilog Signetics	Z8001ADS				156-1575-00	N	Mostek	MK4118AP/J-1	Mem Sel Guide	1-6	CR
156-1527-00	A	RCA	N82LS181	Mem Sel Guide Array	1-7	CR	156-1578-00	N	Fujitsu-Amer	MB7071H	Mem Sel Guide	1-5	LR
		Sprague Elec	CA3183AE		3-2	CR	156-1579-00	X	Motorola	MC68701L	Multi Funct		DL
			ULN2083A-1				156-1580-00	A	Intel	D2148HL	Mem Sel Guide	1-6	PP
156-1528-00	A	Sprague Elec	UHP-408	TTL	1-16	CR	156-1581-00	A	Fairchild	F100150DC	ECL	1-12	PP
156-1529-00	A	Motorola	LM317LZ	Linear	3-1	CR	156-1582-00	A	Prec. Mono	OP0720C2	Op Amp	3-4	OB
156-1530-00	A	Rockwell	R6531P-098	Multi Funct	1-2	CR	156-1583-00	A					
156-1531-00	A	Intel	QC/QD8755A	Multi Funct	1-2	CR	156-1584-00	N	Texas Instr	SN74S124NP3/JP4	TTL	1-20	PP
156-1532-00	A	Micro Power	MP5510-CY5004	Op Amp	3-4	OB	156-1585-00	A	Silicon Gen	SG10083/3526J	Linear	3-1	CR
		Prec. Mono	OP-10-057Y				156-1585-01	A		SG3526	Linear	3-1	
156-1533-00	A	Natl Semic	ADC0801LCD/A+	Spec Funct	2-2	CR	156-1586-00	A	Analog Dev	AD589JH	Linear	3-1	CR
156-1534-00	A	Burr-Brown	DAC72/DAC70-CCD-I	Spec Funct	2-2	CR	156-1586-01	A	Intersil	ICL8069DC			PP
156-1534-01	A	Burr-Brown	DAC71-CCD-I	Spec Funct	2-2	PP	156-1587-00	X	Texas Instr	SN74402NP3/JP4	TTL		CR
156-1535-00	A	AMD	AM8279-5N/J	Multi Funct	1-2	CR	156-1588-00	A	Prec. Mono	OP-20GBC	Op Amp	3-4	CR
		Intel	8279-5				156-1588-01	A		OP-20	Op Amp	3-4	CR
156-1537-00	A	Prec. Mono	OP-11050Y	OP Amp	3-4	CM	156-1589-00	A	AMD	AM6012PC	Spec Funct	2-2	PP
156-1538-00	A	Fairchild	F10171DC	ECL	1-11	PP	156-1590-00	A	TRW, Inc.	TDS5318	Spec Funct	2-2	PP
		Motorola	MC10171L				156-1590-01						
156-1539-00	A	Signetics	10171F	Multi Funct	1-2	CR	156-1591-00	A	Motorola	MCM68B10SD	Mem Sel Guide	1-6	DL
		Synertek	SYP6522				156-1592-00	A	Fairchild	F10123DC	ECL	1-12	CR
156-1540-00	A	Fairchild	FSA2619P	Array	3-2	CM			Motorola	MC10123L			
156-1541-00	X		AY-5-2376			NP			Signetics	10123F			
156-1542-00	X		74276	TTL	3-1	DL	156-1593-00	A	Fairchild	SL92104	Spec Funct	2-3	PP
156-1543-00	A	Prec. Mono	REF-02CJ	Linear	3-1	CM	156-1593-01	A		CCS321A	Spec Funct	2-3	PP
156-1544-00	N	Fairchild	9616EDC	TTL	1-17	CR	156-1594-00	A	Hitachi	HM6116P-3/DP-24	Mem Sel Guide	1-6	CR
156-1545-00	A	Fairchild	FSA2720M	Array	3-2	CR	156-1595-00	A	Mostek	6116P-3			
156-1546-00	A	AMD	AM25LS2538PCB/DCB	TTL	1-16	CR	156-1595-00	A	Date1-Intsl	ADC-EK10B	Spec Funct	2-2	PP
156-1547-00	A	Fairchild Signetics	74S258DCQR	TTL	1-15	CR			Teledyne	8701CN			
		Texas Instr	74S258FB				156-1596-00	A	Hitachi	HN462532-DC-24C	Mem Sel Guide	1-7	PP
			SN74S258JP4				156-1597-00	A	AMD	AMZ8103PC/DC	TTL	1-17	CR
156-1548-00	A	Micro Power	MP7621KN	Spec Funct	2-2	CR	156-1598-00	A	Natl Semic	DP8303N/J	Mem Sel Guide	1-7	CR
		Teledyne	8641CJ						Fujitsu-Amer	MBM2732A-30C			
156-1549-00	A	Motorola	MC6840PDS/LDS	Multi Funct	1-2	CR			Intel	D2732A-3/S6699			
156-1550-00	A	AMD	AM9513PCB/DCB	Multi Funct	1-2	CR	156-1599-00	U	Intel	D8202A	Mem Sel Guide	1-2	CR
156-1551-00	N	RCA	90593	Op Amp	3-5	CR	156-1600-00	A	Hitachi	HD74LS123	TTL	1-19	CR
156-1552-00	A	Hitachi	HM4816A-4/DG16B	Mem Sel Guide	1-4	CR			Motorola	SN74LS123NDS/JDS			
156-1553-00	A	Intel	D2118-4						Texas Instr	SN74LS123NP3/JP4	Multi Funct	1-2	CR
		SDS Electron	XSD5002CM	Array	3-2	CR			Natl Semic	MM58167AN/D			
		Sem Process	5S021										
		Sertech Labs	XSD5002CM										
		Signetics	XSD5002CM										
156-1554-00	A	Fairchild Signetics	F100170DC 100170F	ECL	1-11	PP							
156-1555-00	A	AMD	AM6080PC	Spec Funct	2-2	CR							
156-1556-00	A	Motorola	MC14543BCLDS	CMOS	1-9 & 10	CR							
		Natl Semic	CD4543JA+										

* LACK OF ENTRY IN COLUMN INDICATES ITEM IS NOT LISTED IN MFR/TEK SECTION OF CATALOG. THIS INDICATES ITEM IS OBSOLETE, NOT RECOMMENDED FOR NEW DESIGN, OR OF LIMITED USE (SUCH AS SPECIALIZED CUSTOM MASK).

- NOT CURRENT VENDOR.

INTEGRATED CIRCUIT PART NUMBER INDEX (CONT)

TEK PART NUMBER TO VENDOR NUMBER

PART NUMBER	**ND	VENDOR	VENDOR NO.	TYPE	*PAGE NO.	§§ST	PART NUMBER	**ND	VENDOR	VENDOR NO.	TYPE	*PAGE NO.	§§ST
156-1602-00	A	Intel	D2816-3	Mem Sel Guide	1-7	CR	156-1645-00	N	Fairchild	96S02PCQR/DCQR	TTL	1-19	PP
156-1603-00	A	Intel	D2764-3	Mem Sel Guide	1-7	CR	156-1646-00	A	Mitel	MC74SC374AC	CMOS	1-9	CR
156-1604-00	N	Fairchild	UA79M12AHC	Linear	3-1	CM	156-1647-00	A	Motorola	MC3431L/P	Spec Funct	2-3	CR
156-1605-00	N	Natl Semic	LM79M12CH						Natl Semic	DS3651J/N			
156-1605-00	N	Digital Eq	DC01019.14038	Multi Funct	1-2	CR	156-1649-00	A	Exar	XR6118	TTL	1-16	PP
156-1606-00	A	AMD	AM9517A-5DC	Multi Funct	1-2	CR	156-1650-00	A	Sprague	UDN-6118A			
156-1607-00	N	Intel	C/D8237A-5				156-1650-00	A	Fairchild	11C01FC	ECL	1-11	PP
156-1607-00	N	Fairchild	UA1558RM	Op Amp	3-3	CR	156-1651-00	A	Motorola	SC63501F			
156-1607-00	N	Motorola	MC1558U				156-1651-00	A	AMD	AM2732-/DC	Mem Sel Guide	1-7	CR
156-1607-00	N	RCA	CA1558G				156-1652-00	A	Intel	D2764	Mem Sel Guide	1-7	CR
156-1607-00	N	Texas Instr	MC1558JG				156-1652-00	A	Fujitsu	MBM2764-25			
156-1608-00	A	AMD	AM275181D-24-1	Mem Sel Guide	1-7	CR	156-1653-00	A	Sanyo	STK457	Op Amp	3-5	PP
156-1609-00	A	RCA	D8088	Multi Funct	1-2	CR	156-1654-00	A	XICOR	X2201	Mem Sel Guide	1-4	CR
156-1609-01	A		D8088-2	Multi Funct	1-2	MP	156-1655-00	A	Intersil	ICM7226BPL	CMOS	1-9	PP
156-1610-00	A	Motorola	MCM68766C35	Mem Sel Guide	1-7	CR	156-1656-00	A	Intel	C/D8274	Multi Funct	1-2	PP
156-1611-00	A	Fairchild	74F74PC/DC	TTL	1-17	CR	156-1657-00	A	Motorola	MC10194PD/LD	ECL	1-12	PP
156-1612-00	A	Mostek	MK3881N-4/P-4MKX	Multi Funct	1-2	CR	156-1658-00		Monolithic	PAL16R8CJ/CN	TTL	1-18	PP
156-1613-00	A	Zilog	Z80A-PIO				156-1659-00		Monolithic	PAL16R4CJ/CN	TTL	1-18	PP
156-1613-00	A	AMD	AM21L47-55D-C	Mem Sel Guide	1-6	CR	156-1660-00	A	Motorola	MC68121L	Multi Funct	1-2	PP
156-1613-00	A	Hitachi	HM6147G-3				156-1661-00	U		74LS646	TTL	1-16	PP
156-1613-00	A	Intel	D2147HL-3				156-1662-00	A	Fairchild	74F153PCQR/DCQR	TTL	1-15	PP
156-1614-00	A	Intel	D2114AL-3	Mem Sel Guide	1-6	CR	156-1663-00	A		74F11	TTL	1-18	PP
156-1615-00	A	INMOS	IMS1400-55	Mem Sel Guide	1-6	CR	156-1664-00	U		74ALS574	TTL	1-17	PP
156-1615-00	A	NEC America	UPD2167-3				156-1666-00	U	Fairchild	96LS488DC	Multi Funct	1-3	PP
156-1616-00	N	Fairchild	HL78937	TTL	1-14	CR	156-1667-00	A	Motorola	MC10H164LD/P	ECL	1-11	PP
156-1617-00	A	Texas Instr	SN74AS804N/J	TTL	1-16	CR	156-1668-00	A	Motorola	MC10H101LD/PD	ECL	1-11	PP
156-1618-00	A	AMD	AM2908DCB/PCB	TTL	1-16	CR	156-1669-00		Monolithic	PAL14LCN/CJ	TTL	1-18	PP
156-1619-00	A	Fairchild	74LS126PCQR/DCQR	TTL	1-14	CR	156-1670-00	A	Natl Semic	PAL14L4N/J			
156-1619-00	A	Motorola	SN74LS126NDS/JDS				156-1670-00	A	Fairchild	F100125DC	ECL	1-12	PP
156-1619-00	A	Natl Semic	DM74LS126NA+/JA+				156-1671-00	A		100124	ECL	1-12	PP
156-1619-00	A	Signetics	N74LS126NB/FB				156-1672-00	A	AMD	AMD27S291DC	Mem Sel Guide	1-7	PP
156-1620-00	A	Mostek	MK3882N-41P-4MKX	Multi Funct	1-2	CR	156-1673-00	A	Motorola	MCM10149L	Mem Sel Guide	1-7	PP
156-1621-00	A	Zilog	Z80ACTC				156-1674-00	A	Motorola	MC10H104LD/PD	ECL	1-11	PP
156-1622-00	A	Intersil	ICM7218A1JI	CMOS	1-9	PP	156-1675-00	A	AMD	AMD25S191ADC	Mem Sel Guide	1-7	PP
156-1622-00	A	Intersil	ICM7818B1PI	CMOS	1-9	PP	156-1676-00	A	Motorola	MC10T07LD/PD	ECL	1-11	PP
156-1623-00	A	Analog Dev	AD41201	Spec Funct	2-2	PP	156-1677-00	A	Fairchild	F100165DC	ECL	1-12	PP
156-1624-00	N	Digital Eq	KEF11-A	MOS	1-13	CR	156-1679-00	A	Hitachi	HD100165C			
156-1625-00	A	Intel	D2732A	Mem Sel Guide	1-7	CR	156-1679-00	A	Fujitsu	MBM10474	Mem Sel Guide	1-5	PP
156-1625-01	A	Intel	D2732A	Mem Sel Guide	1-7	CR	156-1680-00	U	Hitachi	HM10474-1			
156-1626-00	A	Hitachi	HM4864-3DC	Mem Sel Guide	1-4	CR	156-1680-00	U		74S15	TTL	1-18	PP
156-1626-00	A	Intel	D2164A-20				156-1681-00	A	AMD	AM26LS310CB	TTL	1-16	PP
156-1627-00	A	Fairchild	UA494PC	Linear	3-1	CR	156-1682-00	A	Motorola	MC10H109LD/PD	ECL	1-11	PP
156-1628-00	A	Motorola	TL494CN				156-1683-00	A	Motorola	MC6803-G1/L1	Multi Funct	1-2	CR
156-1628-00	A	Texas Instr	TL594CN				156-1684-00	A	Intel	CI/D18031	Multi Funct	1-2	PP
156-1629-00	A	Monolithic	63S141J/D (SHRP)	Mem Sel Guide	1-7	PP	156-1685-00	A	Hitachi	HM2112-1	Mem Sel Guide	1-5	PP
156-1629-00	A	Natl Semic	DM74S113NA+/JA+	TTL	1-17	CR	156-1686-00	N	Motorola	MCM68764-C35	Mem Sel Guide	1-7	PP
156-1629-00	A	Signetics	N74S113NB/FB				156-1687-00	A	AMD	AMD27S191DC	Mem Sel Guide	1-7	CR
156-1629-00	A	Texas Instr	SN74S113NP3/JP4				156-1688-00	A	Natl Semic	LF412ACN	Op Amp	3-4	CM
156-1630-00	A	Intel	D2764-4	Mem Sel Guide	1-7	PP	156-1688-00	A	Texas Instr	TL287CP			
156-1631-00	A	Fairchild	UA431WC	Linear	3-1	CR	156-1690-00	A	AMD	2147-45DC	Mem Sel Guide	1-6	PP
156-1632-00	A	Texas Instr	TL431C-LP				156-1690-00	A	Intel	2147H-2			
156-1632-00	A	Hitachi	HM6116LP-4	Mem Sel Guide	1-5	PP	156-1691-00	U		74ALS564	TTL	1-17	PP
156-1632-00	A	Toshiba	TC5516AP				156-1692-00	A	Texas Instr	TIM9904AJL	Multi Funct	1-2	PP
156-1633-00	A	AMD	AM27S03ADCB	Mem Sel Guide	1-5	CR	156-1693-00	A	SGS	TDA1170	Linear	3-1	PP
156-1634-00	A	AMD	AM25S09PCB/DCB	TTL	1-20	CR	156-1693-01	A		TDA1170			
156-1635-00	N	Fairchild	74F399PCQR/DCQR	Mem Sel Guide	1-5	PP	156-1694-00	N	Inmos	IMS1420S-55	Mem Sel Guide	1-6	PP
156-1635-00	N	Fujitsu	MBM10422				156-1695-00	A	Intel	P21149H-2	Mem Sel Guide	1-6	PP
156-1635-00	N	Hitachi	HM10422				156-1696-00	A	Intel	D27128-3	Mem Sel Guide	1-7	PP
156-1636-00	N	Texas Instr	SBP9989CJ-1	Multi Funct	1-2	CR	156-1697-00	U		8203-3	Multi Funct	1-2	PP
156-1637-00	N	Monolithic	PAL16R6CN/CJ	TTL	1-18	PP	156-1698-00	N		10H116	ECL	1-12	PP
156-1638-00	A	Natl Semic	PAL16R6				156-1699-00	N	Natl Semic	LF412CN	Op Amp	3-4	PP
156-1638-00	A	Prec. Mono	DAC10GX	Spec Funct	2-2	PP	156-1702-00	U	Texas Instr	TL288CP			
156-1639-00	A	Motorola	MC10H131L/P	ECL	1-11	PP	156-1703-00	U		29821	TTL	1-19	PP
156-1639-01	A	Motorola	MC10H131LD/PD				156-1704-00	A		74F374	TTL	1-17	PP
156-1640-00	A	Motorola	MC10H116L/P	ECL	1-12	PP	156-1705-00	U		74F283	TTL	1-14	PP
156-1640-01	A	Motorola	MC10H116LD/PD	ECL	1-12	PP	156-1706-00	U	Toshiba	TC5516APL	Mem Sel Guide	1-5	PP
156-1641-00	A	Motorola	MC10H102L/P	ECL	1-11	CR	156-1707-00	N		74F00	TTL	1-18	PP
156-1641-01	A	Motorola	MC10H102LD/PD	ECL	1-11	PP	156-1708-00	N		74273	TTL	1-17	PP
156-1642-00	A	Motorola	MC10H105L/P	ECL	1-11	PP							
156-1642-01	A	Motorola	MC10H105LD/PD	ECL	1-11	PP							
156-1643-00	A	Intel	D8087	MOS	1-13	PP							
156-1644-00	A	Motorola	LM11CLH	Op Amp	3-4	PP							
156-1644-00	A	Natl Semic	LM11CLH										

** NEW DESIGN RECOMMENDATION FROM COMPONENT ENGINEERING:

A = Acceptable
N = Not Recommended
U = Undefined
X = Do Not Use

INTEGRATED CIRCUIT PART NUMBER INDEX (CONT)

TEK PART NUMBER TO VENDOR NUMBER

PART NUMBER	** ND	VENDOR	VENDOR NO.	TYPE	* PAGE NO.	§§ ST
156-1709-00	A	Motorola	MC1350P	Linear	3-1	PP
156-1710-00	A	Motorola	MC10H117PD/LD	ECL	1-11	PP
156-1711-00	A	Motorola	MC10H210	ECL	1-12	PP
156-1712-00	A	Motorola	MC10H176PD/LD	ECL	1-11	PP
156-1713-00	A	Motorola	MC10198P/L	ECL	1-12	PP
156-1714-00	U		74F191	TTL	1-15	PP
156-1717-00	A		RDD104	CMOS	1-9	PP
156-1718-00	A	Motorola	MC145155P	Spec Funct	2-3	PP
156-1719-00	A	Nat'l Semic	LM10CN	Op Amp	3-5	PP
156-1720-00	A		68B09E	Multi Funct	1-2	PP
156-1721-00	U		74F373	TTL	1-19	PP
156-1722-00	U		74F04	TTL	1-14	PP
156-1723-00	U		74F08	TTL	1-18	PP
156-1724-00	U		74F32	TTL	1-18	PP
156-1725-00	U	Fairchild	74F245PCQR/DCQR	TTL	1-14 & 16	PP
156-1726-00	U		74F139	TTL	1-16	PP
156-1727-00	U		74F138	TTL	1-16	PP
156-1729-00	U		25LS2520	TTL	1-17	PP
156-1730-00	A		8155	Multi Funct	1-2	PP
156-1732-00	U		74LS461	TTL	1-15	PP
156-1733-00	A	Motorola	MC10H101PD/LD	ECL	1-11	PP
156-1734-00	N	Intel	2186	Mem Sel Guide	1-6	PP
156-1735-00	A	Intel	D2817-4	Mem Sel Guide	1-7	PP
156-1736-00	A		AM29824	Multi Funct	1-3 & 19	PP
156-1737-00	U		SC2681	Multi Funct	1-2	PP
156-1738-00	U		2953	Multi Funct	1-2	PP
156-1739-00	A		8647	ECL	1-12	PP
156-1740-00	U	AMD	AM2966DCB	Multi Funct	1-2	PP
156-1741-00		Analog Dev	AD542LH	Op Amp	3-4	PP
156-1742-00	A	Motorola	MC145146L	Spec Funct	2-3	PP
156-1743-00	U	Fairchild	74F02PCQR/DCQR	TTL	1-18	MP
156-1744-00	U		74F240	TTL	1-14 & 16	MP
156-1745-00	U		74F241	TTL	1-14 & 16	MP
156-1746-00	U		74F151	TTL	1-15	MP
156-1747-00	U		26S10	TTL	1-16	MP
156-1748-00	U		74ALS245	TTL	1-14 & 16	PP
156-1748-01	U		74ALS245-1	TTL	1-14 & 16	PP
156-1749-00	U		2964B	Multi Funct	1-2	PP
156-1750-00	A		74HC160	CMOS	1-9	PP
156-1751-00	U		74F64	TTL	1-18	PP
156-1752-00	U		74F10	TTL	1-18	PP
156-1753-00	U		74ALS240	TTL	1-14 & 16	PP
156-1753-01	U		74ALS240-1	TTL	1-14 & 16	PP
156-1754-00	U		74ALS1244	TTL	1-16	PP
156-1755-00	U		74ALS109	TTL	1-17	PP
156-1756-00	U		74ALS74	TTL	1-17	PP
156-1757-00	U		74ALS569	TTL	1-15	PP
156-1758-00	U		74ALS112	TTL	1-17	PP
156-1759-00	U		74ALS133	TTL	1-18	PP
156-1760-00	A		2030H	Op Amp	3-5	PP
156-1761-00	U		74LS450	TTL	1-15	PP
156-1762-00	A		74HC161	CMOS	1-9	PP
156-1763-00	A		9007P	Multi Funct	1-2	EN
156-1785-00	A		6545A	Multi Funct	1-2	PP
156-1786-00	A	Hitachi	HM4334P-3	Mem Sel Guide	1-5	PP
156-1787-00	A	Motorola	MC14082BCLD	CMOS	1-9	PP
156-1788-00	A	Nat'l Semic	CD4082BFX	Spec Funct	2-3	PP
156-1789-00	A	Prec Mono	LF135C9	Spec Funct	2-3	PP
156-1790-00	A		MUX24FQ	Spec Funct	2-3	PP
156-1791-00	A		LF198	Spec Funct	2-3	PP
156-1792-00	A	Nat'l Semic	LM211H	Spec Funct	2-3	PP
156-1793-00	A	Silicon Gen	SG211T	Spec Funct	2-3	PP
156-1794-00	A	Nat'l	LF298H	Spec Funct	2-3	PP
156-1795-00	A		25L04	TTL	1-20	PP
156-1796-00	A		Z8087	MOS	1-13	PP
156-1797-00	A		10H121	ECL	1-12	PP
156-1798-00	A		10H174	ECL	1-11	PP
156-1799-00	A		10159	ECL	1-11	PP
156-1800-00	A		10159	ECL	1-11	PP
156-1801-00	A		100112F	ECL	1-12	PP
156-1802-00	N	Hitachi	HM4816AP-7	Mem Sel Guide	1-4	PP
156-1803-00	A		MC3423U	Linear	3-1	PP
156-1804-00	U		74F86	TTL	1-18	PP
156-1805-00	A		PAL10L8	TTL	1-19	PP
156-1806-00	A		PAL12L10	TTL	1-19	PP
156-1807-00	A		HAL12L10	Array	1-19	PP

PART NUMBER	** ND	VENDOR	VENDOR NO.	TYPE	* PAGE NO.	§§ ST
156-1804-00			HAL10L8	Array		PP
156-1805-00			HAL16R8	Array		PP
156-1806-00			HAL16L8	Array		PP
156-1807-00			HAL16L2	Array		PP
156-1808-00	A		PAL16L2	TTL	1-19	PP
156-1809-00	A		PAL16L8	TTL	1-19	PP
156-1810-00	A		MC1416P	Array	3-2	PP
156-1811-00	A		HS3120C-2	Spec Funct	2-2	PP
156-1812-00	A		MC1400U6	Linear	3-1	PP
156-1813-00	U	Elec Design	EDH4528-20	Mem Sel Guide	1-4	PP
156-1814-00	A	AMD	AM27519	Mem Sel Guide	1-7	PP
156-1815-00			AD7528			SC
156-1816-00			UPC4359C			SC
156-1817-00			TC5565P	CMOS		SC
156-1818-00			TC40H393P	CMOS		SC
156-1819-00			TC40H368P	CMOS		SC
156-1820-00			TC40H367P	CMOS		SC
156-1821-00			TC40H365P	CMOS		SC
156-1822-00			TC40H259P	CMOS		SC
156-1823-00			TC40H175P	CMOS		SC
156-1824-00			TC40H157P	CMOS		SC
156-1825-00			TC40H153P	CMOS		SC
156-1826-00			TC40H139P	CMOS		SC
156-1827-00			TC40H138P	CMOS		SC
156-1828-00			TC40H074P	CMOS		SC
156-1829-00			TC40H032P	CMOS		SC
156-1830-00			TC40H011P	CMOS		SC
156-1831-00			TC40H002P	CMOS		SC
156-1832-00			74ALS10			SC
156-1833-00			STC7	Linear		SC
156-1834-00			STU004	Linear		SC
156-1835-00			STU003	Linear		SC
156-1836-00			STU002	Linear		SC
156-1837-00			M54533	Linear		SC
156-1838-00			AD545KH	Op Amp	3-4	PP
156-1839-00	U		AM2952	Multi Funct	1-2	PP
156-1840-00	U		AM29827	TTL	1-14	PP
156-1841-00			80186			PP
156-1842-00			HM6264P-15	CMOS		PP
156-1843-00			OP-14EP	Op Amp		PP

§§ STATUS CODES

CR	Current Production
*EN	Engineering
PP	Pre-Prod
*CS	Customer Service
*NP	Non-Prod
*CL	Cancelled
*DL	Deleted
*OB	Obsolete Instrument
CM	Custom Mod Instrument
*DS	Digital Systems
*OT	Obsolescent Instrument
MP	Modified Part
LR	Last Supply Current
LS	Last Supply Customer Service
VN	Vendor
TC	Telegquipment Current Prod.
IN	International
SC	Sony/Tek Current Prod.

THE STATUS IN THIS CATALOG WAS CORRECT AT THE TIME IT WAS PUBLISHED, BUT IT IS SUBJECT TO CHANGE.

* TO USE A PART WITH THIS STATUS ON A NEW INSTRUMENT REQUIRES THAT A NEW PURCHASED PART INITIATION FORM (PPIF) BE INITIATED.

(A GLOSSARY OF TERMS FOR THESE STATUS CODES CAN BE FOUND ON PAGE 0-44).

* LACK OF ENTRY IN COLUMN INDICATES ITEM IS NOT LISTED IN MFR/TEK SECTION OF CATALOG. THIS INDICATES ITEM IS OBSOLETE, NOT RECOMMENDED FOR NEW DESIGN, OR OF LIMITED USE (SUCH AS SPECIALIZED CUSTOM MASK).

• NOT CURRENT VENDOR.

VENDOR NUMBER TO TEK PART NUMBER INDEX

INTEGRATED CIRCUITS

VENDOR NUMBER	PART NUMBER	VENDOR NUMBER	PART NUMBER	VENDOR NUMBER	PART NUMBER	VENDOR NUMBER	PART NUMBER
MJUMKJ	156-0615-01	PAL16R6CN/J	156-1637-00	LM319H	156-0570-00	TL494CN	156-1627-00
MAN1	156-0126-00	HAL16L8	156-1806-00	LM319HG	156-0570-01	SG501P	156-0208-01
DAC-01CP	156-0164-00	HAL16R8	156-1805-00	LM319J/A+	156-1226-01	AD521KD	156-1564-00
OP-02CP	156-0067-08	PAL16L8	156-1809-00	CCD321A	156-1593-00	NE521N/SUPRII-B	156-1339-00
REF-02CJ	156-1543-00	PAL16R8CJ/CN	156-1658-00	CCS321A	156-1593-00	AD523J	156-0516-00
CGR001	156-0147-00	171J	156-0532-00	LM321AH/A+	156-0918-00	NE529K	156-0251-00
stu001	156-1165-00	DG181BA	156-1236-00	LM321H	156-0420-00	NE529K	156-0251-01
STU002	156-1836-00	LF198	156-1789-00	CY323	156-0172-00	NE529N	156-1324-00
STU003	156-1835-00	DG201ACJ	156-0858-00	LM323K	156-0684-00	NE531N	156-0511-00
CGR0003	156-0882-00	NATLM201	156-0027-00	324J	156-0495-02	NE531N-IIB	156-0511-02
STU004	156-1834-00	ADC211HCD	156-1571-00	CA324G	156-0495-00	NE531V	156-0122-01
STC7	156-1833-00	LM211H	156-1790-00	LM324	156-0495-03	NE531V	156-0511-01
DAC-08HQ	156-1255-00	SG211T	156-1790-00	LM324N	156-0495-00	NE532	156-0853-00
DAC-08HQDS	156-1255-01	H21A2	156-1237-01	LM324NJ4	156-0495-02	AD536AJD	156-1259-00
DAC-08HQQB	156-1255-01	H22T	156-1440-00	LM324J/A+	156-0495-02	AD536AJH	156-1457-00
MUX08FQ	156-1270-00	UPC251D	156-0158-04	LS324N	156-0495-01	536A	156-1457-01
OP-08FP	156-0854-00	ATF267	156-0474-00	UPC324C	156-0495-00	AD542JH	156-1492-00
DAC10GX	156-1638-00	TL287CP	156-1688-00	LM331N	156-1362-00	AD542LH	156-1741-00
LM10CN	156-1719-00	TL288CP	156-1699-00	LM337T	156-1451-00	AD545KH	156-1838-00
KEF11-A	156-1624-00	IL/296	156-1366-00	CA339G	156-0411-00	LM555CJ	156-0402-03
KEY11	156-0884-00	DI-297N	156-0342-00	LM339JDS	156-0411-02	LM555CN	156-0402-00
LM11CLH	156-1644-00	LF298H	156-1791-00	MLM339LDS	156-0411-00	NE555	156-0402-01
OP-11EY	156-1537-00	SP300A	156-0270-00	TMS339J	156-0411-01	SG555CM/CY	156-0402-00
SMP11FY	156-1312-00	CA301AG	156-0105-00	μPC339C	156-0411-00	AD558JD/JN	156-1623-00
OP-14EP	156-1843-00	CA301AJG	156-0105-02	LF351N	156-1149-00	AD561J	156-0967-00
PAL14LCN/CJ	156-1669-00	LA301A	156-0077-01	LF351N/A+	156-1149-01	AD565AJD	156-1329-00
OP-20GBC	156-1588-00	LM301AH	156-0077-00	LF352D	156-1391-00	AD580LH	156-0937-00
OP-20	156-1588-01	LM301AJG(4)	156-0105-04	MC352G	156-0007-00	AD581LH	156-1503-00
LM0022CH	156-0484-00	LM301AN	156-0105-00	LF353N	156-1191-00	AD589JH	156-1586-00
MUX24FQ	156-1788-00	LM301AN	156-0105-01	MC354G	156-0004-00	TL594CN	156-1627-00
DS0025CN	156-0338-00	LM301AP	156-0105-00	MC355G	156-0008-00	μPC616A	156-1396-00
DS0026CN	156-0328-01	LM301AJDS	156-0105-02	LF356	156-0770-01	DAC660	156-1024-00
MHO026CN	156-0328-00	μPC301AC	156-0105-00	LF356H	156-0770-00	AM685HL-B	156-0362-00
AM27	156-1213-00	302	156-0060-01	LF356HA+	156-0770-02	AM685HL-B	156-0362-01
LHO033CT	156-0475-00	LM302H	156-0060-00	LF356L	156-0770-00	MC689P	156-0790-00
LHO042CH	156-0335-00	TIXL302	156-0126-00	LF356N	156-1156-00	DD700	156-0284-00
LHO042CH	156-0335-01	308AY	156-0512-02	LF356N/A+	156-1156-01	OPB706A	156-1217-00
TL062CP/PEP3	156-1291-00	LM308	156-0223-01	MC357G	156-0003-00	709C	156-0287-00
DAC71-CCD-I	156-1534-00	LM308AN	156-0854-00	LM358F	156-0853-02	RC709T	156-0015-00
DAC72/DAC70-CCD-I	156-1534-00	LM308AJ-(8/A+)	156-0854-01	LM358F	156-0853-01	μA709HC	156-0015-00
TL072ACP	156-1191-00	LM308AJ-(8/A+)	156-0854-02	LM358N	156-0853-00	LM710CH	156-0013-00
TL074CN	156-1200-00	LM308H	156-0223-00	MC358AG	156-0002-00	TL710CP	156-0134-00
TL074CN/PEP3	156-1200-01	LM308N	156-0512-00	MLM358U	156-0853-02	UA710CN	156-0134-00
DAC-80-CBI-V	156-0959-00	SG308Y	156-0512-03	MC360G	156-0006-00	μA714C	156-0049-02
DAC-80-CBI-V	156-0959-01	SG308AY	156-0854-00	LM361H	156-0251-00	μA715C	156-0151-00
ADC080	156-1307-00	SG308AY	156-0854-01	LM361N/A	156-1324-00	OP-702CZ	156-1582-00
ADC080I	156-1533-00	LM308N	156-0512-01	LM371H	156-0251-01	μA722	156-0082-00
Z80A-CPU-PS	156-0983-02	LM308(J-8)	156-0512-03	SP380A	156-0255-01	723C	156-0071-01
Z80A-SIO/1CS	156-1424-00	LM308(J-8)A+	156-0512-02	SP380N	156-0255-00	723HC	156-0053-00
Z80A-PIO	156-1612-00	MLM308UDS	156-0512-02	SP381N	156-0256-00	723HM	156-0699-00
Z-80A	156-0983-00	LM309K	156-0176-00	SP384A	156-0272-01	723HM	156-0699-01
Z-80A	156-0983-02	LM311	156-0096-01	SP384N	156-0272-00	LM723CH	156-0053-00
TO-92	156-1192-00	LM311H/A+	156-0096-00	SP391N	156-0254-00	LM723CH/A+	156-0053-01
RDD104	156-1717-00	LM311H	156-0096-01	LM393	156-1225-02	LM723CJ	156-0071-00
PAL10L8	156-1801-00	LM311H	156-0096-02	LM393N	156-1225-00	LM723H/(883)	156-0699-01
HAL10L8	156-1804-00	LM311JG(4)	156-1126-01	LM393N/A+	156-1225-01	SG723CJ	156-0071-00
LD110CJ	156-0476-00	LM311L	156-0096-00	LF398H	156-1370-00	SG723CJ/10305	156-0071-02
AO-111	156-0709-00	LM311P	156-1126-00	LM399	156-0783-00	SG723CT	156-0053-01
LD111	156-0477-00	SG311M	156-1126-00	LM399H/A+	156-0783-01	SG723T	156-0699-01
LD111ACJ	156-1268-00	SG311T	156-0096-02	UHP-408	156-1528-00	TL072ACP3	156-1191-01
LD111A	156-1268-01	μPC311C	156-1126-00	DAC411	156-0415-00	UA723PCQR	156-0071-02
AMM112	156-0608-00	SP317A	156-0271-00	MC411P	156-0119-00	UA723HMQB	156-0699-01
H11F3	156-1491-00	UA317UC	156-1161-00	LF412ACN	156-1688-00	μA723DC	156-0071-00
SCS11C6	156-1238-00	LM317LZ	156-1529-00	4N26	156-1699-00	LM725C	156-0685-01
EA120	156-0215-00	LM317T	156-1161-00	4N27	156-0399-00	LM725C	156-0685-02
LD120CJ	156-1306-00	318	156-0742-03	TL431C-LP	156-1631-00	LM725CNA+	156-0685-03
LD121CJ	156-1305-00	LM318N	156-0742-00	UA431WC	156-1631-00	LM725CN	156-0685-00
PAL14L4NJ	156-1418-00	LM318P	156-0742-00	TL442CN	156-0517-00	μA727HC	156-0260-00
UPB147D	156-1155-00	LM318N	156-0742-01	TL442CN	156-0517-01	733C	156-0074-01
UPC151C	156-0067-12	LM318(P3)	156-0742-02	UPD444	156-1429-01	733C	156-0162-02
UPC151D	156-0067-13	LM318N/A+	156-0742-02	μP444C	156-1429-00	LM733CN/AT	156-0162-02
HAL16L2	156-1807-00	AM319D	156-1226-00	STK457	156-1653-00	UA733DC	156-0162-00
PAL16L2	156-1808-00	LM319J	156-1226-00	μPC458C	156-1265-00	μA733C	156-0074-00
PAL16R4CJ/CN	156-1659-00	LM319FH	156-1226-00	UA494DC	156-1627-00	741C	156-0067-01

VENDOR NUMBER TO TEK PART NUMBER INDEX (CONT)

INTEGRATED CIRCUITS

4

VENDOR NUMBER	PART NUMBER	VENDOR NUMBER	PART NUMBER	VENDOR NUMBER	PART NUMBER	VENDOR NUMBER	PART NUMBER
741C	156-0067-04	N8T98FB	156-0999-01	MC1458P1-U	156-0158-00	CDP1802AD	156-1280-00
741C	156-0067-05	8T98LDS	156-0999-01	MC1458U	156-0158-04	TBP18S22	156-0960-00
741C	156-0067-07	MC936L	156-1082-00	MC1458UDS	156-0158-07	C01836	156-0239-00
741C	156-0067-10	9N37DC	156-0591-00	μA1458TC/RC	156-0158-00	C01837	156-0240-00
CA741CG	156-0067-12	MC944L	156-1081-00	μPC1458C	156-0158-00	C01838	156-0242-00
CA741CT	156-0049-00	IN957B	156-0647-00	MC1469	156-0052-01	C01839	156-0237-00
CA741S	156-0700-01	CμL958	156-0005-00	MC1469R	156-0052-00	C01840	156-0238-00
D741KN	156-0067-08	960DC	156-0001-00	MC1488	156-0879-00	C01841	156-0236-00
LM741CN/CJ	156-0067-03	9S74DC	156-0331-02	MC1488	156-0879-01	TBP18S42	156-1372-01
LM741CH/A+	156-0049-02	AIMDAC100AD-Q2	156-0137-00	1489	156-0878-01	TBP18S42	156-1372-00
LM741H	156-0700-00	MC1001P	156-0023-00	DS1489J	156-0878-00	C01842	156-0243-00
UA741MJG	156-0974-00	MDC-1002	156-0399-00	MC1489L	156-0878-00	C01843	156-0241-00
UA741RC	156-0067-12	MC1004P	156-0024-00	1495L	156-0407-01	LM1848N	156-1401-00
UA741T	156-0700-00	MC1006P	156-0054-00	MC1495L	156-0407-00	CDP1857D	156-1279-00
μA741C	156-0049-01	MC1010P	156-0025-00	MC1495LDS	156-0407-02	TBP18S72	156-1372-00
μA741C	156-0049-02	MC1010P	156-0025-01	MC1496G	156-0130-01	S2003K	156-0055-00
μA741C	156-0067-06	MC1011P	156-0332-00	MC1496G	156-0130-00	ULN2003AP	156-1245-00
μA741CJG	156-0067-13	MC1013P	156-0022-00	MC1514L	156-1056-00	S2005K	156-0051-00
μA741CP	156-0067-00	MC1016P	156-0265-00	MC1550G	156-0069-00	SYZHO1-2	156-1298-01
μA741HCQR	156-0049-02	DAC1020LCD/A+	156-0719-01	CA1558G	156-1607-00	2030H	156-1760-00
μA741TC	156-0067-00	MS1020	156-0394-00	MC1558U	156-1607-00	CD2046N/F-03	156-0914-03
μPC741C	156-0067-00	MC1023P	156-0056-00	MC1558JG	156-1607-00	ULN2083	156-0259-00
μPC741C	156-0067-02	MC1034P	156-0258-00	μA1558RM	156-1607-00	2101	156-0698-01
NA747C	156-0183-00	MC1035P	156-0457-00	MC1594L	156-0461-00	2102	156-0291-00
μPD765	156-1412-00	MC1040P	156-0253-00	1601	156-0133-00	2102	156-0291-01
TAA790	156-0286-00	MC1043P	156-0344-00	1602A	156-0346-00	2102AN	156-0291-00
ADC801LCN	156-1533-00	1101A	156-0135-00	SPQ1626	156-0281-00	2102F	156-0893-01
DAC 80-CCD-1	156-1409-00	MM1101AN	156-0135-00	MC1648P/L	156-0266-00	2102FPC/DC	156-0893-00
8T06N	156-0379-01	11C01FC	156-1650-00	SP1648BDP/BDG	156-0266-00	2102FPC/DC	156-0291-00
N8T06N/F	156-0379-00	11C06DC	156-0377-00	MC1650L	156-0333-01	2102N	156-0291-00
N8T06NB/FB	156-0379-02	F11C06DC	156-0377-00	SP1650C	156-0333-00	2102N	156-0893-00
8T09	156-0851-02	1123	156-0288-00	SP1650DG	156-0333-01	B210A-2	156-1051-00
N8T09	156-0851-01	11C58DCQR	156-0224-01	SP1651B	156-0705-00	MM2102AN	156-0291-00
N8T09A	156-0851-00	TDA1170	156-1693-00	MC1658L	156-0224-00	N21F02B	156-0893-00
N8T13BF	156-0273-00	TDA1170	156-1693-01	MC1660L	156-0282-00	2114	156-1028-01
OPB813	156-1237-00	DAC1200HCB	156-1184-00	MC1660L	156-0282-01	2114	156-0128-02
N8T15A	156-0997-00	DAC1200HCD	156-1184-01	MC1660S	156-0063-00	2114L	156-1127-01
N8T16N/F	156-0995-00	HAL12L10	156-1803-00	SP1660B	156-0282-00	2114L	156-1127-02
MC817P	156-0018-00	PAL12L10	156-1802-00	SP1660L	156-0282-02	D2114AL-3	156-1614-00
N8T20B	156-0298-01	AD1211HCD	156-1571-00	MC1661P/L	156-0225-00	2114AL-4	156-1028-00
N8T20N/F	156-0298-00	QC1313A	156-0500-00	SP1661DP/DG	156-0225-00	D2114L-4	156-1127-00
8T22NB/FB	156-0081-02	MC1350P	156-1709-00	MC1662P/L	156-0226-00	2115AL	156-1178-00
MC822P	156-0019-00	MC1355	156-0902-00	MC1662	156-0226-01	CD2115A	156-1278-00
N8T22N/F	156-0081-00	MC1357P	156-0907-00	SP1662DP/DG	156-0226-00	20131	156-0958-00
MC824P	156-0020-00	LF135C9	156-1788-00	MC1663L	156-0348-00	CD2140N	156-0147-00
MC825P	156-0050-00	CA1391G	156-1147-00	SP1663DG	156-0348-00	2147	156-1228-01
8T26	156-0996-00	MC1391P	156-0942-00	MC1664	156-0227-01	CD2147H	156-1228-00
MC826P	156-0028-00	MC1391P	156-1147-01	MC1664L1	156-0227-01	D2147(D-2)	156-1228-00
N8T26AFB	156-0096-01	MC1391P	156-1147-00	MC1664P/L	156-0227-00	HM2147	156-1228-00
N8T26ADCB	156-0996-01	1400	156-1615-00	SP1664BDP/DG	156-0227-00	MCM2147(C70)	156-1228-00
8T26F	156-0996-00	ER1400	156-1566-00	MC1666L	156-0334-00	TMM2147	156-1228-00
831-BE	156-0014-00	MC1403AUDS	156-1439-00	MC1668L	156-0343-00	D2148HL	156-1580-00
S831B	156-1116-00	MC1403P	156-1166-00	SP1668DG	156-0343-00	CN2150N	156-0871-00
S831B	156-1117-00	MC1403UDS	156-1173-00	1669L	156-0204-01	20158	156-1443-00
MC836P	156-0169-00	MC1405L	156-0751-00	1669L	156-0204-02	2167	156-1615-00
N8T37N	156-0683-00	MC1407L	156-0571-00	MC1669L	156-0204-00	2186	156-1734-00
N8T37B	156-0683-01	MC1408-L	156-0509-02	SP1669B	156-0204-00	X2201	156-1654-00
MC846P	156-0170-00	HD1-4CS0-9	156-0330-00	SP1670DG	156-0228-00	MC2257	156-0491-01
CR859N	156-0067-02	MC1410	156-1271-00	MC1672L	156-0353-00	MC2257L	156-0491-00
MC867P	156-0064-00	MC1413PDS	156-1245-00	MC1672L(1)	156-0353-01	MC2259L	156-0492-00
873B	156-0811-00	MC1416P	156-1810-00	SP1672B	156-0353-00	MC2259L	156-0492-01
883B	156-1303-01	MC1436CG	156-0400-00	SP1690S	156-0377-00	SY2332	156-1239-00
MC889P	156-0021-00	MC1437P	156-0066-00	1692DG	156-0307-01	SY2332	156-1240-00
MC889P	156-0021-01	MC1440G	156-0207-00	MC1692L	156-0307-00	SY2332	156-1420-00
MC890P	156-0044-00	MC1456	156-0200-01	MC1692L(1)	156-0307-01	SYP/SYC2332	156-1174-00
MC890P	156-0044-01	MC1456N	156-0200-00	SP1692DG	156-0307-00	SYP/SYC2332	156-1175-00
MC891P	156-0059-00	MC1456 P1	156-0200-00	MC1697P	156-0923-00	SY2333	062-4670-00
MC892P	156-0045-00	MC1456U	156-0200-02	81702A	156-0380-00	SY2333	062-4670-01
8T95F	156-1018-00	CA1458E	156-0158-00	MIL1702A	156-0380-00	KR2376-STP	156-0168-00
MC8T95L	156-1018-00	CA1458G	156-0158-05	MC1711CL	156-0116-00	MCS2400	156-1238-00
MC8T95LDS	156-1018-01	LM1458J	156-0158-04	MC1723	156-0071-02	2413	156-0279-01
N8T97FB	156-0998-01	MC1458N	156-0158-00	MC1723CLDS	156-0071-00	2501B	156-0135-00
MC8T97L	156-0998-00	MC1458P	156-0158-01	MC1741CU	156-0067-12	AM2502PC/DC	156-1456-00
8T97F	156-0998-00	MC1458P	156-0158-03	MC1741CU	156-0067-13	AM2502CPE/CJE	156-1456-00
8T97LDS	156-0998-01	MC1458P	156-0158-03	1765	156-0246-00	DM2502CN/J	156-1456-00
MC8T98L	156-0999-00						

THIS INDEX IS ARRANGED IN NUMERICAL ORDER, DISREGARDING LETTERS WHICH APPEAR IN SOME VENDOR NUMBERS.

VENDOR NUMBER TO TEK PART NUMBER INDEX (CONT)

INTEGRATED CIRCUITS

VENDOR NUMBER	PART NUMBER	VENDOR NUMBER	PART NUMBER	VENDOR NUMBER	PART NUMBER	VENDOR NUMBER	PART NUMBER
25L04	156-1792-00	DA2732A	156-1625-01	CA3086	156-0197-01	SG3526	156-1585-01
25S08	156-1049-01	D2732A-3	156-1598-00	CA3086	156-0197-03	3526J	156-1585-00
AM25S08DC	156-1049-00	MBM2732A-30C	156-1598-00	CA3086	156-0197-00	CM3551N	156-0279-00
2510K	156-0167-00	IC2732	156-1403-00	SL3086	156-0197-00	MLM358P1	156-0853-00
2510K	156-0167-01	CP2752	156-1460-00	LM308J-8	156-0512-03	DS3651J/N	156-1647-00
2511K	156-0154-00	AM2802PC	156-0329-00	CA3096AE-17	156-1381-00	DS3691NA+/JA+	156-1316-00
2513	156-0401-01	AM2855	156-0453-03	CA3102E	156-0534-00	DS3691N/J	156-1316-00
2513	156-0279-00	AM2855	156-0453-01	CA3102EX	156-0534-01	CA3725	156-0281-00
2513	156-0147-01	AM2855PCB/DCB	156-0453-03	CA3127E	156-1294-00	3814DC	156-0306-00
2513N	156-0300-00	AM2857	156-1039-01	SL3127CDP	156-1294-00	SG3821N	156-0048-00
2513N	156-0401-00	AM2857	156-1039-02	CA3130S	156-0686-00	CM3840	156-0263-00
2513N	156-0401-01	AM2857PC	156-1039-00	CA3130S/5	156-0686-01	SCM3842P	156-0712-00
2513N	156-0423-00	S2876	156-1202-00	CA3130S/5	156-0686-02	SCM3843P	156-0713-00
2513N	156-0423-01	TBP28S86N	156-1438-00	CA3140EX	156-1134-00	SCM3844P	156-0714-00
2513NX	156-0263-00	AM2901BDC	156-1043-00	CA3140AE	156-1134-01	SCM3845P	156-0715-00
N2513	156-0147-00	AM2901BDC	156-1043-01	CA3140S	156-0921-00	3850PC/DC	156-1218-00
2516N	156-0871-00	AM2901BDCB	156-1043-03	CA3140S	156-0921-01	F3853DC	156-1241-00
25S18	156-1062-01	AM2901DCB	156-1043-02	CA3140	156-0921-02	MC3853P	156-1241-00
25S18	156-1062-02	IDM2901A-2DC	156-1043-02	CA3141E	156-1450-00	SCM3859	156-0676-00
AM25S18DC	156-1062-00	IDM2901A-1JC	156-1043-00	CA3160E	156-1114-00	SCM3860P	156-0677-00
AM25LS22PCB/DCB	156-1481-00	MC2901ALC	156-1043-00	CA3160E15	156-1114-01	SCM3861L/P	156-0678-00
SC2528 (L662)	156-0226-02	MC2901ALD	156-1043-02	LM3146N	156-0197-00	SCM3862L/P	156-0791-00
SC2528 (L664)	156-0227-01	MPQ2907	156-1163-00	CA3183AE	156-1527-00	SCM3863L/P	156-0792-00
AM26S02PC/DC	156-1195-00	AM2908DCB/PCB	156-1618-00	AZ3238	156-1012-00	SCM3864L/P	156-0794-00
AM26S02PC	156-1195-00	IDM2909AJC	156-1029-00	JL/ZA3238	156-1009-00	SCM3865P/L	156-0772-00
AM26S02PCB/DCB	156-1195-01	IDM2909AJC	156-1029-01	ZA3238	156-1010-00	SCM3866P/L	156-0773-00
2606B(1)	156-0695-00	AM2909ADC	156-1029-00	CA3240E	156-1422-00	SCM3867P/L	156-0774-00
2606B(1)	156-0695-01	AM3909ADC	156-1029-01	JL/ZA3240	156-1001-00	SCM3868P/L	156-0775-00
26S10	156-1747-00	MC2909LC	156-1029-00	AZ3241	156-1002-00	SCM3869P/L	156-0776-00
AM26S12APC	156-0483-00	AM2910DC	156-1355-00	3242	156-0965-01	F3871EPC	156-1242-00
AM26S12PCB/DCB	156-0483-01	MC2910L	156-1355-00	D3242	156-0965-02	MK3871P	156-1242-00
N2616N	156-1180-00	AM2911ADCB	156-1209-01	D3242	156-0965-00	MK3880P-4/J-4	156-0983-01
N2616N	156-1181-00	AM2911ADC	156-1209-00	MC3242AL	156-0965-00	3880N-4	156-0983-02
FSA2619P	156-1540-00	IDM2911ADC	156-1209-00	TMS/AX3242	156-1003-00	MK3881N-4/P-4MKX	156-1612-00
HA2625	156-0317-01	IDM2911AJC	156-1209-01	AZ3243	156-1004-00	MK3885P-4/N-4	156-1424-01
HA2625	156-0317-03	MC2911LC	156-1209-00	D3245	156-0992-00	SG3886N	156-0197-00
AM26LS30PCB2/DCB2	156-1316-00	AM2940DC	156-1565-00	UPC3246	156-0495-00	SCM3889P	156-0855-00
AM26LS30PCB2/DCB2	156-1572-00	AM2942DCB	156-1385-00	EA3304	156-0210-00	SCM3890P	156-0856-00
26LS32	156-1315-00	AM2950DC	156-1389-00	3341DC	156-0421-00	SCM3891P	156-0857-00
26L32NA+/JA+	156-1315-00	AM2952	156-1839-00	3341A	156-1346-00	SCM3893L	156-0713-01
AM26LS32PC/DCB	156-1315-00	2953	156-1738-00	3401B	156-0370-00	SCM3897L	156-0668-02
SN26LS32N3/J4	156-1315-00	2964B	156-1749-00	LM340T-5	156-0277-00	LM3900N	156-1016-00
2650A-I	156-0986-00	AM2966DCB	156-1740-00	MC3405P	156-1284-00	SCM3949P	156-0659-01
2650A-I	156-0986-01	CA3015	156-0017-00	LM341P-5.0TB	156-1263-00	SCM3952P/L	156-0673-02
2650A-I-1	156-0986-02	EA3021	156-0209-00	MC3410CL	156-0927-00	MCM3953	156-0659-00
2653I/N	156-1572-00	CA3028A	156-0033-00	MC3410	156-0927-01	SCM3954P	156-0664-01
S2657	156-0877-01	CA3028A	156-0033-01	MC3410CLD	156-0927-02	SCM3957P	156-0667-01
SC2681	156-1737-00	CA3030	156-0136-00	MC3423U	156-1799-00	SCM3958	156-0675-00
27LS00DC	156-0984-00	CA3030AE	156-0108-00	SG3423A	156-1266-01	SCM3961P	156-0671-01
AM27S03J	156-1189-00	CA3030X	156-0136-02	3430K	156-0546-00	SCM3962P	156-0672-01
AM27S03ADCB	156-1633-00	CA3039	156-0106-00	MC3431L/P	156-1647-00	SCM3963P	156-0673-01
AM27LS03DC	156-0599-01	CA3039	156-0106-01	3440	156-1219-01	SCM3964P	156-0674-01
C2704	156-0689-00	CA3045F	156-0065-00	3440P	156-1219-03	SCM3965P	156-0747-00
AM2708DC	156-0708-00	CA3045F	156-0065-01	MC3440AP	156-1219-00	SCM3966P	156-0748-00
27LS08	156-0305-01	SL3045	156-0065-00	3441P	156-0600-01	EA4000	156-0293-00
C2708	156-0708-00	CA3046	156-0048-00	3441P	156-0600-02	EA4000	156-0293-01
MCM2708L	156-0708-00	CA3046	156-0048-01	3441P	156-0600-03	EA4000	156-0293-03
AM25S09PCB/DCB	156-1634-00	CA3049	156-0048-00	CM3441	156-0300-00	EA4000	156-0294-00
D2716	156-1017-00	CA3046	156-0068-00	MC3441P	156-0600-00	EA4000	156-0294-01
2716	156-1377-00	SL3046CDP	156-0048-00	MC3446AP	156-0849-00	EA4000	156-0294-02
2716	156-1378-00	CA3051	156-0095-00	MC3448	156-1133-01	EA4000	156-0294-03
2716	156-1379-00	CA3051	156-0099-00	MC3448	156-1133-02	4001A	156-0349-02
2716	156-1380-00	CA3054	156-1349-00	MC3448AP/AL	156-1133-00	4001B	156-0394-04
AM2716	156-1017-00	CA3054S15	156-1349-01	CC3449N	156-0652-03	4001CJ	156-0350-04
MBM2716	156-1017-00	CA3060E	156-0901-00	3459	156-0740-02	CD4001BCJ	156-0349-05
MM2716Q	156-1017-00	CA3080AS/5	156-0936-00	MC3459P	156-0740-00	CA4001BCJ/A+	156-0394-06
SYC2716	156-1017-00	CA3080E	156-0912-00	MC3459	156-0740-01	CD4001BF	156-0349-05
TMS2716	156-1101-00	CA3080EX	156-0912-01	MC3460	156-0634-01	CD4001BFX	156-0349-06
27S18CDE	156-0305-00	CA3080TX	156-0356-01	MC3460L	156-0634-00	CD4001CJ	156-0349-00
AM27S18CD	156-0305-00	CA3081	156-0355-00	MPQ3467	156-1569-00	CD4001CJ	156-0349-01
FSA2720M	156-1545-00	CA3082	156-1190-00	DH3467CN	156-1569-00	CD4001UBFX	156-0349-03
AM27S29DC	156-1462-00	SL3082DP	156-1190-00	3501AJ	156-0208-00	EA4001	156-0296-01
AM2732DC	156-1403-00	CA3083	156-0259-00	SG3503 Fmly	156-1173-00	4002	156-0754-01
AM2732/DC	156-1651-00	CA3083/5	156-0259-01	3524CN	156-0933-00	4002B	156-0754-02
D2732A	156-1625-00	CA3083EX	156-0259-02	CA3524G	156-0933-00	CD4002BF	156-0754-00

VENDOR NUMBER TO TEK PART NUMBER INDEX (CONT)

INTEGRATED CIRCUITS

VENDOR NUMBER	PART NUMBER	VENDOR NUMBER	PART NUMBER	VENDOR NUMBER	PART NUMBER	VENDOR NUMBER	PART NUMBER
CD4002BFX	156-0754-02	CD4021BF	156-0576-00	CD4070BFX	156-0786-02	TMS4732	156-1002-00
SIL4002BF	156-0754-00	CD4021BFX	156-0576-02	MM4070BJA+	156-0786-02	TMS4732	156-1003-00
D4004	156-0803-00	CD4022BFX	156-1369-00	CD4071BF	156-1340-00	TMS4732	156-1004-00
INS4004	156-0803-00	MC4022P	156-0372-00	CD4075BFX	156-1480-00	TMS4732	156-1005-00
4006DC	156-0681-00	TC4022BP	156-1421-00	MM4075BCJA+	156-1480-00	TMS4732	156-1006-00
4006BDCQR	156-0681-02	4023	156-0524-01	4076BDCQR	156-0574-02	TMS4732	156-1007-00
CD4006	156-0681-01	CD4023BF	156-0524-00	CD4078BFX	156-1320-00	TMS4732	156-1008-00
MCD4006BCLDS	156-0681-02	CD4023BFX	156-0524-02	CD4081BF	156-1478-00	TMS4732	156-1009-00
MK4006P-6	156-0179-00	4024BF	156-0523-00	CD4081BFX	156-1478-01	TMS4732	156-1010-00
MK4006	156-0179-01	4024BDC	156-0523-01	CD4082BFX	156-1787-00	TMS4732	156-1011-00
S4006	156-0179-00	CD4024BFX	156-0523-01	MCI4082BCLD	156-1787-00	TMS4732	156-1012-00
CD4007AE	156-0352-00	MC4024P	156-0121-00	4085BCD	156-0925-00	TMS4732	156-1099-00
4008	156-0502-01	MC4024P	156-0121-01	4085BDC	156-0925-01	TMS4732	156-1167-00
CD4008BF	156-0502-00	MC4024P	156-0121-02	4085DCQR	156-0925-02	TMS4732J/D	062-4182-00
CD4008BFX	156-0502-02	TMS4024NC	156-0499-00	CD4085BF	156-0925-00	TMS4732N	062-4182-01
D/C4008	156-0868-00	TMS4024NC	156-0499-01	CD4085BFX	156-0925-02	4804A	156-0943-00
INS4008P/J	156-0868-00	4025BDCQR	156-0575-05	4086BDCQR	156-0753-01	4804A/L	156-0943-01
4009	156-0503-01	4025DC	156-0575-00	CD4086BF	156-0753-00	SD5000N	156-1303-00
CD4009CJ/A+	156-0503-02	4025PC	156-0575-02	CD4086BFX	156-0753-01	SD5000B	156-1303-01
CD4009UCBF	156-0503-00	CD4025BFX	156-0575-03	4093	156-0961-03	SD5002CM	156-1553-00
CD4009UBF	156-0503-00	CD4025UBF	156-0575-05	CD4093BF	156-0961-00	MK5002P	156-0408-00
CD4009UBFX	156-0503-02	SIL4025B	156-0575-02	CD4093BFX	156-0961-02	MK5007P	156-0409-00
D/C4009	156-0867-00	4027	156-0525-01	MC4093	156-0961-01	MK5009	156-0410-00
INS4009P/J	156-0867-00	4027DC	156-0525-00	CD4094BF	156-0796-00	MK5009	156-0410-01
4010	156-0504-01	4027DC	156-0525-02	CD4094BFX	156-0796-01	NE5009-F	156-1255-00
4010	156-0504-02	CD4028BF	156-0756-00	TMS4100	156-0102-00	IH5010CJD/CDD	156-1256-00
CD4010BF	156-0504-00	CD4028BFX	156-0756-01	TMS4100	156-0103-00	NE5018-11B	156-1311-00
CD4010BFX	156-0504-02	SIL4028BF	156-0756-00	TMS4100	156-0104-00	5S021	156-1553-00
CD4010CJ	156-0504-00	SC4029B	156-1159-00	0441D-2	156-1000-00	5S024	156-1303-01
CD4010JA+	156-0504-02	4035B	156-0580-03	RC4131	156-0070-00	CRT5027	156-1386-01
4011BDC	156-0350-01	4035BDCQR	156-0580-02	RC4151NB	156-1362-00	CRT5027C	156-1386-00
4011BDCQR	156-0350-03	CD4035A	156-0580-01	416-2	156-0968-00	SND5027D/C	156-1386-01
CD4011BCJ	156-0350-04	CD4035BFX	156-0580-02	uPD416D-3	156-1353-00	TC5037P	156-1419-00
CD4011BCJA+	156-0350-05	MC4035P	156-0198-00	RC4194DC	156-0496-00	S5037	156-1356-00
CD4011BCJ/A+	156-0350-06	4040BCD	156-0545-00	RC4194DC	156-0496-01	5055N	156-0453-00
CD4011BF	156-0350-04	4040BDCQR	156-0545-01	RM4194D	156-1308-00	MM5055N	156-0453-00
CD4011UBF	156-0350-00	CD4040BFX	156-0545-01	RM4194D	156-1308-01	MM5055N	156-0453-01
CD4011UBFX	156-0350-02	MC4040AE	156-0581-00	SG4194CJ	156-0496-00	TDS5180	156-1345-00
CD4011UBFX	156-0350-06	CD4042BF	156-0800-00	SG4194J	156-1308-00	IMS5200CJG	156-0940-00
SIL4011UBF	156-0350-00	CD4042BFX	156-0800-01	S4241	156-0947-02	MM5203Q	156-0463-00
4012	156-0793-01	MC4044	156-0124-00	S4242	156-1204-01	MM5204AQ	156-0528-00
CD4012BFX	156-0793-02	MC4044	156-0124-01	S4243	156-1036-01	MM5213N/J	156-1087-00
CD4012BF	156-0793-00	MC4044	156-0124-02	S4244	156-1427-01	MM5213NCUQ/N	156-0725-00
4013	156-0366-01	MC4048P	156-0159-00	S4264	156-1288-00	MM5213N/PRO.2	156-0726-00
CD4013BF	156-0366-00	MC4048P	156-0159-01	S4264	156-1289-00	MM5213NZF/N	156-0354-00
CD4013BFX	156-0366-00	MC4048P	156-0159-02	S4264	156-1290-00	MM5213UBF/N	156-0540-00
CD4013BFX	156-0366-03	4049	156-0494-01	S4289	156-1113-00	MM5214N/Mask 1	156-0618-00
4014B	156-0568-01	CD4049UBF	156-0494-00	UPC4359C	156-1816-00	MM5214N/Mask 2	156-0619-00
4014DC	156-0568-00	CD4049UBF	156-0494-02	S4393	156-1416-00	MM5214N/Mask 3	156-0620-00
4014DCQR	156-0568-01	CD4049UBFX	156-0494-02	OPB4428	156-1237-00	MM5214N/Mask 4	156-0621-00
CD4015BF	156-0801-00	4050	156-0330-01	4490	156-0763-02	MM5243	156-0932-00
CD4015BFX	156-0801-01	CD4050BFX	156-0330-00	4511BDC	156-0795-00	MM5280D	156-1000-00
4016	156-0289-01	CD4050BFX	156-0330-02	4511BDCQR	156-0795-01	TDS5318	156-1590-00
CD4016AY	156-0289-00	4051	156-0513-01	CD4511BF	156-0795-00	MM5321N	156-0946-00
CD4016AF	156-0802-00	4051BD	156-0513-00	CD4511BFX	156-0795-01	MM5369AA/N	156-1337-00
CD4016BFX	156-0289-02	4051BCL	156-0513-00	CD4512BFX	156-1486-00	SNC5400	156-0843-00
CD4016CJ	156-0289-00	CD4051BFX	156-0513-02	4516BDC	156-0582-00	SNC5401J	156-0805-00
CD4016CJ	156-0802-00	CD4051CJA+	156-0513-02	4516DCQA	156-0582-03	SNC5402J	156-0806-00
MM4016CJ/A+	156-0289-02	TMS4051JL	156-0924-00	CD4516BFX	156-0582-02	SNC5404J	156-0807-00
MM4017BCJ	156-0799-00	4052BDC	156-0514-00	CD4520BF	156-0579-00	5406	156-0808-01
CD4017CJ	156-0799-00	F4052BDC	156-0514-02	CD4520BFX	156-0579-02	SNC5406J	156-0808-00
MM4017BCJA+	156-0799-01	CD4052BF	156-0514-00	S4525	156-0945-01	SNC5408J	156-0809-00
SIL4017BF	156-0799-00	CD4052BFX	156-0514-01	4528D	156-0578-00	SNC5410J	156-0810-00
4018P	156-0202-01	4053	156-0515-01	4528DCQR	156-0578-02	DM5411J	156-0811-00
CD4018BF	156-0519-00	4053B	156-0515-04	RC4531NB	156-0511-00	SNC5412J	156-0812-00
CD4018BF	156-0519-01	CD4053BF	156-0515-00	RC4531TE	156-0122-00	SNC5413J	156-0813-00
CD4019BFX	156-1352-00	CD4054BF	156-0515-03	CD4532BF	156-1282-00	SNC5416J	156-0814-00
MC4018NDS/JDS	156-0202-02	CD4053BFX	156-0515-02	CD4555BF	156-1368-00	SNC5417J	156-0815-00
MC4018P	156-0202-00	CD4066AE	156-0644-01	4556BDC	156-0898-00	SNC5420J	156-0816-00
CD4019BFX	156-1352-00	CD4066BF	156-0644-02	CD4556BFX	156-0898-01	SNC5425J	156-0817-00
CD4019BCJA+	156-1352-00	CD4066BFX	156-0644-03	4702BDC	156-0850-00	SNC5426J	156-0818-00
CD4020BFX	156-0895-01	4069DC	156-0745-00	4702BCDQR	156-0850-02	SNC5430J	156-0819-00
MM4020BCJ	156-0895-00	CD4069UBF	156-0745-00	4732	156-1174-00	SNC5437J	156-0820-00
SIL4020BF	156-0895-00	4070	156-0786-01	4732	156-1175-00	SNC5438J	156-0821-00
4021BDCQR	156-0576-02	CD4070BF	156-0786-00	TMS4732	156-1001-00	SNC5442AJ	156-0822-00

THIS INDEX IS ARRANGED IN NUMERICAL ORDER, DISREGARDING LETTERS WHICH APPEAR IN SOME VENDOR NUMBERS.

VENDOR NUMBER TO TEK PART NUMBER INDEX (CONT)

INTEGRATED CIRCUITS

VENDOR NUMBER	PART NUMBER	VENDOR NUMBER	PART NUMBER	VENDOR NUMBER	PART NUMBER	VENDOR NUMBER	PART NUMBER
SNC5473J	156-0823-00	MCM6590L	156-0671-00	MC6885	156-1018-00	N7402NB/FB	156-0043-03
SNC5474J	156-0824-00	MCM6590L	156-0672-00	MC6887	156-0998-00	N7402N	156-0043-00
SNC5475J	156-0825-00	MCM6590L	156-0673-00	MC6888	156-0999-00	SN7402NP3/JP4	156-0043-03
SNC5476J	156-0826-00	MCM6590L	156-0674-00	TA6993	156-1115-00	74F02PCQR/DCQR	156-1743-00
SNC54H87J	156-0842-00	MCM6604	156-0862-01	LS7031	156-1411-00	SN7402J	156-0551-00
SNC5493J	156-0827-00	MCM6604L	156-0862-00	MB7071H	156-1578-00	74L02	156-0268-01
TC5516AP	156-1632-00	MCM6604L02	156-0862-02	MB7072EC	156-1297-00	74L02PC/DC	156-0268-00
TC5516APL	156-1706-00	6605	156-1047-01	MC7072N	156-1297-01	DM74L02N/J	156-0268-00
NE5532FE-IIB	156-1272-00	MCM6605AL	156-0573-00	MC7086C	156-1224-00	SN74L02N	156-0268-00
XR5532CN	156-1272-00	S6623	156-1417-00	IC7106CPL	156-1483-00	74S02PC	156-0690-00
NE5533N	156-1446-00	S6624	156-0965-00	ICL7107CPL	156-1435-00	74S02PC	156-0690-01
NE5533F	156-1446-02	S6625	156-0965-02	IM7114LCJN	156-1127-00	74S02PCQR/DCQR	156-0690-03
NE5533AN	156-1446-01	ITS6637	156-0223-00	S7129	156-1281-00	DM74S02N	156-0690-00
XR-5533N	156-1446-02	S6699	156-1598-00	TA7193P	156-1420-00	DM74S02NA+/JA+	156-0690-03
NE5534	156-1338-02	6800	156-0426-01	ICM7213IPD	156-1274-00	N74S02N	156-0690-00
NE5534AN	156-1338-01	6800	156-0426-02	ICM7218A1JI	156-1621-00	N74S02NB/FB	156-0690-03
NE5534N	156-1338-00	68B00	156-0426-04	ICM7226BIPL	156-1655-00	SN74S02N	156-0690-00
NE5534P	156-1338-00	F6800DS	156-0426-00	7400	156-0030-01	SN74S02J/N	156-0690-02
XR5534CN	156-1338-02	F68B00DC	156-0426-04	7400	156-0030-02	SN74S02NP3/JP3	156-0690-03
TINE5534P3	156-1338-02	MC68B00L	156-0426-04	7400J	156-0549-01	74LS02	156-0383-01
TC5565P	156-1817-00	MC6800S	156-0426-00	7400PC/DC	156-0030-00	74LS02PC/DC	156-0383-00
IM5604CDE	156-1146-00	MC6800LD	156-0426-05	7400PCQR/DCQR	156-0180-04	74LS02PCQR/DCQR	156-0383-02
IM5610CJE/CDE	156-0785-00	S68B00	156-0426-04	N7400NB/FB	156-0030-03	DM74LS02N	156-0383-00
MM5610AJ	156-0504-00	S6800E	156-0426-00	N7400N/F	156-0030-00	N74LS02N/F	156-0383-00
CM5611	156-0364-00	F6802DC	156-1342-00	N7400PCQR/DCQR	156-0030-03	N74LS02NDS/JDS	156-0383-02
N5710V	156-0134-01	MC6802SL	156-1342-00	SN7400N/J	156-0030-00	SN74LS02NP3/JP4	156-0383-02
5712	156-1461-00	S6802D/C	156-1342-00	SN7400J	156-0549-00	SN74LS02N/J	156-0383-00
MM5740AAC/D	156-1153-00	MC6803-G1/L1	156-1683-00	uPB7400	156-0030-00	7403	156-0186-01
MM5837N	156-1433-00	F68A08P/D	156-1342-01	MM74C00JA+/NA+	156-0941-01	7403PC	156-0186-00
AM6012PC	156-1589-00	S68A08D/C	156-1342-01	MM74C00J	156-0941-00	7403PCQR/DCQR	156-0186-02
DAC60-12	156-1024-00	68B09E	156-1720-00	74F00	156-1707-00	DM7403N	156-0186-00
DAC60-12	156-1024-01	MC68B09L	156-1494-00	74L00	156-0113-01	ITT7403N	156-0186-00
MM6055	156-0337-00	MC68B09S/L	156-1494-00	74L00	156-0113-02	N7403A	156-0186-00
AM6080PC	156-1555-00	MC68B09S/L	156-1494-01	DM74L00N	156-0113-00	N7403NB/FB	156-0186-02
SL6083	156-0001-00	S68B09D	156-1494-00	DM74L00N	156-0113-04	SN7403N	156-0186-00
HM6116LR4	156-1632-00	68B09D/E	156-1494-01	SN74L00N	156-0113-00	SN7403N	156-0186-02
HM6116P-3	156-1594-00	S68B09D/E	156-1494-00	SN74L00N	156-0113-03	74S03PC	156-0303-01
XR6118	156-1649-00	MCM6810S	156-0716-00	DM74S00N/J	156-0180-00	74S03PCQR/DCQR	156-0303-01
UDN6118A	156-1649-00	MC6810LDS	156-0716-01	DM74S00NA+/JA+	156-0180-04	DM74S03N	156-0303-00
HM6147	156-1228-00	MCM68B10SD	156-1591-00	74S00PC/DC	156-0180-00	DM74S03NA+/JA+	156-0303-01
6300N	156-0486-00	S6810-A	156-0716-00	74S00	156-0180-01	N74S03A	156-0303-00
CM6330	156-0401-00	S6810-A	156-0716-01	74S00	156-0180-02	N74S03NB/FB	156-0303-01
64S02PL	156-1310-02	6820	156-0427-01	N74S00N/F	156-0180-00	SN74S03N	156-0303-00
IM-6402IPL	156-1310-00	6820	156-0427-02	N74S00NB/FB	156-0180-04	SN74S03NP3/JP4	156-0303-01
R6500	156-1402-00	6820PC/DC	156-0427-02	SN74S00N/J	156-0180-00	SN74S03NDS/JDS	156-0303-02
SY6500	156-1402-00	S6820P/E	156-0427-00	SN74S00N/J	156-0180-03	74LS03PC/DC	156-0384-00
R6502P/AC	156-1402-01	6821P/A	156-0427-03	SN74S00NP3/JP4	156-0180-04	74LS03	156-0384-01
R6502P	156-1425-00	F6821DC	156-0427-03	74LS00	156-0382-01	74LS03PCQR/DCQR	156-0384-02
SYP/SYC6502	156-1425-00	MC6821L	156-0427-03	74LS00PC/DC	156-0382-00	DM74LS03N/J	156-0384-00
SYP/SYC6502A	156-1425-01	MC6821LD/PD	156-0427-04	74LS00PCQR/DCQR	156-0382-02	DM74LS03NA+/JA+	156-0384-02
6504	156-1482-00	MC68B21P/L	156-1205-00	DM74LS00N/J	156-0382-00	N74LS03N/F	156-0384-00
R6504P/C	156-1482-00	MC68B21SL	156-1205-01	DM74LS00NA+/JA+	156-0382-02	SN74LS03NDS/JDS	156-0384-02
SYP/SYC6504	156-1482-00	F68B21P	156-1205-00	N74LS00N/F	156-0382-00	SN74LS03N/J	156-0384-00
IM6508-IJE	156-1060-00	6831BC/E	062-4171-00	74LS00NB/FB	156-0382-02	SN74LS03NP3/JP4	156-0384-02
SV6520P/D	156-0427-00	6831BP	062-4171-01	SN74LS00N/J	156-0382-00	7404	156-0058-01
SYP6522	156-1539-00	S6831B	156-1135-00	SN74LS00NP3/JP4	156-0382-02	7404J	156-0552-01
6545A	156-1785-00	S6831B	156-1136-00	SN74LS00NDS/JDS	156-0382-02	7404PC	156-0058-00
AN6551	156-1423-00	S6831B	156-1137-00	7401J	156-0550-01	7404PCQR/DCQR	156-0058-02
HM6562	156-0887-01	S6831B	156-1138-00	7401PC/DC	156-0057-00	N7404A	156-0058-00
MCM6571A	156-1168-00	CN6832	156-0776-00	7401PCQR/DCQR	156-0057-02	N7404NB/FB	156-0058-02
6575	156-0950-01	MC68B40L/P	156-1426-00	DM7401N	156-0057-00	SN7404N	156-0058-00
MCM6575	156-0950-00	MC6840PDS/LDS	156-1549-00	DM7401NA+/JA+	156-0057-02	SN7404NP3/JP3	156-0058-02
MCM6581L	156-0952-00	6844	156-1458-00	N7401A	156-0057-00	74F04	156-1722-00
MCM6581	156-0952-01	MC6848LD	156-1246-01	SN7401N	156-0057-00	N7404NB/FB	156-0058-02
MCM6590L	156-0660-00	6850DCQR	156-0658-01	SN7401N	156-0057-01	SN74H04N	156-0189-00
MCM6509L	156-0661-00	MC6850	156-0658-00	SN7401NP3/JP4	156-0057-02	74L04	156-0292-01
MCM6590L	156-0662-00	MC6850P/L	156-0658-00	SN7401J	156-0550-00	DM74L04N/J	156-0292-00
MCM6590L	156-0663-00	MC68B50P/L	156-1206-00	7402	156-0043-01	SN74L04N/J	156-0292-00
MCM6590L	156-0664-00	S68B50P/E/C	156-1206-00	7402	156-0043-02	74S04	156-0323-01
MCM6590L	156-0665-00	S6850P/C	156-0658-00	7402J	156-0551-01	74S04	156-0323-03
MCM6590L	156-0666-00	S6850C/E	156-0658-01	7402PC	156-0043-00	74S04PC	156-0323-00
MCM6590L	156-0667-00	F6850PC/DC	156-0658-00	7402PCQR/DCQR	156-0043-03	74S04PCQR/DCQR	156-0323-02
MCM6590L	156-0668-00	S6852E	156-1013-00	DM7402N	156-0043-00	DM74S04N	156-0323-00
MCM6590L	156-0669-00	MC6875P/L	156-1086-00	DM7402NA+/JA+	156-0043-03	DM74S04NA+/JA+	156-0323-02
MCM6590L	156-0670-00	MC6880	156-0996-00	N7402A	156-0043-00	N74S04N	156-0323-00

VENDOR NUMBER TO TEK PART NUMBER INDEX (CONT)

INTEGRATED CIRCUITS

VENDOR NUMBER	PART NUMBER	VENDOR NUMBER	PART NUMBER	VENDOR NUMBER	PART NUMBER	VENDOR NUMBER	PART NUMBER
N74S04NB/FB	156-0323-02	MM74C08J	156-0577-00	7411PC	156-0163-00	N74LS14N/F	156-0645-00
SN74S04N	156-0323-00	74F08	156-1723-00	7411PCQR/DCQR	156-0163-02	N74LS14NB/FB	156-0645-02
SN74S04NP3/JP4	156-0323-02	74S08PC/DC	156-0459-00	DM7411N	156-0163-00	N74LS14X	156-1363-00
74LS04PC/DC	156-0385-00	74S08PCQR/DCQR	156-0459-02	DM7411NA+/JA+	156-0163-02	SN74LS14N/J	156-0645-00
DM74LS04NA+/JA+	156-0385-02	N74S08N/F	156-0459-00	N7411A	156-0163-00	SN74LS14NP3/JP4	156-0645-02
DM74LS04N/J	156-0385-00	N74S08NB/FB	156-0459-02	N7411F	156-0612-00	SN74LS14NDS/JDS	156-0645-02
N74LS04NB/FB	156-0385-02	74S08	156-0459-01	N7411NB/FB	156-0612-02	SN74LS14YMP	156-1363-00
N74LS04N/F	156-0385-00	SN74S08N/J	156-0459-00	SN7411J	156-0612-00	74LS15	156-1680-00
SN74LS04N/J	156-0385-00	SN74S08NP3/JP4	156-0459-02	SN7411N	156-0163-00	74LS15	156-1267-00
		74LS08PC/DC	156-0480-00	74F11	156-1663-00	DM74LS15N/A	156-1267-00
SN74LS04NP3/JP4	156-0385-02	74LS08PCQR/DCQR	156-0480-02	74S11	156-0320-01	DM74LS15NA+/JA+	156-1267-00
SN74LS04NDS/JDS	156-0385-02	DM74LS08N/SJ	156-0480-00	74S11PCQR/DCQR	156-0320-00	SN74LS15NDS	156-1267-00
SN74LS04N/G	156-0385-00	DM74LS08NA+/JA+	156-0480-02	DM74S11N	156-0320-00	SN74LS15NDS	156-1267-01
SN7404J	156-0552-00	N74LS08N	156-0480-00	N74S11NB/NF	156-0320-00	SN74LS15NDS/JDS	156-1267-00
7405	156-0092-01	N74LS08NB/FB	156-0480-02	SN74S11N	156-0320-00	SN74LS15NDS/JDS	156-1267-01
7405PC/DC	156-0092-00	N74LS08N/F	156-0480-00	SN74S11NP3/JP4	156-0320-03	SN74LSNP3/JP4	156-1267-00
7405PCQR/DCQR	156-0092-02	74LS08	156-0480-01	74LS11	156-0481-01	SN74LSNP3/JP4	156-1267-01
DM7405N/J	156-0092-02	SN74LS08N/J	156-0480-00	74LS11PC/DC	156-0481-00	7416	156-0093-01
DM7405NA+/JA+	156-0092-02	SN74LS08NDS/JDS	156-0480-02	74LS11PCQR/DCQR	156-0481-02	7416J	156-0585-01
N7405N/F	156-0092-00	SN74LS08NP3/JP4	156-0480-02	DM74LS11N/J	156-0481-00	7416PC	156-0093-00
N7405NB/FB	156-0092-02	7409PC/DC	156-0460-00	DM74LS11NA+/JA+	156-0481-02	7416PCQR/DCQR	156-0093-02
SN7405N/J	156-0092-00	7409PCQR/DCQR	156-0460-02	N74LS11N/F	156-0481-00	DM7416N	156-0093-00
SN7405NP3/JP4	156-0092-02	DM7409N/J	156-0460-00	N74LS11NB/FB	156-0481-02	N7416A	156-0093-00
74H05	156-0922-01	DM7409NA+/JA+	156-0460-02	SN74LS11N/J	156-0481-00	N7416NB/FB	156-0093-02
74H05	156-0922-02	N7409N	156-0460-00	SN74LS11NDS/JDS	156-0481-02	SN7416N	156-0093-00
74H05PC/DC	156-0922-00	SN7409N/J	156-0460-00	SN74LS11NP3/JP4	156-0481-02	SN7416N	156-0093-02
DM74H05N/J	156-0922-00	N74S09NB/FB	156-1286-00	7412	156-0144-01	SN7416J	156-0585-00
N74H05N/F	156-0922-00	SN74S09N/J	156-1286-00	7412J	156-0587-01	7417	156-0140-01
SN74H05N/J	156-0922-00	SN74S09NP3/JP4	156-1286-00	7412PC/DC	156-0144-00	7417J	156-0589-01
74S05	156-0403-01	74LS09	156-0728-01	7412PCQR/DCQR	156-0144-02	7417PC	156-0140-00
74S05PC/DC	156-0403-00	74LS09PCQR/DCQR	156-0728-02	DM7412A	156-0144-00	7417PCQR/DCQR	156-0140-02
74S05PCQR/DCQR	156-0403-02	74LS09PC/DC	156-0728-00	DM7412NA+/JA+	156-0144-02	DM7417N	156-0140-00
DM74S05N/J	156-0403-00	DM74LS09N/J	156-0728-00	N7412N/J	156-0144-00	N7417A	156-0140-00
DM74S05NA+/JA+	156-0403-02	N74LS09N	156-0728-00	SN7412N/J	156-0144-00	N7417NB/FB	156-0140-02
N74S05NB/FB	156-0403-02	SN74LS09N/J	156-0728-00	SN74LSNP3/JP4	156-0144-02	SN7417J	156-0589-00
N74S05N/F	156-0403-00	SN74LS09NDS/JDS	156-0728-02	SN7412J	156-0587-00	SN7417N	156-0140-00
SN74S05N/J	156-0403-00	SN74LS09NP3/JP4	156-0728-02	74LS12	156-0722-01	SN7417NP3/JP4	156-0140-02
SN74S05NP3/JP4	156-0403-02	7410	156-0047-01	74LS12PC	156-0722-00	7418	156-0203-01
74LS05PC/DC	156-0724-00	7410J	156-0553-01	DM74LS12N	156-0722-00	SN7418N	156-0203-00
74LS05	156-0724-01	7410PC	156-0047-00	DM74LS12NA+/JA+	156-0722-02	7420	156-0034-01
74LS05N/J	156-0724-00	DM7410N	156-0047-00	N74LS12A	156-0722-00	7420J	156-0554-01
74LS05PCQR/DCQR	156-0724-02	DM7410NA+/JA+	156-0047-02	SN74LS12N	156-0722-00	7420PC	156-0034-00
DM74LS05N	156-0724-00	F7410PCQR/DCQR	156-0047-02	SN74LS12NDS/JDS	156-0722-02	7420PCQR/DCQR	156-0034-02
DM74LS05NA+/JA+	156-0724-02	μPB7410C	156-0047-00	SN74LS12NP3/JP4	156-0722-02	DM7420N	156-0034-00
N74LS05A	156-0724-00	N7410N	156-0047-00	7413	156-0149-01	N7420A	156-0034-00
N74LS05NB/FB	156-0724-02	N7410NB/FB	156-0047-02	7413J	156-0586-01	N7420NB/FB	156-0034-02
SN74LS05N	156-0724-00	SN7410N	156-0047-00	7413PC	156-0149-00	SN7420N	156-0034-00
SN74LS02N3/J4	156-0724-02	SN7410NP3/JP4	156-0047-02	ITT7413N	156-0149-00	SN7420J	156-0554-00
SN74LS05NDS/JDS	156-0724-02	SN7410J	156-0553-00	DM7413N	156-0149-00	DM74H20N	156-1169-00
7406	156-0153-01	74F10	156-1752-00	DM7413NA+/JA+	156-0149-02	SN74H20N	156-1169-00
7406J	156-0611-01	74S10	156-0321-01	N7413A	156-0149-00	DM74L20N/J	156-0160-00
7406J	156-0611-02	74S10PC	156-0321-00	N7413NB/FB	156-0149-02	SN74L20N/J	156-0160-00
DM/SN7406	156-0153-00	74S10NB/FB	156-0321-02	SN7413J	156-0586-00	74S20	156-0304-01
N7406N	156-0153-00	DM74S10N	156-0321-00	SN7413N	156-0149-00	74S20PC	156-0304-00
SN7406A	156-0153-02	DM74S10NA+/JA+	156-0321-02	SN7413NP3/JP4	156-0149-02	74S20DCQR/PCQR	156-0304-02
SN7406N	156-0153-00	N74S10A	156-0321-00	74LS13	156-1276-01	DM74S20N	156-0304-00
SN7406J	156-0611-00	N74S10PCQR/DCQR	156-0321-02	DM74LS13N/J	156-1276-00	DM74S20NA+/JA+	156-0304-02
7407PC/DC	156-1080-00	SN74S10N	156-0321-00	SN74LS13N/J	156-0276-00	N74S20N	156-0304-00
7407PCQR/DCQR	156-1080-01	SN74S10NP3/JP4	156-0321-02	SN74LS13N/J	156-1276-00	N74S20NB/FB	156-0304-02
DM7407N/J	156-1080-00	MM74C10NA+/JA+	156-0938-01	7414	156-0462-01	SN74S20N	156-0304-00
DM7407NA+/JA+	156-1080-01	MM74C10J	156-0938-00	7414PC	156-0462-00	SN74S20NP3/JP4	156-0304-02
N7407N	156-1080-00	74LS10	156-0386-01	7414PC/DC	156-0462-02	74LS20	156-0464-01
SN7407N/J	156-1080-00	74LS10PC/DC	156-0386-00	7414PCQR/DCQR	156-0462-02	74LS20N/J	156-0464-00
SN7407NP3/JP4	156-1080-01	74LS10PCQR/DCQR	156-0386-02	DM7414N	156-0462-00	74LS20PC/DC	156-0464-00
7408	156-0129-01	DM74LS10N/J	156-0386-00	DM7414NA+/JA+	156-0462-02	DM74LS20N/J	156-0464-00
7408PC/DC	156-0129-00	DM74LS10NA+/JA+	156-0386-02	N7414N	156-0462-00	DM74LS20NA+/JA+	156-0464-02
7408PCQR/DCQR	156-0129-02	N74LS10NB/FB	156-0386-02	N7414NB/FB	156-0462-02	N74LS20N/F	156-0464-00
DM7408N/J	156-0129-00	N74LS10N/F	156-0386-00	SN7414N	156-0462-00	SN74LS20N/J	156-0464-00
N7408N	156-0129-00	SN74LS10N/J	156-0386-00	SN7414NP3/JP4	156-0462-02	SN74LS20NDS/JDS	156-0464-02
SN7408N/J	156-0129-00	SN74LS10NDS/JDS	156-0386-02	MC74C14	156-0876-00	SN74LS20NP3/JP4	156-0464-02
SN7408N/J	156-0129-02	SN74LS10NP3/JP4	156-0553-00	MM74C14JA+	156-0876-01	7421	156-0297-01
7408J	156-0588-01	74ALS10	156-1832-00	74LS14	156-0645-01	7421PC	156-0297-00
SN7408J	156-0588-00	7411	156-0163-01	74LS14PC/DC	156-0645-00	7421PCQR/DCQR	156-0297-02
74C08	156-0577-01	7411DC	156-0612-00	DM74LS14N/J	156-0645-00	N7421N	156-0297-00
DM74C08NA+/JA+	156-0577-02	7411J	156-0612-01	DM74LS14NA+/JA+	156-0645-02	N7421NB/FB	156-0297-02

THIS INDEX IS ARRANGED IN NUMERICAL ORDER, DISREGARDING LETTERS WHICH APPEAR IN SOME VENDOR NUMBERS.

VENDOR NUMBER TO TEK PART NUMBER INDEX (CONT)

INTEGRATED CIRCUITS

VENDOR NUMBER	PART NUMBER	VENDOR NUMBER	PART NUMBER	VENDOR NUMBER	PART NUMBER	VENDOR NUMBER	PART NUMBER
74H21DC	156-1050-00	7430PC	156-0035-00	SN74LS33NDS/JDS	156-0730-02	MC7442P	156-0061-00
DM74H21J	156-1050-00	7430PCQR/DCQR	156-0035-02	SN74LS33NP3/JP4	156-0730-02	N7442N/F	156-0061-00
N74H21F	156-1050-00	DM7430N	156-0350-00	7437	156-0150-01	N7442NB/FB	156-0061-02
SN74H21J	156-1050-00	N7430A	156-0035-00	7437J	156-0591-01	SN7442N/J	156-0061-00
74LS21	156-0478-01	N7430NB/FB	156-0035-02	7437PC	156-0150-00	SN7442J	156-0556-00
74LS21PC	156-0478-00	SN7430N	156-0035-00	7437PCQR/DCQR	156-0150-02	SN7442N	156-0061-02
74LS21PCQR/DCQR	156-0478-02	SN7430NP3/JP4	156-0035-02	DM7437N	156-0150-00	74C42	156-0566-01
DM74LS21N	156-0478-00	SN7430J	156-0555-00	DM7437NP3/JP4	156-0150-02	MM74C42JA+	156-0566-02
DM74LS21NA+/JA+	156-0478-02	MM74C30JA+	156-1397-00	N7437N	156-0150-00	74L42	156-0490-01
N74LS21N	156-0478-00	74L30	156-0267-01	N7437H	156-0591-00	DM74L42AN	156-0490-00
N74LS21NB/FB	156-0478-02	DM74L30N/J	156-0267-00	N7437NB/FB	156-0150-02	DM74L42NA+/JA+	156-0490-02
SN74LS21N	156-0478-00	SN74L30N/J	156-0267-00	SN7437N	156-0150-00	74LS42	156-0736-01
SN74LS21NDS/JDS	156-0478-02	74S30PC/DC	156-0418-00	DM7437J	156-0591-00	74LS42PC	156-0736-00
SN74LS21NP3/JP4	156-0478-02	DM74S30N/J	156-0418-00	N7437FH	156-0591-00	74LS42PCQR/DCQR	156-0736-02
74S22PC	156-0404-00	DM74S30NA+/JA+	156-0418-01	SN7437J	156-0591-00	DM74LS42N	156-0736-00
DM74S22N	156-0404-00	N74S30N/F	156-0418-00	74S37F	156-1216-00	DM74LS42NA+/JA+	156-0736-02
N74S22N	156-0404-00	SN74S30N/J	156-0418-00	SN74S37J	156-1216-00	N74LS42N	156-0736-00
SN74S22N	156-0404-00	SN74S30NP3/JP4	156-0418-01	SN74S37JP4	156-1216-01	N74LS42NB/FB	156-0736-02
SN74S22N/P3	156-0404-01	74LS30	156-0465-01	74LS37	156-0466-01	SN74LS42N	156-0736-00
74LS22	156-0538-01	74LS30PC/DC	156-0465-00	74LS37PC/DC	156-0466-00	SN74LS42NDS/JDS	156-0736-02
74LS22PC	156-0538-00	DM74L30N/J	156-0465-00	74LS37PCQR/DCQR	156-0466-02	SN74LS42NP3/JP4	156-0736-02
DM74LS22N	156-0538-00	DM74LS30NA+/JA+	156-0465-02	DM74LS37N/J	156-0466-00	7444	156-0257-01
DM74LS22NA+/JA+	156-0538-02	N74LS30N/F	156-0465-00	N74LS37NB/FB	156-0466-02	7444PC	156-0257-00
N74LS22N	156-0538-00	SN74LS30N/J	156-0465-00	N74LS37N/F	156-0466-00	N7444N/F	156-0257-00
SN74LS22N	156-0538-00	SN74LS30NDS	156-0465-02	DM74LS37NA+/JA+	156-0466-00	SN7444AN/J	156-0257-00
SN74LS22NP3/JP4	156-0538-02	SN74LS30NP3/JP4	156-0465-02	SN74LS37N/J	156-0466-00	7445PC	156-0365-00
7425	156-0165-01	7432	156-0171-01	SN74LS37NP3/JP4	156-0466-02	DM7445N	156-0365-00
7425J	156-0590-01	7432PC	156-0171-00	7438	156-0145-01	SN7445N	156-0365-00
7425PC	156-0165-00	7432PCQR/DCQR	156-0171-02	7438J	156-0592-01	7447APC/DC	156-0128-00
7425PCQR/DCQR	156-0165-02	DM7432N	156-0171-00	7438J	156-0592-02	DM7447AN/AJ	156-0128-00
DM7425N	156-0165-00	DM7432NA+/JA+	156-0171-02	7438PC/DC	156-0145-00	DM7447AN/AJ	156-0128-01
N7425N	156-0165-00	N7432A	156-0171-00	7438PCQR/DCQR	156-0145-00	N7447N/F	156-0128-00
N7425NB/FB	156-0165-02	N7432NB/FB	156-0171-02	ITT7438N	156-0145-00	SN7447AN/J	156-0128-00
SN7425J	156-0590-00	SN7432N	156-0171-00	DM7438N/J	156-0145-00	SN7447AN/J	156-0128-01
SN7425N	156-0165-00	SN7432NP3/JP4	156-0171-02	DM7438N/J	156-0145-02	DM74LS47N	156-1243-00
SN7425N	156-0165-02	74C32	156-0766-01	N7438N/F	156-0145-00	DM74LS47NA+/JA+	156-1243-01
7426	156-0112-01	74C32	156-0766-02	N7438NB/FB	156-0145-02	SN74LS47N	156-1243-00
4726J	156-0584-01	74F32	156-1724-00	SN7438N/J	156-0145-00	SN74LS47NP3/JP4	156-1243-01
7426PC	156-0112-00	MM74C32J/N	156-0766-00	SN7438N/J	156-0145-02	74C48	156-0886-01
7426PCQR/DCQR	156-0112-02	74S32PC	156-0739-00	SN7438J	156-0592-00	74C48	156-0886-02
DM7426N	156-0112-00	74S32	156-0739-01	74S38FB	156-1393-01	MM74C48J	156-0886-00
DM7426NA+/JA+	156-0112-02	74S32DCQR/PCQR	156-0739-02	N74S38FB	156-1393-00	MM74C48JA+	156-0886-02
N7426A	156-0112-00	SN74S32N	156-0739-00	SN74S38NP3/JP4	156-1393-00	7450PC	156-0190-00
N7426NP3/JP4	156-0112-02	SN74S32NP3/JP4	156-0739-02	74LS38	156-0468-01	DM7450N	156-0190-00
SN7426N	156-0112-00	N74S32N	156-0739-00	74LS38	156-0467-01	N7450N	156-0190-00
SN7426NP3/JP4	156-0112-02	N74S32NB/FB	156-0739-02	74LS38PC	156-0467-00	SN7450N	156-0190-00
SN7426J	156-0584-00	74LS32	156-0479-01	DM74LS38N	156-0467-00	7451	156-0037-01
74LS26PC/DC	156-0970-00	74LS32	156-0479-04	N74LS38N	156-0467-00	7451PC	156-0037-00
74LS26PCQR/DCQR	156-0970-03	74LS32PC/DC	156-0479-00	SN74LS38N	156-0467-00	7451PCQR/DCQR	156-0037-02
N74LS26N/F	156-0970-00	74LS32DCQR	156-0479-04	SN74LS38NDS	156-0467-02	DM7451N	156-0037-00
N74LS26NB/FB	156-0970-03	74LS32PCQR/DCQR	156-0479-02	SN74LS38NP3/JP4	156-0467-02	DM7451NA+/JA+	156-0037-02
SN74LS26N/J	156-0970-00	DM74LS32N/J	156-0479-00	7440	156-0036-01	N7451A	156-0037-00
SN74LS26NP3/JP4	156-0970-03	DM74LS32NA+/JA+	156-0479-02	7440J	156-0616-01	N7451NB/FB	156-0037-02
7427	156-0178-01	N74LS32N/F	156-0479-00	7440PC	156-0036-00	SN7451N	156-0037-00
7427J	156-0609-01	N74LS32NB/FB	156-0479-02	7440PCQR/DCQR	156-0036-02	SN7451NP3/JP4	156-0037-02
7427PC	156-0178-00	SN74LS32N/J	156-0479-04	DM7440N	156-0036-00	74S51	156-1040-01
DM7427N	156-0178-00	SN74LS32NDS/JDS	156-0479-04	DM7440NA+/JA+	156-0036-02	74S51	156-1040-02
SN7427N	156-0178-00	SN74LS32N/J	156-0479-00	N7440N	156-0036-00	SN74S51N/J	156-1040-00
SN7427N	156-0178-01	SN74LS32NDS	156-0479-02	N7440NB/FB	156-0036-02	74LS51	156-0875-01
SN7427N	156-0178-02	SN74LS32NDS	156-0479-03	SN7440J	156-0616-00	74LS51PC/DC	156-0875-00
74LS27	156-0718-00	SN74LS32NP3	156-0479-03	SN7440N	156-0036-00	74LS51PCQR/DCQR	156-0875-02
74LS27PCQR/DCQR	156-0718-03	SN74LS32NP3/JP4	156-0479-02	SN7440NP3/JP4	156-0036-02	DM74LS51N/J	156-0875-00
N74LS27N	156-0718-00	SN74LS32NP3/JP4	156-0479-04	74H40PC/DC	156-0156-00	DM74LS51NA+/JA+	156-0875-02
N74LS27NB/FB	156-0718-03	7433	156-0424-01	DM74H40N/J	156-0156-00	N74LS51N/F	156-0875-00
SN74LS27N	156-0718-00	ITT7433N	156-0424-00	N74H40N	156-0156-00	N74LS51NB/FB	156-0875-02
SN74LS27NP3/JP4	156-0718-03	N7433A	156-0424-00	SN74H40N	156-0156-01	SN74LS51N/J	156-0875-00
SN74LS27NDS/JDS	156-0718-03	N7433NB/FB	156-0424-02	SN74H40N/J	156-0156-00	SN74LS51NDS/JDS	156-0875-02
7428	156-0374-01	SN7433N	156-0424-00	74H40	156-0156-00	SN74LS51NP3/JP4	156-0875-02
DM7428N	156-0374-00	SN7433NP3/JP4	156-0424-02	7441	156-0080-01	7454	156-0031-01
N7428A	156-0374-00	74LS33	156-0730-01	7442	156-0061-01	7454PC	156-0031-00
N7428NB/FB	156-0372-02	74LS33PC/DC	156-0730-00	7442J	156-0556-01	7454PCQR/DCQR	156-0031-02
SN7428N	156-0374-00	74LS33PCQR/DCQR	156-0730-02	7442PC/DC	156-0061-00	DM7454N	156-0031-00
SN7428NP3/JP4	156-0374-02	DM74LS33N	156-0730-00	7442PCQR/DCQR	156-0061-02	N7454A	156-0031-00
7430	156-0035-01	N74LS33N/F	156-0730-00	DM7442N/J	156-0061-00	N7454NB/FB	156-0031-02
7430J	156-0555-01	SN74LS33N/J	156-0730-00	MC7442J	156-0556-00	SN7454N	156-0031-00

VENDOR NUMBER TO TEK PART NUMBER INDEX (CONT)

INTEGRATED CIRCUITS

VENDOR NUMBER	PART NUMBER	VENDOR NUMBER	PART NUMBER	VENDOR NUMBER	PART NUMBER	VENDOR NUMBER	PART NUMBER
SN7454NP3/JP4	156-0031-02	N74S74N/F	156-0331-00	74S85	156-1041-01	SN74LS90NP3/JP4	156-0656-02
74LS54	156-0452-01	SN74S74N/J	156-0331-00	74S85F	156-1041-00	7491PC	156-0194-00
74LS54PC	156-0452-00	SN74S74NP3	156-0331-03	N74S85FB	156-1041-02	DM7491AN	156-0194-00
74LS54PCQR/DCQR	156-0452-02	74LS74	156-0388-01	SN74S85JP4	156-1041-02	N7491N	156-0194-00
DM74LS54N	156-0452-00	74LS74	156-0388-02	SN74S85J	156-1041-00	SN7491AN	156-0194-00
DM74LS54NA+/JA+	156-0452-02	74LS74D	156-0388-04	74LS85	156-0953-01	7492	156-0114-01
N74LS54N	156-0452-00	74LS74PC/DC	156-0388-00	74LS85PC/DC	156-0953-00	7492PCQR/DCQR	156-0114-02
SN74LS54N/J	156-0452-00	74LS74PCQR/DCQR	156-0388-03	DM74LS85NA+/JA+	156-0953-02	DM7492AN/J	156-0114-00
SN74LS54NP3/JP4	156-0452-02	DM74LS74N/J	156-0388-00	N74LS85N/F	156-0953-00	DM7492NA+/JA+	156-0114-02
74F64	156-1751-00	N74LS74F	156-0388-04	N74LS85NB/FB	156-0953-03	N7492N/J	156-0114-00
74S64	156-0703-01	N74LS74N	156-0388-00	SN74LS85N/J	156-0953-00	N7492NB/FB	156-0114-02
74S64PC	156-0703-00	SN74LS74N/J	156-0388-00	74LS85J	156-0953-03	SN7492PC/DC	156-0114-00
74S64PCQR/DCQR	156-0703-02	SN74LS74ANDS/JDS	156-0388-03	SN74LS85NDS/JDS	156-0953-02	SN7492AN/J	156-0114-00
DM74S64N	156-0703-00	SN74LS74NP3/JP4	156-0388-03	SN74LS85NP3/JP4	156-0953-02	SN7492NP3/JP4	156-0114-02
N74S64N	156-0703-00	74ALS74	156-1756-00			74LS92	156-1108-02
N74S64NB/FB	156-0703-02	7475	156-0040-01	DM74LS85J	156-0953-03	74LS92P	156-1108-00
SN74S64N	156-0703-00	7475J	156-0559-01	7486	156-0062-01	SN74LS92N/J	156-1108-00
SN74S64N3/J4	156-0703-02	7475PC	156-0040-00	7486PC/DC	156-0062-00	SN74LS92P3/JP4	156-1108-02
HD74S64S	156-1332-00	7475PCQR/DCQR	156-0040-02	7486DCQR/PCQR	156-0062-02	7493	156-0032-01
N74S64S	156-1285-00	DM7475N	156-0040-00	DM7486N/J	156-0062-00	7493	156-0032-02
N74S65FB	156-1285-00	DM7475NA+/JA+	156-0040-02	DM7486NA+/JA+	156-0062-02	7493PC	156-0032-00
SN74S64N3	156-1285-00	N7475N	156-0040-00	N7486N/F	156-0062-00	7493PCQR/DCQR	156-0032-03
SN74S65NP3/JP4	156-1285-00	N7475NB/FB	156-0040-02	N7486NB/FB	156-0062-02	DM7493N	156-0032-00
SN74S65J4	156-1285-00	SN7475N	156-0040-00	SN7486NP3/JP4	156-0062-02	7493J	156-0561-01
7472	156-0038-01	SN7475J	156-0559-00	SN7486N/J	156-0062-00	N7493A	156-0032-00
7472PC/DC	156-0038-00	SN7475NP3/JP4	156-0040-02	74C86	156-0786-00	N7493NB/FB	156-0032-03
7472PCQR/DCQR	156-0038-02	74LS75	156-0735-01	74F86	156-1800-00	SN7493N	156-0032-00
DM7472N	156-0383-00	DM74LS75N	156-0735-00	74S86	156-0707-01	SN7493AJ	156-0561-00
DM7472N/J	156-0038-00	DM74LS75NA+/JA+	156-0735-02	74S86	156-0707-02	74L93	156-0101-01
N7472N/F	156-0038-00	N74LS75N	156-0735-00	74S86PC/DC	156-0707-00	DM74L93N/J	156-0101-00
N7472NB/FB	156-0038-02	SN74LS74N	156-0735-00	74S86DCQR/PCQR	156-0707-03	SN74L93N/J	156-0101-00
SN7472N/J	156-0038-00	SN74LS75NDS/JDS	156-0735-02	DM74S86N/J	156-0707-00	74LS93	156-0646-01
SN7472NP3/JP4	156-0038-02	SN74LS75NP3/JP4	156-0735-02	DM74S86NA+/JA+	156-0707-03	74LS93PC	156-0646-00
DM74L72N/J	156-0280-00	7476	156-0042-01	HD74S86S	156-1331-00	74LS93PCQR/DCQR	156-0646-02
SN74L74N/J	156-0280-00	7476J	156-0560-01	N74S86N/F	156-0707-00	DM74LS93N	156-0646-00
7473	156-0039-01	7476PC	156-0042-00	N74S86NB/FB	156-0707-03	DM74LS93NA+/JA+	156-0646-02
7473J	156-0557-01	ITT7476N	156-0042-00	SN74S86PC	156-0707-00	N74LS93N	156-0646-00
7473PC	156-0039-00	N7476B	156-0042-00	SN74S86N/J	156-0707-00	N74LS93NB/FB	156-0646-02
7473PCQR/DCAR	156-0039-02	N7476NB/FB	156-0042-02	SN74S86NP3/JP4	156-0707-03	SN74LS93PC	156-0646-00
N7473A	156-0039-00	SN7476N	156-0042-00	74LS86	156-0381-01	SN74LS93NDS/JDS	156-0646-02
N7473NB/FB	156-0039-02	SN7476J	156-0560-00	74LS86PC/DC	156-0381-00	SN74LS93NP3/JP4	156-0646-02
SN7473N	156-0039-00	SN7476NP3/JP4	156-0042-02	74LS86PCQR/DCQR	156-0381-02	7495	156-0120-01
SN7473N	156-0039-02	74LS76	156-0731-01	DM74LS86N/J	156-0381-00	7495J	156-0602-01
SN7473J	156-0557-00	DM74LS76N/J	156-0731-00	DM74LS86NA+/JA+	156-0381-02	7495PC/DC	156-0120-00
74LS73	156-0387-01	DM74LS76NA+/JA+	156-0731-02	N74LS86N/F	156-0381-00	7495PCQR/DCQR	156-0120-02
74LS73PC/DC	156-0387-00	N74LS76N/F	156-0731-00	N74LS86NB/FB	156-0381-02	DM7495NA+/JA+	156-0120-02
DM74LS73N/J	156-0387-00	N74LS76NB/FB	156-0731-02	SN74LS86N/J	156-0381-00	DM7495N/J	156-0120-00
N74LS73N/F	156-0387-00	SN74LS76AN/J	156-0731-00	SN74LS86NDS/JDS	156-0381-02	N7495AN/F	156-0120-00
N74LS73NB/FB	156-0387-02	SN74LS76AN/J	156-0731-00	SN74LS86NP3/JP4	156-0381-02	SN7495AN/J	156-0120-00
SN74LS73N/J	156-0387-00	SN74LS76NP3/JP4	156-0731-02	74H87	156-0318-01	SN7495J	156-0602-00
SN74LS73NDS	156-0387-02	74L78PC	156-0161-00	74H87J	156-0614-01	SN7495NP3/JP4	156-0120-02
SN74LS73NP3	156-0387-02	DM74L78N/J	156-0161-00	SN74H87J	156-0614-00	74LS95	156-0389-01
7474	156-0041-01	MC74L78P	156-0161-00	SN74H87N/J	156-0318-00	74LS95PC/DC	156-0389-00
7474	156-0041-02	SN74L78N/J	156-0161-00	7488	156-0086-01	DM74LS95N/J	156-0389-00
7474	156-0041-03	7480PC	156-0086-00	7488AJ/N	156-1109-00	N74LS95N/F	156-0389-00
7474	156-0041-04	N7480A	156-0086-00	7489	156-0192-00	SN74LS95BN/J	156-0389-00
7474J	156-0558-01	SN7480N	156-0086-00	SN7489N	156-0192-00	7496	156-0073-02
7474PC/DC	156-0041-00	7483	156-0087-01	SN7489N3	156-0192-00	7496PC	156-0073-00
DM7474N/J	156-0041-00	7483APC/DC	156-0087-00	MM74C89J	156-0894-00	7496PCQR/DCQR	156-0073-01
DM7474NA+/JA+	156-0041-05	7483PCQR/DCQR	156-0087-02	7490	156-0079-01	N7496NB/FB	156-0073-01
ITT7474	156-0041-00	DM7483N/J	156-0087-00	7490APC	156-0079-00	SN7496N	156-0073-00
N7474AN/F	156-0041-00	DM7483NA+/JA+	156-0087-02	7490PCQR/DCQR	156-0079-02	SN7496NP3/JP4	156-0073-01
SN7474J	156-0558-00	N7483N/F	156-0087-00	DM7490AN	156-0079-00	74LS96	156-1275-01
SN7474N/J	156-0041-00	N7483NB/FB	156-0087-02	N7490	156-0079-00	N74LS96N	156-1275-00
SN7474NP3/JP4	156-0041-05	SN7483AN/J	156-0087-00	SN7490AN	156-0079-00	N74LS96FB/NB	156-1275-02
uPB7474C	156-0041-00	SN7483NP3/JP4	156-0087-02	SN7490AN	156-0079-02	SN74LS96N	156-1275-00
74F74PC/DC	156-1611-00	SN74LS83N	156-0468-00	SN7490AN/J	156-0395-00	SN74LS96NP3/JP4	156-1275-02
74H74PC/DC	156-0155-00	7485	156-0123-01	DM74L90N/J	156-0201-00	7497	156-0311-01
DM74H74N/J	156-0155-00	7485PC	156-0123-00	SN74L90N/J	156-0201-00	7497DCQR	156-0311-02
SN74H74N/J	157-0155-00	7485PCQR/DCQR	156-0123-02	74LS90	156-0656-01	7494PC/DC	156-0311-00
SN74H74N/J	156-0155-01	DM7485NA+/JA+	156-0123-02	74LS90PC/DC	156-0656-00	SN7497N/J	156-0311-00
74S74	156-0331-01	N7485B	156-0123-00	74LS90PCQR/DCQR	156-0656-02	SN7497NP3/JP4	156-0311-02
74S74PC/DC	156-0331-00	N7485NB/FB	156-0123-02	DM74LS90N/J	156-0656-00	7510A	156-0177-01
74S74PC/DC	156-0331-02	SN7485N	156-0123-00	SN74LS90N/J	156-0656-00	AD7511	156-0723-01
DM74S74N/J	156-0331-00	SN7485NP3/JP4	156-0123-02	SN74LS90NDS/JDS	156-0656-02	AD7511DIKN/KD	156-0723-00

THIS INDEX IS ARRANGED IN NUMERICAL ORDER, DISREGARDING LETTERS WHICH APPEAR IN SOME VENDOR NUMBERS.

VENDOR NUMBER TO TEK PART NUMBER INDEX (CONT)
INTEGRATED CIRCUITS

VENDOR NUMBER	PART NUMBER	VENDOR NUMBER	PART NUMBER	VENDOR NUMBER	PART NUMBER	VENDOR NUMBER	PART NUMBER
MP7520LN	156-0719-01	Z8002A	156-1558-00	DM81LS98JA+/NA+	156-1479-01	DM8283N/J	156-0087-00
MP7523JN	156-1366-00	DM8003	156-0186-02	8201	156-0601-01	D8284A	156-1428-02
MP7524JN	156-1367-00	DM8006	156-0153-02	DM8201N	156-0123-00	AD/D8284A	156-1428-02
AD7528	156-1815-00	8008	156-0454-00	MC8201	156-0152-01	QD/D82588	156-1427-00
AD7533LN	156-0719-00	DM8008	156-0129-02	RC8201R	156-0601-00	N82590N	156-0482-00
IM7552CDE	156-0291-00	DM8008NA+/JA+	156-0129-02	S8201N	156-0152-00	N8290A	156-0097-00
ICM7555/IPA	156-1408-00	IC8008	156-0454-01	8202	156-0250-01	D8291	156-1257-00
MP7621KN	156-1548-00	DM8011N	156-0163-00	D8202	156-1442-00	8292	156-0091-01
MC7805CP	156-0501-00	ADC80AG-12	156-1307-00	D8202A	156-1599-00	N8292A	156-0091-00
MC7805CT	156-0277-00	DM8016	156-0094-01	N8202N	156-0250-00	8X300-1ZA	156-1164-00
MC7805CTD	156-0277-01	DM8017NA+/JA+	156-0140-02	8203	156-0249-01	DP8303N/J	156-1597-00
MC78L05ACPD	156-0991-00	DM8020	156-0034-02	N8203N	156-0249-00	8308A-750	156-1100-00
MC78L05ACPD	156-0991-01	DM8030	156-0035-02	N8205F	156-0262-00	P8308	156-0892-00
μA78L05WCQR	156-0991-01	CI/DI8031	156-1684-00	N8205N	156-0357-00	C8316	156-0710-00
μA78M05CKF	156-1263-00	P/D8035	156-1434-00	N8205N	156-0358-00	83S25	156-0199-01
μA78L05AWC	156-0991-00	P8039	156-1387-00	N8205N	156-0359-00	SC8331P	156-0076-00
μA7805UCQR	156-0277-01	DM8059N	156-1187-00	N8205N	156-0360-00	EA8332A-PC377A	156-1002-00
μA7805UC	156-0277-00	INS8060N	156-1212-00	N82S09-I	156-1171-00	EA8332A-PC379A	156-1010-00
LM78L08ACH	156-1244-00	8060	156-1212-00	8212	156-0962-00	EA8332A-PC378A	156-1004-00
MC78L08ACG	156-1244-00	8060DJA+	156-1212-01	8213N	156-0078-00	EA8332A-PC380A	156-1012-00
7812	156-0285-01	ICL8069DC	156-1586-00	8214	156-0963-00	EA8332A-DC	062-5549-00
7812CU	156-0285-00	ICL8069CCSQ	156-1490-00	8223	156-0533-00	EA8332A-PC	062-5549-01
MC7812CT	156-0285-00	8080A	156-0954-01	D8224	156-0945-00	N8T380A	156-0456-00
SG7812APC	156-0285-02	8080AC	156-0954-00	QD8224	156-0945-01	MB8414E/C	156-1301-00
μA7812CTD	156-0285-01	8080AD	156-0954-00	DP8224D	156-0945-00	MB8414E	156-1359-00
MC78L12ACG	156-1160-00	C8085A	156-1087-00	μPB8224D	156-0945-00	MB8414E	156-1359-02
MC78L12D	156-1160-01	C8085A	156-1088-00	μPB8224D	156-0945-01	MC8505P	156-0944-00
μA78L12AHC	156-1160-00	D8085A	156-1088-00	AM8224D	156-0945-00	MC8506P/L	156-1314-00
7815CU	156-0312-00	D/P8085AB	156-1088-01	AM3224DCB	156-0945-01	MC8507	156-1066-00
MC7815CJ	156-0312-00	D8085A-2	156-1088-02	N82S25N/F	156-0199-00	8551	156-0398-01
SG7815ACP	156-0988-00	D8086	156-1416-00	8228	156-0166-00	DM8551N/J	156-0398-00
μA7815UC	156-1302-00	D8087	156-1643-00	8228	156-0947-01	DM8551NA+/JA+	156-0398-02
μA7815UC	156-0312-01	Z8087	156-1793-00	D8228	156-0947-00	DM8556N	156-1054-00
MC78L15ACP	156-1261-00	D8088	156-1609-00	D8228	156-0947-02	DM8556NA+/JA+	156-1054-01
MC78L15ACP	156-1261-01	DM8090N	156-0406-00	AM8228D	156-0947-00	DM85L60N/J	156-0245-00
MC78L15ACPD	156-1261-02	8092	156-0473-01	DP8228D	156-0947-00	DM8572N	156-0073-00
μA78L15AWC	156-1261-00	DM8092N	156-0473-00	μPB8228D	156-0947-00	DM8574N	156-0737-00
μA78M15CKF	156-1262-00	DM8092NA+/JA+	156-0473-02	N8234N/F	156-0336-00	DM8578N	156-0785-00
μA78HV15CU	156-0988-80	DM8094N	156-0396-01	N8234NB/FB	156-0336-01	8599	156-0339-01
ICM7818B1PI	156-1622-00	DM8094N/J	156-0396-00	D/P8238	156-1203-00	8599	156-0339-02
SG7818CP	156-0264-00	DM8094N/A+	156-0396-02	DP8238J/D	156-1203-00	DM8599N	156-0339-00
μA7818UC	156-0264-00	8097	156-0535-01	μPB8238C/D	156-1203-00	DM8601J	156-0622-00
μA78HV18CU	156-0264-00	MM80C97J	156-0649-00	N8241N	156-0322-00	DM8602N/J	156-0405-00
MC7824CT	156-0926-00	MM80C97JA+	156-0649-02	N8243N	156-0416-00	DM8602J	156-0623-00
μA7824UC	156-0926-00	DM80L97N	156-0535-00	D/P8243	156-1356-00	SP8610M	156-1302-00
μA78HV24CU	156-0926-00	80L97	156-0787-01	D/P8243	156-1356-01	SP8611BDG/DG	156-1302-01
μA78S40PC	156-1283-00	DM80L97N	156-0787-00	μPB8243C/D	156-1356-00	SP8627DG/DP	156-1449-00
LM7905ACZ	156-1150-00	DM80L97NA+/JA+	156-0535-02	8244D	156-1428-00	SP8629DPB	156-1248-00
LM7905CT	156-0846-00	MM80C98J	156-1341-00	INS8250DA+/NA+	156-1336-00	SP8630BDP/DG	156-0278-00
MC7905CT	156-0846-00	MM80C98JA+	156-1341-01	INS8250BD/N	156-1336-01	8633N	156-1125-00
SG7905CP	156-0846-00	DM80L98N	156-0729-00	D8251A	156-0877-00	8640	156-1055-00
UA7905KC	156-0846-00	DM80L98NA+/JA+	156-0729-01	8251A	156-0877-04	DS8640N	156-1055-00
MC79L05ACP	156-1150-00	AMZ8103PC/DC	156-1597-00	P/D8251A	156-0877-04	8641CJ	156-1548-00
MC79L05ACP	156-1150-01	DM8121N/J	156-0397-01	Q/P/D8251A	156-0877-01	86L42NA+/JA+	156-0490-02
7912	156-0872-02	DM8130	156-0537-01	D/P8251	156-0877-02	8647	156-1739-00
LM7912CT	156-0872-00	DM8130N	156-0537-00	μBD8251C/D	156-0877-02	86LS62	156-1251-00
MC7912CT	156-0872-00	8136	156-0539-01	QD8253	156-1036-01	DS8654N/J	156-1454-00
MC7912CTD	156-0872-01	DM8136N	156-0539-00	AM8255APCB/DCB	156-1570-00	DS8654NA+/JA+	156-1454-01
MC7912C	156-0872-01	DM8136NA+	156-0539-02	QP/D8255A	156-1570-00	DM86LS62JA+	156-1251-00
UA7912UCQR	156-0872-01	8155	156-1730-00	D/P8257	156-1202-00	DM8678CAB/N	156-1170-00
MC7912ACG	156-1202-00	DAC-08156Q	156-1255-01	QD8259A	156-1204-01	C08684	156-0235-00
MC79L12ACGD	156-1207-01	DM8160	156-0845-01	P8259	156-1204-00	C08685	156-0231-00
LM79M12CH	156-1604-00	DM8160N	156-0845-00	82S62N/J	156-1084-00	C08686	156-0232-00
LM79M12CPTB	156-1264-00	DM8160N/A+	156-0845-02	N82S62N/F	156-1084-00	C08687	156-0233-00
UA79M12AHC	156-1604-00	CM8180	156-0423-00	82S70NB/FB	156-1328-00	C08688	156-0234-00
μA79M12CKF	156-1264-00	AM81LS95NB/JB	156-1277-00	N8271B	156-0919-00	8701CN	156-1595-00
MC7915CT	156-0527-00	DM81LS95NA+/J+	156-1277-00	RC8271DD	156-0919-00	D8741A	156-1365-00
MC7915CT	156-0527-01	SG8195	156-0208-00	8272	156-1412-00	D8748	156-1364-00
SG7915CP	156-0527-00	81LS97	156-0916-01	N8273N	156-0497-00	QC/QD8755A	156-1531-00
μA7915CKC	156-1260-00	AM81LS97NB/JB	156-0916-02	N8273NB/FB	156-0497-02	D8808	156-1609-00
LM79L15ACZ	156-1260-00	DM81LS97N	156-0916-00	8274N	156-0498-01	DS88L12N/J	156-1347-00
MC79L15ACPD	156-1261-02	DM81LS97NA+/JA+	156-0916-02	C/D8274	156-1656-00	N8815N	156-1053-00
MC79L15ACP	156-1260-00	AM81LS98PCB/DCB	156-1479-01	N8274N	156-0498-00	D8824	156-0945-01
DM8000N/J	156-0030-00	DM81LS98N/J	156-1479-00	D/P8275	156-1455-00	AM8824DCB	156-0945-01
AMZ8001ADC	156-1525-00	DM81LS98JA+/JA+	156-1479-01	DS8275N/J	156-1455-00	DS8830N/J	156-0181-00
AMZ8002ADC	156-1558-00	DM81LS98PC/DC	156-1479-00				

VENDOR NUMBER TO TEK PART NUMBER INDEX (CONT)

INTEGRATED CIRCUITS

VENDOR NUMBER	PART NUMBER	VENDOR NUMBER	PART NUMBER	VENDOR NUMBER	PART NUMBER	VENDOR NUMBER	PART NUMBER
DS8831N	156-0506-00	9308PC	156-0521-00	96L02PCQR/DCQR	156-0487-02	MC10106P/L	156-0252-00
8833	156-0531-01	AM9308PC	156-0521-00	AM96L02PC	156-0487-00	10107	156-0295-01
DM8833NA+/JA+	156-0531-02	AM9308PCB2	156-0521-02	DM96L02NA+	156-0487-02	MC10107	156-0295-00
DM8833N	156-0531-00	93L08	156-0220-01	SN96L02NB2	156-0487-02	MC10107P1	156-0295-02
8836	156-0456-01	93L08PC/DC	156-0220-00	AM9602DC	156-0623-00	MC10107LD/PD	156-1676-00
DS8836N	156-0456-00	F93L08PC/DC	156-0220-00	N9602F	156-0623-00	NPB10107D	156-0295-00
DS8836NA+/JA+	156-0456-02	93L09PC	156-1186-00	96LS02PCQR/DCQR	156-1335-00	10109N/F	156-0229-00
DS8837N	156-0455-00	93L10PC	156-0084-00	96S02PCQR/DCQR	156-1645-00	MC10109	156-0229-00
8837	156-0455-01	93L10PC	156-0084-01	9614DC	156-0275-00	MC10109PDS	156-0229-01
DM8837N/A+	156-0455-02	93L10PCQR/DCQR	156-0084-02	9614PC/DC	156-0275-01		
AM8838N/J	156-0653-00	AM9310PC	156-0084-00	9614PCQR	156-0275-01	NPB10109C	156-0229-00
AM8838NB/JB	156-0653-02	AM93S10PC/DC	156-1394-00	9615DC	156-0274-00	MC10H109LD/PD	156-1682-00
DM8838N/J	156-0653-00	93S10PC/DC	156-1394-00	9615DCQR	156-0274-01	MC10110P	156-0639-00
DS8838N	156-0653-01	93L14	156-0327-01			10111	156-0636-01
DS8838NA+/JA+	156-0653-02	93L14DC	156-0327-00	AM9615PC	156-0274-00	10111N	156-0636-00
DM8842	156-0061-02	93L16	156-0741-01	9616EDC	156-1544-00	10111PC	156-0636-00
DM8849N	156-0111-00	93L16PC	156-0741-00	SP9685CM	156-1344-00	MC10111P	156-0636-00
DM8850N	156-0081-00	93L16PC/DC	156-0741-00	AM9701CN	156-1256-00	MC10111P1/L1	156-0636-02
DM8852	156-0072-02	F93S16DC	156-1044-00	SG9872	156-0495-02	MC10111P1	156-0636-01
DS8856N	156-1110-00	F93S16DCQR	156-1044-01	9900	156-0935-02	SN10111N	156-0636-00
DS8863N/J	156-1407-00	9318	156-0219-01	SBP9900AJC	156-1404-00	MC10113	156-0687-00
MC8871	156-0046-00	9318DCQR	156-0219-02	TMS9900J	156-0935-00	10115	156-0308-00
SL08871	156-0049-00	9318PC/DC	156-0219-00	TMS9900	156-0935-03	10115	156-0308-01
8880	156-0284-01	93L21PC/DC	156-0314-00	S9900D/E	156-0935-01	10115N	156-0308-00
8880	156-0284-02	93L22	156-0488-01	TMS9901JL	156-1296-00	10115N	156-0303-04
DS8880N	156-0284-00	93L22PC	156-0488-00	TMS9902JL	156-1295-00	10115FJ	156-0308-02
DS8880N	156-0284-03	9324	156-0654-01	TMS9904AJL	156-1692-00	SP10115EJ	156-0308-02
N8881N	156-0917-00	9324PC	156-0654-00	9914	156-1444-00	SP10115E	156-0308-02
DM8906J	156-0622-00	9328	156-0085-01	9914-N	156-1444-01	10115FB	156-0308-03
9000PC	156-0184-00	9328PC	156-0085-00	TMS9914NL/JL	156-1444-00	MC10115P/L	156-0308-00
SCM9001DC	156-0862-00	93L28	156-0310-02	TMS9914AJL	156-1444-02	MC10115P1	156-0308-02
SCM9001DC	156-0862-02	F93L28PC	156-0310-00	TMS9914AJL	156-1444-02	MC10115P1	156-0308-04
9007P	156-1763-00	93L28PC/DC	156-0939-00	TMS9914ANL	156-1441-01	10116	156-0860-01
9016DC	156-0029-00	AM9328PC	156-0085-00	9927JP4	156-1386-01	10116F	156-0860-00
9020	156-0196-00	9334	156-0218-01	TMS9927JL	156-1386-00	10116N	156-0860-02
AM9101BPC	156-0698-00	9334PC/DC	156-0218-00	SG9976	156-0933-01	MC10116L	156-0860-00
9S109PC/DC	156-1061-00	9334PCQR/DCQR	156-0218-02	9997DC	156-0016-00	MC10116P1	156-0860-02
AM9111DDC	156-1188-00	93L34	156-0544-01	F10010DC	156-0870-00	MC10H116L/P	156-1640-00
9114BDC	156-1028-00	93L34PC/DC	156-0544-00	F10016DC	156-1038-00	MC10H116LD/PD	156-1640-01
AM91L14BDC	156-1127-00	93L34PCQR/DCQR	156-0544-02	OP-10-057Y	156-1532-00	10H116	156-1698-00
HA0-0911-6	156-0904-00	9341PC/DC	156-0351-00	N10100B	156-1287-00	MC10H117PD/LD	156-1710-00
9124E	156-1400-00	9345PC	156-0365-00	N100PC	156-1287-00	MC10118L	156-1214-00
AM91L24CDC	156-1323-00	93S47DC	156-1063-00	MC10100P	156-1287-00	10H121	156-1794-00
9130A	156-0873-01	93S47DCQR	156-1063-01	10101	156-0631-01	10123F	156-1592-00
9130A	156-0873-02	93S47PC	156-1063-02	SP1010E	156-0631-01	F10123DC	156-1592-00
9130B	156-1042-01	9368DC	156-0493-00	MC10101	156-1631-00	MC10123L	156-1592-00
AM9130APC/ADC	156-0873-00	9368PC	156-0493-01	MC10101P1	156-0631-03	10124	156-0368-03
AM9130BDC	156-1042-00	9368PC	156-0493-02	UPB10101C	156-0631-00	MC10124L	156-0368-00
9140BDC	156-0987-00	SG9399	156-0130-01	MC10H101LD/PD	156-1668-00	10125	156-0316-01
AM9140B	156-0987-01	9401	156-0969-01	MC10H101PD/LD	156-1733-00	10125FB	156-0316-03
9S174	156-0738-00	F9401DC	156-0969-00	10102	156-0205-01	10125FJ	156-0316-02
AM9208BPC	156-0890-00	F9401DCQR	156-0969-02	10102FB	156-0205-02	HD10125S	156-1334-00
AM9208BDC	156-0891-00	9406PC/DC	156-1399-00	10102N/F	156-0205-00	MC10125P	156-0316-00
AM9208BDC	156-0889-00	SG9427	156-0512-02	NPB10102C/D	156-0205-00	MC10125L	156-0316-02
AM9208BDC	156-1139-00	9601	156-0081-01	F10102PC/DC	156-0205-00	10130B	156-1247-00
AM9208BDC	156-1140-00	9601DC	156-0622-01	F10102PCQR/DCQR	156-0205-02	10130B/NB	156-1247-01
AM9208BDC	156-1141-00	9601PC/DC	156-0081-00	MC10102P/L	156-0205-00	10130DC	156-1247-00
AM9208BDC	156-1142-00	9601PCQR/DCQR	156-0081-02	MC10H102L/P	156-1641-00	F10130PCQR/DCQR	156-1247-01
AM9208BDC	156-1143-00	AM9601DC	156-0622-00	MC10H102LD/PQ	156-1641-01	MC10130P	156-1247-00
AM9208BDC	156-1144-00	MC9601P/L	156-0081-00	SN10102N/J	156-0205-00	MC10130P1/L1	156-1247-01
AM9308BDC	156-1145-00	MC9601	156-0081-02	10103	156-0759-01	10131	156-0230-01
AM9208BPC(30073)	156-0892-00	MC9601L	156-0622-00	10103B/F	156-0759-00	F10131PC/DC	156-0230-00
SG9257	156-0933-00	9602	156-0405-01	F10103PC/DC	156-0759-00	MC10131P/L	156-0230-00
AM9295	156-1057-00	9602	156-0405-02	MC10103L/P	156-0759-00	MC10131LDS	156-0230-02
9300PC	156-0083-00	9602DC	156-0623-00	SN10103N/J	156-0759-00	N10131N/F	156-0230-00
9300PC/DC	156-0083-00	9602DC	156-0623-02	MC10104L	156-0458-00	NPB10131PC/D	156-0230-00
9300PC/DC	156-0082-01	9602L	156-0623-00	MC10104P1	156-0458-01	MC10H131LP	156-1639-00
9300PC/DC	156-0083-02	9602PC/DC	156-0405-00	MC10H104LD/PD	156-1674-00	MC10H131LD/LP	156-1639-01
93L00PC	156-0309-00	9602PCQR/DCQR	156-0405-03	10105	156-0182-01	MC10133P	156-0520-00
F93L00PC	156-0309-00	MC9602P/L	156-0405-00	MC10105P	156-0182-00	MC10133P1	156-0520-01
9304	156-0148-01	MC9602PDS/LDS	156-0405-03	MC10H105L/P	156-1642-00	MC10134P/L	156-1020-00
9304PCQR/DCQR	156-0148-02	N9602NB/FB	156-0405-03	MC10H105LD/PD	156-1642-01	10135FB	156-0688-01
AM9304PC	156-0148-00	N9602N/F	156-0405-00	10106	156-0252-01	MC10135L	156-0688-00
9307PC	156-0375-00	DM9602NA+/JA+	156-0405-03	10106B/F	156-0252-00	MC10136L	156-0641-00
9308	156-0521-01	96L02	156-0487-01	F10106PC/DC	156-0252-00	MC10136LDS	156-0641-01
						NPB10136D	156-0641-00

THIS INDEX IS ARRANGED IN NUMERICAL ORDER, DISREGARDING LETTERS WHICH APPEAR IN SOME VENDOR NUMBERS.

VENDOR NUMBER TO TEK PART NUMBER INDEX (CONT)

INTEGRATED CIRCUITS

VENDOR NUMBER	PART NUMBER	VENDOR NUMBER	PART NUMBER	VENDOR NUMBER	PART NUMBER	VENDOR NUMBER	PART NUMBER
MC10137L	156-0510-00	MC10181L	156-0863-00	MC1400U6	156-1812-00	AM1408L8	156-0509-00
MC10138L	156-0642-00	MC10181L1	156-0863-01	MC14008BCLD	156-0502-02	AM1408L8-B	156-0509-03
MC10138L1	156-0642-01	MC10186L	156-0743-00	MC14008UBAL	156-0502-00	MC1408-L8	156-0509-00
10139F	156-1037-00	MC10186L1	156-0743-01	MC14011BCLD	156-0350-05	MC1408-L8	156-0509-01
MCM10139	156-1037-00	10188N	156-0543-00	MC14011BCLD	156-0350-06	MC1408-8N	156-0509-00
10141DCQR	156-0638-02	10188NB/FB	156-0543-01	MC14011CL	156-0350-00	MC1408-L8DS	156-0509-03
10141DC	156-0638-00	10189N	156-0542-00	MC14011UBCL	156-0350-00	MC14093BCL	156-0961-00
MC10141L	156-0638-00	10189N	156-0542-01	MC14011UBCLD	156-0350-02	MC14093BLDS	156-0961-02
MC10141P1/L1	156-0638-01	MC10189P	156-0542-01	MC14012BCL	156-0793-00	MC14094BCLD	156-0796-01
MC10141L1	156-0638-02	MC10194PD/LD	156-1657-00	MC14012BCLD	156-0793-02	MC14433PD	156-1118-00
F10144DC	156-0657-02	MC10195L	156-0630-00	MC14013BCL	156-0366-00	MC14433P	156-1154-00
MCM10144	156-0657-01	MC10195P1	156-0630-01	MC14013BCLD	156-0366-02	MC14435FL	156-0749-00
MCM10144L	156-0657-01	MC10197P/L	156-1021-00	MC14013BCLD	156-0366-03	14490	156-0763-01
MCM10144L	156-0657-02	MC10198P/L	157-1713-00	MC14014BCL	156-0568-00	MC14490VL	156-0763-00
RC10144	156-0657-00	SG10203(339J)	156-0411-02	MC14015BCL	156-0801-00	MC14490BCLD	156-0763-02
uPD10144D	156-0657-00	10210DC	156-1019-00	MC14015BCLD	156-0801-01	MC14504BCLD	156-1487-00
uPD10144D	156-0657-02	MC10210P/L	156-1019-00	MC14017BCL	156-0799-00	MC14508BCL	156-0897-00
MC10145L	156-0847-00	MC10H210	156-1711-00	MC14017BCLD	156-0799-01	MC14511BCLD	156-0795-01
MC10145LDS	156-0847-01	10211N	156-0757-00	MC14018BCLD	156-0519-01	MC14511BCL	156-0795-00
MC10146L	156-0761-00	F10211DC	156-0757-00	MC14020BCL	156-0895-00	MC14512BCLD	156-1486-00
10146	156-0761-00	MC10211P/L	156-0757-00	MC14020BCLD	156-0895-01	MC14516CP	156-0582-01
10147DC	156-1035-01	MC10211P1/L1	156-0757-01	14021A	156-0576-01	MC14516BCL	156-0582-00
MCM10147LDS	156-1035-01	SN10211N/J	156-0757-00	MC14021BCL	156-0576-00	MC14516BCLD	156-0582-02
MCL10147L	156-1035-00	10212B	156-0848-00	MC14021BCLD	156-0576-02	MC14516BCLD	156-0582-03
MCM10149L	156-1673-00	F10212DCQR	156-0848-01	MC14022BCLD	156-1369-00	MC14518BCLD	156-0751-01
10153DC	156-0762-00	MC10212P/L	156-0848-00	MC14023BCL	156-0524-00	MM14518BCJA+	156-0752-01
10153F	156-0762-00	MC10212P1/L1	156-0848-01	MC14023BCLDS	156-0524-02	CD14518BCL	156-0752-00
MC10153L	156-0762-00	10216L	156-0369-01	MC14024BCL	156-0523-00	SIL14518BF	156-0752-00
SN10153J	156-0762-00	10216	156-0755-00	MC14024BCLD	156-0523-01	MC14518BCL	156-0752-00
MC10158P	156-0746-00	10216	156-0755-01	14025	156-0575-01	14519C	156-0505-01
MC10158P1/L1	156-0746-01	10216N	156-0369-00	MC14025BCL	156-0575-00	MC14519BCL	156-0505-00
10159	156-1706-00	10216NB/FB	156-0367-03	MC14025BCLD	156-0575-03	MC14519BCLD	156-0505-02
10160F	156-0771-00	F10216DC	156-0367-03	MC14025UBCL	156-0575-05	14520	156-0579-01
F10160DC	156-0771-00	MC10216P/L	156-0369-00	MC14027B	156-0525-00	MC14520BCL	156-0579-00
F10160DCQR/PCQR	156-0771-00	10231	156-0880-01	MC14027BCLD	156-0525-03	MC14520BCLD	156-0579-02
MC10160L	156-0771-00	10231	156-0880-03	MC14028BCL	156-0756-00	MC14521BCL	156-0864-00
MC10160P1/L1	156-0771-01	10231DC	156-0880-00	MC14028BCLD	156-0756-01	MCM14521BCLD	156-0864-01
SN10160J	156-0771-00	MC10231L	156-0880-00	MC14035BCL	156-0580-00	MM14521BCJA+	156-0864-01
10161DC	156-0920-00	MC10231P1/L1	156-0880-02	MC14035BCLD	156-0580-02	14528	156-0578-01
F10161DCQR/PC	156-0920-01	10405DC	156-1035-00	MC14040BCL	156-0545-00	MC14528BCL	156-0578-00
MC10161L	156-0920-00	10405DC	156-1035-01	MC14040BCLD	156-0545-01	MC14528BCLDS	156-0578-02
MC10161P1/L1	156-0920-01	F10410DC	156-0657-00	MC14042BCL	156-0800-00	MC14532BCL	156-1282-00
10162F	156-1495-00	10415A	156-0761-01	MC14042BCLD	156-0800-01	MC14538BCL	156-1152-00
F10162DC	156-1495-00	10415ADC	156-0761-00	MC14044AU5DS	156-1437-00	MC14538BCLDS	156-1152-01
MC10162L	156-1495-00	HM10422	156-1635-00	MC14044AU6DS	156-1436-00	MC14553BCL	156-0896-00
MC10164L	156-0640-00	MBM10422	156-1635-00	MC14046CP	156-0704-00	MC14553BCLD	156-0896-01
MC10H164LD/PC	156-1667-00	C10439	156-1132-00	MC14046CP	156-0704-01	MC14555BCL	156-1368-00
10165FB	156-1022-01	F10470DC	156-1227-00	MC14049UBCL	156-0494-00	MC14556BCL	156-0898-00
MC10165L	156-1022-00	F10470DC	156-1227-01	MC14049UCBL	156-0493-02	MC14556BCLD	156-0898-00
NT0165F	156-1022-00	B10470	156-1227-00	MC14049BCLD	156-0494-02	MC14556BCLD	156-0898-01
10166DC	156-1023-00	HM10470DG	156-1227-00	MC14050BCLD	156-0330-00	14559	156-0583-01
10166DCQR	156-1023-01	MBM10470	156-1227-00	MC14050BCLD	156-0330-02	MC14559BCPDS/BCLDS	156-0583-02
MC10166L	156-1023-00	MBM10474	156-1679-00	MC14051BCLD	156-0513-02	MC14559BCL	156-0583-00
10171F	156-1538-00	OP-11050Y	156-1537-00	MC14051BCL	156-0513-00	MC14559BCLD	156-0583-03
F10171DC	156-1538-00	AD11/297	156-1367-00	HD1-4052B	156-0514-00		
MC10171L	156-1538-00	H11CX570	156-1238-00	MC14052BCL	156-0514-00	14572	156-0767-01
MC10171P1/L1	156-0758-01	LF11508D	156-1270-00	MC14052BCLD	156-0514-01	MC14572BCLD	156-0767-02
10172F	156-0758-00	HM11CX604	156-1238-00	MC14053BCL	156-0515-00	HD14572UBC	156-0766-02
F10172DC	156-0758-00	H11AX940	156-0885-02	MC14053	156-0515-03	MC14572UBCP/L	156-0767-00
MC10172L	156-0758-00	MC12040L	156-0518-00	MC14053BCLD	156-0515-02	MC14572UBCLD	156-0767-02
SN10172J	156-0758-00	12061	156-0624-01	MC14066BCL	156-0644-00	MC14584BCLD	156-0876-02
MC10173	156-0632-01	MC12061P	156-0624-00	MC14066BCLD	156-0644-03	MC14585BCL	156-0548-00
MC10173L	156-0632-00	EA1208-2	156-0216-00	MC14069UBCL	156-0745-00	MC14585BCLD	156-0548-02
MC10174P	156-0637-00	EA1210-7	156-0217-00	MC14069UBCLD	156-0745-01	HD1-4702BCD	156-0850-00
MC10174P1	156-0637-01	LF13202N	156-0911-00	F14070DC	156-1227-01	SN15646N	156-0170-01
10H174	156-1795-00	LF13333	156-1211-01	MC14070BCL	156-0786-00	SN15830N	156-0187-00
10175F	156-0760-00	LF13333N	156-1211-00	MC14070BCLD	156-0786-02	SN15835N	156-0195-00
F10175DC	156-0760-00	MC14001BCL	156-0349-05	14071	156-1340-01	15837N	156-1124-00
MC10175L	156-0760-00	MC14001BCLD	156-0349-06	CD14071BFX	156-1340-01	15858N	156-1123-00
SN10175J	156-0760-00	MC14001UBCL	156-0349-00	MC14071BCL	156-1340-00	15861N	156-1120-00
MC10176L	156-0633-00	MC14001UBCLD	156-0349-03	MC14071BCLD	156-1340-01	SN15862N	156-0185-00
MC10176L1	156-0633-02	MC14002BCL	156-0754-00	MC14075BCLDS	156-1480-00	15863N	156-1122-00
MC10H176PD/LD	156-1712-00	MC14002BCLD	156-0754-02	MC14078BCLDS	156-1320-00	SL17084L	156-0107-00
10180DCQR	156-1374-00	MC14006BCL	156-0681-00	MC14081BCL	156-1478-00	HD1-74C00	156-0941-00
10181F	156-0863-01	MC14006BCLDS	156-0681-02	MC14081BCLDS	156-1478-01	HD1-74C08	156-0577-00

VENDOR NUMBER TO TEK PART NUMBER INDEX (CONT)

INTEGRATED CIRCUITS

VENDOR NUMBER	PART NUMBER	VENDOR NUMBER	PART NUMBER	VENDOR NUMBER	PART NUMBER	VENDOR NUMBER	PART NUMBER
HD1-74C10	156-0938-00	SC22689P166	156-1023-01	3X4025DC	156-0575-02	SL42367	156-1223-00
HD1-74C14	156-0876-00	SC22689P172	156-0758-01	34035DC	156-0580-00	HM4334P-3	156-1786-00
HD1-74C32	156-0766-00	SC22689P173	156-0632-02	34049BDC	156-0494-00	EA43356	156-1158-00
HD1-74C42	156-0566-00	SC22689P174	156-0637-01	34051BD	156-0513-00	EA43357	156-1157-00
HD1-74C48	156-0886-00	SC22689L174	156-0760-01	34052BD	156-0514-00	SCM44600P	156-0764-00
HD1-74C89	156-0894-00	SC22689L176	156-0633-01	LM341P-15.0TB	156-1262-00	SCM44601L	156-0777-00
TBP18SA030	156-1390-00	SC22689L180	156-1374-00	LM345-5.2K	156-1348-00	SCM44602P/L	156-0778-00
TBP18S030	156-0425-00	SC22689L186	156-0743-01	34702	156-0850-01	SCM44603P/L	156-0779-00
TBP18SA030	156-1325-00	SC22689P188	156-0543-01	SL34829	156-0402-00	SCM44847P/L	156-1067-00
HD1-80C97	156-0649-00	SC22689P189	156-0542-01	SL34829/A+	156-0402-02	SCM44848P/L	156-1068-00
TBP18S225	156-0960-00	SC22689P197	156-1021-01	34925DC	156-0575-02	SCM44849P/L	156-1069-00
HL18392	156-0010-00	SC22689P210	156-1019-01	EA3503-7	156-0214-00	SCM44850P/L	156-1070-00
HL18293	156-0012-00	SC22689P211	156-0757-01	35392C	156-1484-00	SCM44851P/L	156-1071-00
HD18341	156-0011-00	SC22689P212	156-0848-01	FS35392	156-0964-00	SCM44852P/L	156-1072-00
SPX1874-2	156-1237-00	SC22689P/L231	156-0880-02	P/D3604L-6	156-0971-00	SCM44853P/L	156-1073-00
REF02-0402	156-1437-00	SC22690L145	156-0847-00	D3624-4	156-0903-00	SCM44854P/L	156-1074-00
ULN2083A-1	156-1527-00	SC22690L145	156-0847-01	D3624-4	156-0903-03	SCM44855P/L	156-1075-00
2101-1N	156-0698-00	SC22690L147	156-1035-00	HD3-6402	156-1310-00	SCM44856P/L	156-1076-00
SY21H01-2	156-1298-00	SC22695P048	156-0266-01	SCM37202P/L	156-0676-01	SCM44857P/L	156-1077-00
B2101A-4	156-0698-00	SC22695P061	156-0624-01	SCM37226P/L	156-0978-00	SCM44858P/L	156-1078-00
B2101A-4	156-1052-00	SC22967L	156-0377-00	SCM37227P/L	156-0979-00	SCM44859P/L	156-1079-00
2104A-1	156-1185-00	SL23300	156-0285-00	SCM37228P/L	156-0980-00	SCM44860P/L	156-1102-00
2104A-4	156-0972-00	SL23750	156-0077-00	SCM37229P/L	156-0981-00	SCM44861P/L	156-1103-00
2104A-4	156-0972-02	SL23898	156-0274-00	SN38624J	156-0331-02	SCM44862P/L	156-1104-00
2104A-4	156-0972-03	SL23900	156-0275-00	MK3880J-4	156-0983-00	SCM44863P/L	156-1105-00
2104A-4	156-0972-04	D2417HL-3	156-1613-00	MK3882N/P-4MKX	156-1620-00	SCM44871C	156-1128-00
2104A-4	156-0972-05	25LS125PCB2/DCB2	156-1273-01	TC40H002	156-1831-00	SCM44872L	156-1129-00
2111A-1	156-1188-00	MTC2517-3	156-0393-00	TC40H011P	156-1830-00	46252	156-1583-00
SY2111A-2	156-1188-00	AM25LS175J/PC	156-0392-01	P4002-2	156-0797-00	HD46850P/C	156-0658-00
HM2112-1	156-1685-00	AM25LS175PC/DC	156-0392-01	TC40H032P	156-1829-00	MK4801AP/J4	156-1382-00
2114L2DC	156-1461-00	AMD25S191ADC	156-1675-00	AD40060	156-0317-00	MK4801AN-4	156-1382-02
D2114AL-3	156-1614-00	SL25698	156-0067-09	TC40H074P	156-1828-00	HM4816A-4/DG16B	156-1552-00
D2114AL-4	156-1461-00	AM26LS310CB	156-1681-00	40097DCQR	156-0649-02	HM4816AP-7	156-1798-00
P2114AL-4	156-1281-00	SN26L32N3	156-1315-00	F40098BCD	156-1341-00	HM4864-3	156-1626-00
2117-3	156-0968-00	2650A-1-I	156-0986-00	CD40115D	156-1319-00	AD50018	156-0958-00
2117-3	156-0968-02	2661-2I	156-0986-02	TC40H138P	156-1827-00	Z50249	156-0415-00
D2118-4	156-1552-00	26L832N3/J4	156-1315-00	TC40H139P	156-1826-00	AY-5-1013	156-0361-00
2125AL-2	156-1350-00	D2716-1	156-1417-00	TC40H153	156-1825-00	AY-5-1013	156-0361-01
D2147D-2, 70NS	156-1228-00	AMD27S291DC	156-1672-00	TCH157P	156-1824-00	AY-5-1013	156-0361-02
2147H-2	156-1690-00	AMD27191DC	156-1687-00	TC40H175P	156-1823-00	51079	156-1240-00
D217HL-3	156-1613-00	D2732A-3	156-1598-00	40193BDC	156-0627-02	51079	156-1420-00
D2148HL-3	156-1574-00	27L508	156-0305-01	AD40227	156-1249-00	C51268	156-1175-00
UPD2167-3	156-1615-00	AM27519	156-1814-00	TC40H259	156-1822-00	S2S046	156-0940-00
SL21721	156-0053-00	D2764-3	156-1603-00	MK4027P-2	156-1112-00	AY-5-2376	156-0168-00
SL21770	156-0013-00	D2764-4	156-1630-00	MK4027J-3	156-1027-00	AY-5-2376	156-1541-00
SL22602	156-0162-00	D2816-3	156-0602-00	MK4027J-3	156-1027-01	SN54100	156-0191-00
SL22648	156-0176-00	D2817-4	156-1735-00	MK4027J-3	156-1027-02	M5G1400P	156-1566-00
SC22689P101	156-0631-02	SL28885	156-1283-00	MK4027	156-0972-00	SNC5411J	156-0828-00
SC22689P103	156-0759-02	SN29000N	156-0184-00	MK4027-4	156-0972-01	SNC54121J	156-0829-00
SC22689P105	156-0182-02	HA2-911-5	156-0132-00	MK4027-4	156-0972-02	SNC54122J	156-0830-00
SC22689P106	156-0252-02	AM29703PC	156-0599-00	TC40H365P	156-1821-00	54123DM	156-0603-00
SC22689P109	156-0229-01	AM29721PCB2/DCB2	156-1357-00	TC40H367P	156-1820-00	54123J	156-0603-01
SC22689P110	156-0639-01	29821	156-1702-00	TC40H368P	156-1819-00	S54123F	156-0603-00
SC22689P111	156-0636-02	AM29824	156-1736-00	AD40374	156-1322-00	SN54123J	156-0603-00
SC22689P113	156-0687-01	AM29827	156-1840-00	TC40H393P	156-1818-00	SN54132J	156-0831-00
SC22689P115	156-0308-03	SCM30111LK	156-0657-02	41042	156-1174-00	SNC54145J	156-0832-00
SC22689P116	156-0860-02	SL30738	156-0363-00	AD41055	156-1259-00	SNC54150J	156-0833-00
SC22689L118/P118	156-1214-01	SL30738	156-0363-01	C41087	156-1239-00	SNC54151J	156-0834-00
SC22689L124	156-0368-01	SCM30121L	156-0761-00	411-12BINI	156-0415-00	SNC54154J	156-0835-00
SC22689L124	156-0368-03	AY-3-1015	156-0361-03	411-12BINI	156-0415-01	SNC54164	156-0836-00
SC22689L125	156-0316-04	HS3120C-2	156-1811-00	MK4116-J2	156-1353-00	SNC54175J	156-0837-00
SC22689P125	156-0316-03	R032513	156-0147-00	4116-3J/3D	156-0968-00	SNC54177J	156-0838-00
SC22689P126	156-0369-02	RO-3-2513	156-0882-00	MK4116J-3	156-0968-00	SNC54180J	156-0839-00
SC22689P126	156-0369-02	EA3305-7	156-0211-00	MK4116P 3	156-0968-01	SNC54193J	156-0840-00
SC22689P130	156-1247-01	EA3310-7	156-0212-00	4118-1	156-1576-00	SNC54197J	156-0841-00
SC22689P131	156-0230-02	RO-3-2513	156-0423-00	MK4118A-1P/J	156-1575-00	M54533	156-1837-00
SC22689P133	156-0520-01	EA3310-7	156-0213-00	MK4118AP-2J	156-1383-00	A-5-S7130	156-1028-00
SC22689P135	156-0688-01	34001BDC	156-0349-01	MK4118AN-4	156-1382-02	SL57898	156-0118-00
SC22689P136	156-0641-01	F34011PC	156-0628-00	MK4118A-4P/J	156-1382-01	MM58167AN/D	156-1601-00
SC22689L138	156-0642-01	LM340T-12	156-0285-00	MK4118AP-4	156-1382-00	6116P-3	156-1594-00
SC22689P141	156-0638-01	LM340T-12	156-0285-02	AD41127	156-1457-00	HM6116P-4	156-1632-00
SC22689P158	156-0746-01	LM340T-15	156-0312-00	S42168	156-1330-00	HM6147G-3	156-1613-00
SC22689P160	156-0771-01	LM340T-15	156-0988-00	AD41201	156-1623-00	SC62438L	156-0705-00
SC22689P164	156-0640-02	34024BDC	156-0523-00	EA42267A-SG	156-0296-00	SCM62462L	156-0657-00
SC22689P165	156-1022-01	LM340T-24	156-0926-00	EA42303SG	156-0711-00	SC62473	156-0765-00

THIS INDEX IS ARRANGED IN NUMERICAL ORDER, DISREGARDING LETTERS WHICH APPEAR IN SOME VENDOR NUMBERS.

VENDOR NUMBER TO TEK PART NUMBER INDEX (CONT)

INTEGRATED CIRCUITS

VENDOR NUMBER	PART NUMBER	VENDOR NUMBER	PART NUMBER	VENDOR NUMBER	PART NUMBER	VENDOR NUMBER	PART NUMBER
SC62528L660	156-0287-00	SN74100NP3/JP4	156-0193-02	74122J	156-0595-01	74S133DCQR/PCQR	156-0472-03
SC62528L692	156-0307-01	74102	156-0100-02	74122PC/DC	156-0143-00	DM74S133N	156-0472-00
SC62821LK	156-0369-01	N74HI02A	156-0100-00	74122PCQR/DCQR	156-0143-02	DM74S133NA+/JA+	156-0472-03
6301-1J	156-1453-00	SN74HI02N	156-0100-00	N74122N	156-0143-00	N74S133N	156-0472-00
MM16306-1J	156-0859-00	DM74104N	156-0184-00	SN74122J	156-0594-00	N74S133NB/FB	156-0472-03
63S141J/D	156-1628-00	N74104A	156-0184-00	SN74122N/J	156-0143-00	SN74S133N	156-0472-00
6349-1J	156-1392-00	DM74HI06N	156-0188-00	SN74122N/J	156-0143-02	SN74S133NP3/JP4	156-0472-03
SC63501F	156-1650-00	SN74HI06N	156-0188-00	74S122	156-1199-00	74LS133PC/DC	156-0866-00
6353-1J	156-1213-00	74C107	156-0680-01	74123	156-0172-01	74LS133PCQR/DCQR	156-0866-02
64S021	156-1310-01	MM74C107J	156-0680-00	74123DC	156-0595-00	74LS133	156-0866-01
64S021	156-1310-02	MM74C107JA+	156-0680-02	74123PC/DC	156-0172-00	SN74LS133N/J	156-0866-00
6514-5	156-1359-01	DM74107NA+/JA+	156-1083-00	74123PCQR/DCQR	156-0172-02	SN74LS133NDS/JDS	156-0866-02
SC65838	156-1066-00	N74107NB/FB	156-1083-00	DM74123NA+/JA+	156-0172-02	74LS133	156-1759-00
6605AL-2	156-0635-01	SN74107NP3/JP4	156-1083-00	N74123N/F	156-0172-00	74S134DCQR	156-1573-00
6605AL-2	156-0635-02	SN74LS107NP3/JP4	156-0629-01	N74123NB/FB	156-0172-02	DM74S134NA+/JA+	156-1573-00
MCM6605AL-2	156-0635-00	N74109B	156-1015-00	N74123F	156-0595-00	N74S134FB	156-1573-00
MCM66714C	156-1208-00	SN74109N	156-1015-00	uPB74123C	156-0172-00	SN74S134NP3/JP4	156-1573-00
66750	156-0950-02	74S109	156-1061-01	SN74123J	156-0595-00	74LS136PC	156-0990-00
MCM66750	156-0950-00	74S109PC/DC	156-1061-00	SN74123N/J	156-0172-00	74LS136PCQR/DCQR	156-0990-01
MCM66750PDS/LDS	156-0950-02	74S109PCQR/DCQR	156-1061-02	SN74123NP3/JP4	156-0172-02	SN74LS136N	156-0990-00
SC67013LK	156-0426-03	74LS109N/F	156-1059-00	SN74123PCB2/DCB2	156-0172-02	SN74LS136NP3/JP4	156-0990-01
67110D	156-0949-00	DM74LS109NA+/JA+	156-1059-01	74LS123NDS/JDS	156-1600-00	74F138	156-1727-00
SC67127P	156-1342-01	74LS109PC/DC	156-1059-00	HD74LS123	156-1600-00	74S138PC	156-0694-00
SC67608P	156-0678-01	74LS109PCQR/DCQR	156-1059-01	SN74LS123NP3/JP4	156-1600-00	74S138DCQR	156-0694-02
SC67702L	156-1013-00	HD74LS109P	156-1059-01	74LS124	156-0861-00	74S138	156-0694-01
MCM68000L6	156-1445-01	N74LS109N/J	156-1059-00	SN74LS124N	156-0861-00	DM74S138N	156-0694-00
MC68000L8	156-1445-00	SN74LS109AN/J	156-1059-00	SN74LS124NP3	156-0861-01	DM74S138JA+	156-0694-02
MC68000L10	156-1445-02	SN74LS109ANDS/JDS	156-1059-01	74LS125PC/DC	156-1373-00	N74S138N	156-0694-00
SL68104	156-0910-00	SN74LS109ANP3/JP4	156-1059-01	DM74LS125N/J	156-1373-00	N74S138FB	156-0694-02
MCM68121L	156-1660-00	74ALST09	156-1755-00	DM74LS125NA+/JA+	156-1373-01	SN74S138N	156-0694-00
68201PC/DC	156-0427-00	74111	156-0174-01	SN74LS125AN/J	156-1373-00	SN74138JB	156-0694-02
S68201P/E	156-0427-00	74111J	156-0593-01	SN74LS125N3/J4	156-1373-01	SN74S138J/P4	156-0694-02
MC68201S	156-0428-00	DM74111N/J	156-0174-00	74LS126PCQR/DCQR	156-1619-00	SN74S138N/J	156-1194-00
MCM68308	156-0892-00	N74111A	156-0174-00	DM74LS126NA+/JA+	156-1619-00	74LS138	156-0469-01
MCM68308	156-0764-00	SN74111N/J	156-0174-00	N74LS126NB/FB	156-1619-00	74LS138PC	156-0469-00
MCM68316E/L or P	156-1067-00	SN74111J	156-0593-00	SN74LS126NDS/JDS	156-1619-00	DM74LS138N	156-0469-00
MCM68316E/L or P	156-1068-00	74S112	156-0118-01	74128	156-0451-01	N74LS138N	156-0469-00
MCM68316E/L or P	156-1069-00	DM74S112N/J	156-0118-00	47128	156-0451-03	N74LS138NB/FB	156-0469-02
MCM68316E/L or P	156-1070-00	N74S112N	156-0118-00	74128J	156-0613-01	SN74LS138N	156-0469-00
MCM68316E/L or P	156-1071-00	N74S112N	156-0118-03	N74128NB/FB	156-0451-02	74LS138PCQR/DCQR	156-0469-02
MCM68316E/L or P	156-1072-00	SN74S112N	156-0118-02	N74128N/F	156-0451-00	SN74LS138NP3/JP4	156-0469-02
MCM68316E/L or P	156-1073-00	SN74S112N	156-0118-03	SN74128N/J	156-0451-00	SN74LS138NDS/JDS	156-0469-02
MCM68316E/L or P	156-1074-00	DM74LS112N	156-1258-00	SN74128J	156-0613-00	SN74LS138NB2/JB2	156-0469-02
MCM68316E/L or P	156-1075-00	DM74LS112NA+/JA+	156-1258-01	SN74128NP3/JP4	156-0451-02	74F139	156-1726-00
MCM68316E/L or P	156-1076-00	SN74LS112N	156-1258-00	74132	156-0371-01	74S139PC	156-0693-00
MCM68316E/L or P	156-1077-00	SN74LS112NDS/JDS	156-1258-01	74132PC/DC	156-0371-00	74S139PCQR/DCQR	156-0693-02
MCM68316E/L or P	156-1078-00	SN74LS112NP3/JP4	156-1258-01	74132PCQR/DCQR	156-0371-02	DM74S139N	156-0693-00
MCM68316E/L or P	156-1079-00	74ALS112	156-1758-00	DM74132	156-0371-00	DM74S139NA+/JA+	156-0693-02
MCM68316E/L or P	156-1102-00	DM74S113NA+/JA+	156-1629-00	DM74132N3/J4	156-0371-02	74S139	156-0693-01
MCM68316E/L or P	156-1103-00	N74S113NB/FB	156-1629-00	N74132N/J	156-0371-00	N74S139N	156-0693-00
MCM68316E/L or P	156-1104-00	SN74S113NP3/JP4	156-1629-00	N74132NB/FB	156-0371-02	N74S139NB/FB	156-0693-02
MCM68316E/L or P	156-1105-00	74LS113PC/DC	156-0567-00	N74132NA+/JA+	156-0371-02	N74S139NA+/JA+	156-0693-02
MCM68316E/L	156-1106-00	74LS113N	156-0567-01	SN74132N/J	156-0371-00	SN74S139N	156-0693-00
MCM68316E/L	156-1128-00	74LS113PCQR/DCQR	156-0567-02	SN74132NP3/JP4	156-0371-02	SN74S139N3	156-0640-01
MCM68316E/L	156-1129-00	DM74LS113N/J	156-0567-00	74S132PC/DC	156-0413-00	SN74S139B2	156-0693-02
MCM68316E/L	156-1130-00	DM74LS113NA+/JA+	156-0567-02	74132DCQR/PCQR	156-0413-02	SN74S139NP3/JP4	156-0693-02
MCM68316E/L	156-1131-00	N74LS113N/F	156-0567-00	N74S132A	156-0413-00	74LS139PC	156-0541-00
MCM68316E/P	156-1107-00	N74LS113NB/FB	156-0567-02	N74S132NB/FB	156-0413-02	74LS139PCQR/DCQR	156-0541-02
68488L	156-1246-00	SN74LS113N/J	156-0567-00	SN74S132N/J	156-0413-00	74LS139	156-0541-01
MC68701L	156-1579-00	SN74LS113NDS/JDS	156-0567-02	SN74S132N	156-0413-01	DM74LS139N	156-0541-00
MCM68764-C35	156-1686-00	SN74LS113NP3/JP4	156-0567-02	SN74S132NP3/JP4	156-0413-02	N74LS139N	156-0541-00
MCM68764C/L	156-1559-00	SN74116N	156-0521-00	74LS132	156-0721-01	N74LS139NB/FB	156-0541-02
TMSB73001LR	156-0055-00	SN74116NP3/JP4	156-0521-02	74LS132PC	156-0721-00	SN74LS139N	156-0541-00
TMSB73001LR	156-0055-01	74121	156-0072-01	74LS132PCQR/DCQR	156-0721-02	SN74LS139NDS/JDS	156-0541-02
TMS7C3003LR	156-0051-00	74121	156-0562-01	74LS132	156-0721-03	SN74LS139NP3/JP4	156-0541-02
SC73198L	156-0495-02	74121PC/DC	156-0072-00	74LS132	156-0721-04	74S140PC/DC	156-0419-00
AM73L422DC	156-1293-00	74121PCQR/DCQR	156-0072-02	DM74LS132N	156-0721-00	74S140DCQR/PCQR	156-0419-02
SN74S09N3	156-1286-00	DM74121N/J	156-0072-00	DM74LS132N	156-0721-02	DM74S140N/J	156-0419-00
SN74S09J4	156-1286-00	N74121N/F	156-0072-00	N74LS132N	156-0721-00	DM74S140NA+/JA+	156-0419-02
SN7490ANP3/JP4	156-0395-01	N74121NB/FB	156-0072-02	N74LS132NB/FB	156-0721-02	N74S140N/F	156-0419-00
N74LS96NB/FB	156-0389-02	SN74121J	156-0562-00	SN74LS132N	156-0721-00	N74S140NB/FB	156-0419-02
SN74LS96NP3/JP4	156-0389-02	SN74121N/J	156-0072-00	SN74LS132NDS/JDS	156-0721-02	SN74S140N/J	156-0419-00
74100	156-0193-01	SN74121N	156-0072-02	SN74LS132N3/J4	156-0721-02	SN74S140N	156-0419-01
N74100N	156-0193-00	74122	156-0143-01	74S133	156-0472-01	SN74S140NP3/JP4	156-0419-02
SN74100N	156-0193-00	74122J	156-0594-01	74S133PC	156-0472-00	74141PC	156-0080-00

VENDOR NUMBER TO TEK PART NUMBER INDEX (CONT)

INTEGRATED CIRCUITS

4

VENDOR NUMBER	PART NUMBER	VENDOR NUMBER	PART NUMBER	VENDOR NUMBER	PART NUMBER	VENDOR NUMBER	PART NUMBER
DM74141N	156-0080-00	74153PC	156-0604-01	DM74156NA+/JA+	156-0141-02	DM74LS162NA+/JA+	156-0788-01
ITT74141N	156-0080-00	74153PC/DC	156-0098-00	N74156N/F	156-0141-00	SN74LS162AN/J	156-0788-00
SN74141N	156-0080-00	74153PCQR/DCQR	156-0098-02	N74156NB/FB	156-0141-02	SN74LS162NP3/JP4	156-0788-01
74145	156-0111-01	DM74153N	156-0098-00	SN74156N/J	156-0141-00	SN74LS162NDS/JDS	156-0788-01
74145J	156-0598-01	DM74153NA+/JA+	156-0098-02	SN74156NP3/JP4	156-0141-02	SN74LS162NB2/JB2	156-0788-01
74145PC	156-0111-00	N74153B	156-0098-00	74LS156PC/DC	156-1432-00	74163	156-0248-01
74145PCQR/DCQR	156-0111-02	N74153NB/FB	156-0098-02	74LS156PCQR/DCQR	156-1432-02	74163PC	156-0248-00
DM74145NB/FB	156-0111-02	SN74153J	156-0604-00	N74LS156N/F	156-1432-00	74163PCQR/DCQR	156-0248-02
N74145B	156-0111-00	SN74153N	156-0098-00	N74LS156NB/FB	156-1432-02	DM74163AN	156-0248-00
N74145NB/FB	156-0111-02	SN74153NP3/JP4	156-0098-02	SN74LS156N/J	156-1432-00	DM74163ANA+/JA+	156-0248-02
SN74145N	156-0111-00	74F153PCQR/DCQR	156-1662-00	SN74LS156NDS/JDS	156-1432-02	ITT74163N	156-0248-00
SN74145J	156-0598-01	74S153DCQR	156-0325-02	SN74LS156NP3/JP4	156-1432-02	N74163N	156-0248-00
SN74145NP3/JP4	156-0111-02	74S153PC/DC	156-0325-00	74157	156-0125-01	N74163NB/FB	156-0248-02
SN74LS145NDS	156-1235-00	DM74S153N/J	156-0325-00	74157PC	156-0125-00	SN74163N	156-0248-00
SN74LS145ND/LD	156-1235-00	N74S153FB	156-0325-02	74157PCQR/DCQR	156-0125-02	SN74163NP3/JP4	156-0248-02
SN74LS145NA/J4	156-1235-00	N74S153N/J	156-0325-00	DM74157N	156-0125-00	SN74S163J	156-1198-00
74147	156-0347-01	SN74S153JB	156-0325-02	DM74157NA+/JA+	156-0125-02	SN74S163JP4	156-1198-01
DM74147NA+/JA+	156-0347-02	SN74S153JP3	156-0325-02	N74157B	156-0125-00	74LS163N/F	156-0784-00
SN74147N/J	156-0347-00	SN74S153N	156-0325-01	N74157NB/FB	156-0125-02	74LS163	156-0784-01
SN74147NP3/JP3	156-0347-02	SN74S153N/J	156-0325-00	SN74157N	156-0125-00	DM74LS163ANA+	156-0784-02
SN74LS147N	156-1177-00	74LS153	156-0798-01	SN74157NP3/JP4	156-0125-02	SN74LS163N	156-0784-00
SN74LS147NP3	156-1177-01	74LS153PC/DC	156-0798-00	74C157	156-0547-01	SN74LS163AN/J	156-0784-00
74148PC	156-0219-00	74LS153PCQR/DCQR	156-0798-02	MM74C157J	156-0547-00	SN74LS163ANP3	156-0784-02
N74148B	156-0219-00	N74LS153N/F	156-0798-00	MM74C157JA+	156-0547-02	74164	156-0610-01
SN74148N	156-0219-00	N74LS153PC	156-0798-02	MM74C157JA+	156-0547-03	74164	156-0131-01
SN74148N	156-0219-02	SN74LS153N/J	156-0798-00	74S157	156-1064-01	74164PC	156-0131-00
74LS148NP3/JP4	156-1252-01	SN74LS153NP3/JP4	156-0798-02	N74S157B	156-1064-02	74164PCQR/DCQR	156-0131-02
SN74LS148NP3	156-1252-00	SN74LS153NDS/JDS	156-0798-02	N74S157B/F	156-1064-00	DM74164N	156-0131-00
74150	156-0299-01	SN74LS153NB/JB	156-0798-02	SN74S157N/J	156-1064-00	DM74164NA+/JA+	156-0131-02
74150J	156-0597-01	74154	156-0078-01	SN74S157JP4	156-1064-02	ITT74164N	156-0131-00
74150PC	156-0299-00	74154J	156-0564-01	SN74S157JB	156-1064-02	N74164A	156-0131-00
74150PCQR/DCQR	156-0299-02	74154C	156-0078-01	74LS157	156-0530-01	SN74164J	156-0610-00
DM74150N	156-0299-00	74154PCQR/DCQR	156-0078-02	74LS157PC	156-0530-00	SN74164N	156-0131-00
DM74150NA+/JA+	156-0299-02	DM74154N	156-0078-02	74LS157PCQR/DCQR	156-0530-02	SN74164NP3/JP4	156-0131-02
ITT74150N	156-0299-00	N74154N	156-0078-00	DM74LS157N	156-0530-00	74C164	156-0572-01
N74150N	156-0299-00	N74154NB/FB	156-0078-02	SN74LS157N	156-0530-00	MM74C164J	156-0572-00
N74150NP3/JP4	156-0299-02	SN74154N	156-0078-00	SN74LS157NP3/JP4	156-0530-02	MM74C164JA+	156-0572-02
SN74150P	156-0139-00	SN74154J	156-0564-00	SN74LS157NDS/JDS	156-0530-02	74LS164PC/DC	156-0651-00
SN74150N	156-0299-00	SN74154N	156-0138-00	SN74LS157NB2/JB2	156-0530-02	74LS164	156-0651-01
SN74150J	156-0597-00	SN74154NP3/JP4	156-0138-02	N74S158N/F	156-1351-00	74LS164PCQR/DCQR	156-0651-02
SN74150NP3/JP4	156-0299-02	MM74C154J	156-0650-00	N74S158NB/FB	156-1351-01	DM74LS164N/J	156-0651-00
74151	156-0075-01	74L154	156-1201-01	SN74S158N/J	156-1351-00	N74LS164AN/F	156-0651-00
74151J	156-0563-01	DM74L154N	156-1201-00	SN74S158NP3/JP4	156-1351-01	N74LS164NB/FB	156-0651-02
74151APC/DC	156-0075-00	SN74L154N	156-1201-00	SN74S158PC/DC	156-1351-00	SN74LS164N/J	156-0651-00
74151PCQR/DCQR	156-0075-02	74LS154	156-1026-01	74LS158PC/DC	156-1395-00	SN74LS164NDS/JDS	156-0651-02
DM74151AN/J	156-0075-00	74LS154	156-1026-03	74LS158PCQR/DCQR	156-1395-01	SN74LS164NP3/JP4	156-0651-02
DM74151NA+/JA+	156-0075-02	DM74LS154NA+	156-1026-02	DM74LS158N/J	156-1395-00	74165	156-0146-01
N74151B	156-0075-00	DM74LS154N	156-1026-00	SN74159	156-0929-00	74165PC	156-0146-00
SN74151AN	156-0075-00	N74LS154N	156-1026-00	74160N	156-0261-00	74165PCQR/DCQR	156-0146-02
SN74151J	156-0563-00	SN74LS154NP3	156-1026-02	SN74160N/J	156-1414-00	DM74165N	156-0146-00
74C151	156-0869-01	74155	156-0110-01	74HC160	156-1750-00	DM74165NA+/JA+	156-0146-02
MM74C151N	156-0648-00	74155	156-0110-02	74161	156-0117-01	N74165N	156-0146-00
MM74C151J	156-0869-00	74155PC/DC	156-0110-00	74161J	156-0605-01	N74165NB/FB	156-0146-02
MM74C151JA+	156-0869-01	74155PCQR/DCQR	156-0110-02	74161PCQR/DCQR	156-0117-02	SN74165N	156-0146-00
74S151	156-0324-01	DM74155N/J	156-0110-00	74161PC/DC	156-0117-00	SN74164NP3/JP4	156-0146-02
74S151NB/FB	156-0324-03	DM74155NA+/JA+	156-0110-02	ITT74161N	156-0117-00	74C165	156-0626-01
74S151PC	156-0324-00	N74155NB/FB	156-0110-02	N74161N/F	156-0117-00	74C165JA+	156-0626-01
DM74S151N	156-0324-00	N74155N/F	156-0110-00	N74161NB/FB	156-0117-02	MM74C165J	156-0625-00
DM74S151NA+/JA+	156-0324-03	SN74155N/J	156-0110-00	SN74161NP3/JP4	156-0117-02	74LS165	156-0789-00
N74S151B	156-0324-00	SN74155NP3/JP4	156-0110-02	SN74161N/J	156-1415-00	74LS165	156-0789-01
N74S151DCQR/PCQR	156-0344-03	74LS155	156-0390-01	SN74161J	156-0605-00	SN74LS165NDS/JDS	156-0789-02
SN74S151N	156-0324-00	74LS155PC/DC	156-0390-00	SN74161N/J	156-0117-00	SN74LS156NP3/JP4	156-0789-02
SN74S151NP3/JP4	156-0324-03	74LS155PCQR/DCQR	156-0390-02	AM74S161JTB	156-1044-01	74166PC	156-0301-00
SN74S151NP/JB	156-0324-00	DM74LS155N/J	156-0390-00	SN74S161J	156-1044-00	74166PC/DC	156-0301-02
SN74S151N	156-0324-00	DM74LS155N/J	156-0390-00	74HC161	156-1762-00	DM74166N	156-0301-00
74LS151	156-0994-01	DM74LS155NA+/JA+	156-0390-02	74LS161	156-0844-01	DM74166NA+/JA+	156-0301-02
74LS151N/J	156-0994-00	N74LS155NB/FB	156-0390-02	HD74LS161P/C	156-0844-02	N74166N	156-0301-00
74LS151PC/DC	156-0994-00	N74LS155N/F	156-0390-00	SN74LS161N	156-0844-00	N74166NB/FB	156-0301-02
74LS151PCQR/DCQR	156-0994-01	SN74LS155N/J	156-0390-00	SN74LS161ANP3/JP4	156-0844-02	SN74166N	156-0301-00
HD74LS151P/C	156-0994-00	SN74LS155NP3/JP4	156-0390-02	SN74LS161AND/JD	156-0844-02	SN74166NP3/JP4	156-0301-02
HD74LS151P/C	156-0994-02	SN74LS155NDS/JDS	156-0390-02	SN74LS161ANP2/JB2	156-0844-02	74LS168PC/DC	156-1371-00
SN74LS151N/J	156-0994-00	74156	156-0141-01	SN74LS161AN	156-0844-00	DM74LS168N/J	156-1371-00
SN74LS151NP3/JP4	156-0994-02	74156PC/DC	156-0141-00	N74LS162AN/F	156-0788-00	SN74LS168N/J	156-1371-00
74152	156-0934-01	74156PCQR/DCQR	156-0140-02	N74LS162N/J	156-0788-00	SN74LS166NP3/JP4	156-1313-00
74153	156-0098-01	DM74156N/J	156-0141-00	N74S162NB/FB	156-0788-01	SN74LS166NDS/JDS	156-1313-00

VENDOR NUMBER TO TEK PART NUMBER INDEX (CONT)

INTEGRATED CIRCUITS

VENDOR NUMBER	PART NUMBER	VENDOR NUMBER	PART NUMBER	VENDOR NUMBER	PART NUMBER	VENDOR NUMBER	PART NUMBER
SN74LS168ANDS/JDS	156-1371-00	SN74S175J4	156-0948-02	SN74190N/J	156-0340-00	74S194DC	156-0744-03
74S169	156-0765-01	74LS175PC/DC	156-0392-00	SN74190NP3/JP4	156-0340-02	74S194NJ	156-0744-00
74S169	156-0765-03	74LS175	156-0392-02	74LS190PC/DC	156-0569-00	74S194	156-0744-01
SN74S169J	156-0765-00	74LS175PCQR/DCQR	156-0392-02	DM74LS190N/J	156-0569-00	74S194	156-0744-02
SN74S169N3	156-0765-04	DM74LS175N/J	156-0392-00	N74LS190N	156-0569-00	74S194	156-0744-04
SN74SL69JP4	156-0765-05	DM74LS175NA+/JA+	156-0392-02	SN74LS190N/J	156-0569-00	AM74S194J	156-0744-03
DM74LS169N	156-0957-00	N74LS175N/F	156-0392-00	SN74LS190NDS	156-0569-01	SN74S194J	156-0744-03
DM74LS169NA+/JA+	156-0957-01	N74LS175NB/FB	156-0392-02	SN74LS190NP3	156-0569-01	SN74S194N/J	156-0744-00
SN74LS169N	156-0957-00	SN74LS175N/J	156-0392-00	74191	156-0175-01	74F194PC/DC	156-0744-00
SN74LS169NDS/JDS	156-0957-01	SN74LS175NB/JB	156-0392-03	74191DCQR/PCQR	156-0175-02	74LS194APC	156-0768-00
SN74LS169NB2/JB2	156-0957-01	SN74LS175N/J	156-0392-00	74191PC/DC	156-0175-00	74LS194APCQR/DCQR	156-0768-01
74LS170PC	156-0732-00	SN74LS175NP3/JP4	156-0392-03	DM74191N/J	156-0175-00	SN74LS194AN	156-0768-00
74LS170	156-0732-01	SN74LS175NDS/JDS	156-0392-03	DM74191N/J	156-0175-02	SN74LS194ANP3/JP4	156-0768-01
DM74LS170N	156-0732-00	74177J	156-0606-01	N74191N	156-0175-00	74195	156-0367-01
N74LS170B	156-0732-00	74177PC	156-0536-00	SN74191N/J	156-0175-00	74195PC/DC	156-0367-00
SN74LS170N	156-0732-00	SN74177	156-0536-01	SN74191N/J	156-0175-02	74195PCQR/DCQR	156-0367-02
74C173	156-0574-01	SN74177J	156-0606-00	74F191	156-1714-00	DM74195N/J	156-0367-00
MM74C173J	156-0574-00	SN74177N	156-0536-00	74LS191	156-0422-01	DM74195NA+/JA+	156-0367-02
MM74C173JA+	156-0574-02	SN74177PCQR/DCQR	156-0536-02	74LS191PC/DC	156-0422-00	N74195N/F	156-0367-00
74LS173	156-0951-01	74180J	156-0607-01	74LS191PCQR/DCQR	156-0422-02	N74195NB/FB	156-0367-02
DM74LS173N/J	156-0951-00	74180PC	156-0088-00	DM74LS191N/J	156-0422-00	74S195	156-0326-01
DM74LS173NA+/JA+	156-0951-02	74180PCQR/DCQR	156-0088-02	N74LS191N/F	156-0422-00	SN74195NP3/JP4	156-0367-02
SN74LS173N/J	156-0951-00	DM74180N	156-0088-00	N74LS191NB/FB	156-0422-02	74S195PC/DC	156-0326-00
SN74LS173N3/J4	156-0951-02	DM74180NA+/JA+	156-0088-02	SN74LS191N/J	156-0422-00	74S195N/J	156-0326-00
SN74LS173NDS/JDS	156-0951-02	N74180A	156-0088-00	SN74LS191NB	156-0422-02	DM74S195NA+	156-0326-02
74174	156-0222-01	N74180NB/FB	156-0088-02	SN74LS191NDS/JDS	156-0422-02	DM74S195JA+	156-0326-03
74174PC	156-0222-00	SN74180J	156-0607-00	SN74LS191NP3/JP4	156-0422-02	N74S195NB/FB	156-0326-02
74174PCQR/DCQR	156-0222-02	SN74180N	156-0088-00	74192	156-0127-01	N74S195N/F	156-0326-00
DM74174N	156-0222-00	SN74180NP3/JP4	156-0088-00	74192PC/DC	156-0127-00	SN74S195N/J	156-0326-00
DM74174NA+/JA+	156-0222-02	74181PCQR/DCQR	156-0351-01	74192PCQR/DCQR	156-0127-02	SN74S195NP3/JP4	156-0326-02
N74174B	156-0222-00	DM74181N/A+	156-0351-01	N74192NB/FB	156-0127-02	SN74S195NB/JB	156-0326-02
N74174NB/FB	156-0222-02	DM74181N/J	156-0351-00	N74192N/F	156-0127-00	SN74S195J	156-0326-03
SN74174N	156-0222-00	N74181N	156-0351-00	SN74192N/J	156-0127-00	SN74S195JP4	156-0326-03
SN74174NP3/JP4	156-0222-02	SN74181N/J	156-0351-00	SN74192NP3/JP4	156-0127-02	74LS195	156-0376-00
74C174	156-0682-01	SN74181NP3	156-0351-01	74L192	156-0245-01	74LS1954PC/ADC	156-0376-00
MM74C174J	156-0682-00	74S181PCQR/DCQR	156-1376-00	SN74L192N	156-0245-00	74LS195PCQR/DCQR	156-0376-02
MM74C174NA+/JA+	156-0682-02	N74S181NB/FB	156-1376-00	74LS192PC	156-0526-00	DM74LS195AN/AJ	156-0376-00
74S174	156-0738-00	SN74S181N/J	156-1196-00	74LS192	156-0526-01	N74LS195AN/FB	156-0376-02
74S174	156-0738-01	SN74S181NDS/JDS	156-1376-00	74LS192	156-0526-02	SN74LS195AN/AJ	156-0376-00
74S174PC	156-0738-00	74S182N/D	156-0692-00	74LS192PCQR/DCQR	156-0526-02	SN74LS195NP3/JP4	156-0376-01
74S174JP4	156-0738-04	74S182	156-0692-01	DM74LS192N	156-0526-00	SN74LS195NPS/JPS	156-0376-01
N74S174F	156-0738-02	74S182	156-0692-02	DM74LS192NA+/JA+	156-0526-02	SN74LS195NB2/JB2	156-0376-01
N74S174F	156-0738-03	74S182N/D	156-0692-02	N74LS192B	156-0526-00	SN74196N/J	156-0097-00
SN74S174N	156-0738-00	74S182	156-1048-01	N74LS192NB/FB	156-0526-02	SN74196NP3/JP4	156-0097-01
SN74S174J	156-0738-02	74S182	156-1048-02	SN74LS192N	156-0526-00	74S196	156-0883-01
SN74S174J	156-0738-03	DM74S182N	156-0692-00	SN74LS192NP3/JP4	156-0526-02	74S196J	156-0883-00
SN74S174JP4	156-0738-04	N74S182N/F	156-0692-00	SN74LS192PCB/DCB	156-0526-02	DM74S196J	156-0883-00
74LS174	156-0391-01	N74S182F	156-1048-00	74193	156-0089-01	DM74S196JA+	156-0883-02
74LS174N/J	156-0391-02	N74S182NB/FB	156-0692-02	79193J	156-0565-01	DM74S196NA+/JA+	156-0482-01
74LS174PC/DC	156-0391-00	SN74S182N/J	156-0692-00	74193PC	156-0089-00	SN74S196N/J	156-0482-00
74LS174PCQR/DCQR	156-0391-02	SN74S182NP3/JP4	156-0692-02	74193PCQR/DCQR	156-0089-02	74LS196PC	156-0727-00
DM74LS174N/J	156-0391-00	SN74S182J	156-1048-00	uPB74193C	156-0089-00	74LS196PCQR/DCQR	156-0727-01
DM74LS174NA+/JA+	156-0391-02	74H183N	156-0269-01	N74193N/F	156-0089-00	DM74LS196N	156-0727-00
N74LS174N/F	156-0391-00	74H183PC/DC	156-0269-00	N74193NB/FB	156-0089-02	N74LS196N	156-0727-00
N74LS174NB/FB	156-0391-02	SN74H183N/J	156-0269-00	SN74193N/J	156-0089-00	N74LS196NB/FB	156-0727-01
SN74LS174NB/JB	156-0391-02	74184	156-0315-01	SN74193NP3/JP4	156-0089-02	N74LS196NB2/JB2	156-0727-01
SN74LS174N/J	156-0391-00	DM/SN74184	156-0315-00	SN74193J	156-0565-00	SN74LS196N	156-0727-00
SN74LS174NDS/JDS	156-0391-02	SN74184N	156-0315-00	MM74193J	156-0627-00	SN74LS196NDS/JDS	156-0727-01
SN74LS174NP3/JP4	156-0391-02	SN74184NP3/JP4	156-0315-02	74C193	156-0627-01	SN74LS196NP3/JP4	156-0727-01
74175	156-0221-01	74185	156-0345-00	MM74C193JA+	156-0627-02	74197	156-0142-01
74175PC	156-0221-00	74185	156-0345-01	SN74L193N	156-0489-00	74197J	156-0596-01
74175PCQR/DCQR	156-0221-02	DM74185AN	156-0345-00	74LS193	156-0412-01	74197PC	156-0142-00
DM74175N	156-0221-00	DM74185NA+/JA+	156-0315-02	74LS193DCQR/PCQR	156-0412-02	74197PCQR/DCQR	156-0142-02
DM74175NA+/JA+	156-0221-02	DM74185NA+/JA+	156-0345-02	74LS193PC/DC	156-0412-00	DM74197N	156-0142-00
uPB74175C	156-0221-00	SN74185AN	156-0345-00	DM74LS193N/J	156-0412-00	DM74197NA+/JA+	156-0142-02
N74175N	156-0221-00	SN74185NP3/JP4	156-0345-02	DM74LS193NA+/JA+	156-0412-02	SN74197J	156-0142-00
N74175NB/FB	156-0221-02	74S188CHJ/J	156-1109-00	N74LS193N/F	156-0412-00	SN74197NP3/JP4	156-0142-00
SN74175N	156-0221-00	SN74S189	156-1189-00	N74LS193NB/FB	156-0412-02	SN74S197JP4	156-1183-00
SN74175J	156-0615-00	SN74S189J	156-1189-00	SN74LS193N/J	156-0412-00	74LS197PC	156-0629-00
SN74175NP3/JP4	156-0221-02	SN74S189J	156-1189-01	SN74LS193NDS/JDS	156-0412-02	74LS197PCQR/DCQR	156-0629-01
MM74C175J	156-0931-00	SN74S189J4	156-1189-01	SN74LS193NP3/JP4	156-0412-02	DM74LS197N	156-0629-00
MM74C175JA+	156-0931-01	DM74LS189	156-0599-00	74194	156-0697-01	DM74LS197NA+/JA+	156-0629-01
74S175	156-0948-01	DM74LS189JA+	156-0599-01	DM74194N	156-0697-00	N74LS197A	156-0629-00
74S175DCQR	156-0948-02	74190	156-0340-01	N74194N	156-0697-00	N74LS197NB/FB	156-0629-01
SN74S175J	156-0948-00	N74190N/J	156-0340-00	SN74194N	156-0697-00	SN74LS197N	156-0629-00

VENDOR NUMBER TO TEK PART NUMBER INDEX (CONT)

INTEGRATED CIRCUITS

VENDOR NUMBER	PART NUMBER	VENDOR NUMBER	PART NUMBER	VENDOR NUMBER	PART NUMBER	VENDOR NUMBER	PART NUMBER
SN74LS197NDS/JDS 74221	156-0629-01 156-0706-01	DM74251N/J DM74251NA+/JA+	156-0397-00 156-0397-02	SN74265N 74LS266	156-0696-00 156-0652-01	SN74LS298N/J SN74LS298NDS/JDS	156-1045-00 156-1045-01
SN74221NP3/JP4 SN74221	156-0706-02 156-0706-00	SN74251N/J SN74251NP3/JP4	156-0397-00 156-0397-02	74LS266 74LS266PC	156-0652-02 156-0652-00	SN74LS298NP3/JP4 74S299	156-1045-01 156-1197-01
MM74C221J/A+	156-0750-02	74F251	156-1746-00	74LS266PCQ/DCQR	156-0652-02	SN74S299J	156-1197-00
DM74LS221N/J 74LS221	156-0733-00 156-0733-01	AM74S251N DM74S251N	156-0701-00 156-0701-00	DM74LS266N DM74LS266NA+/JA+	156-0652-00 156-0652-02	SN74S299JP4 74LS299	156-1197-01 156-0975-01
SN74LS221N/J SN74LS221N/J	156-0733-00 156-0733-03	N74S251B SN74S251N	156-0701-00 156-0701-00	N74LS266N N74LS266NB/FB	156-0652-02 156-0652-00	74LS299 74LS299P/C	156-0975-03 156-0975-03
SN74LS221N3/J4	156-0733-02	74LS251	156-0470-01	SN74LS266N	156-0652-00	DM74LS299NR/JB	156-0975-02
SN74LS221NDS/JDS 74S225J	156-0733-02 156-1524-00	74LS251N/J 74LS251PC/DC	156-0470-00 156-0470-00	SN74LS266NDS/JDS SN74LS266NP3/JP4	156-0652-02 156-0652-02	SN74LS299N/J SN74LS299NB/JB	156-0975-00 156-0975-03
74F240	156-1744-00	74LS251PCQ/DCQR	156-0470-02	74273	156-1708-00	SN74LS299NP3/JP4 74LS322PC/DC	156-0975-02 156-1481-00
74S240J	156-1058-00	DM74LS251N/J	156-0470-00	74LS273	156-0865-01	SN74LS322N/J	156-1481-00
74S240JSCR	156-1058-01	SN74LS251N/J	156-0470-00	74LS273PC/DC	156-0865-00		
AM074S240JB	156-1058-01	N74LS251N	156-0470-00				
SN74S240J	156-1058-00	SN74LS251NP3/JP4	156-0470-02	74LS273PCQ/DCQR	156-0865-02	SN74LS348N/J	156-1176-00
SN74S240JP4	156-1058-01	SN74LS251NDS/JDS	156-0470-02	N74LS273N/F	156-0865-00	SN74LS348NP3	156-1176-01
74LS240PC/DC	156-0914-00	SN74LS251NB2/JB2	156-0470-02	SN74LS273N/J	156-0865-00	74LS352PCQ/DCQR	156-1521-00
74LS240	156-0914-01	74LS253	156-0471-01	SN74LS273NP3/JP4	156-0865-02	SN74LS352NP3/JP4	156-1521-00
74SL240N/J	156-0914-03	74LS253PC	156-0471-00	SN74LS273NDS/PDS	156-0865-02	SN74LS362N	156-0993-00
74LS240PCQ/DCQR	156-0914-02						
74LS240N/J	156-0914-00	74LS253PCQ/DCQR	156-0471-02	74279	156-0508-01	SN74LS362N4	156-0993-01
74LS240N/J	156-0914-02	DM74LS253N	156-0471-00	74279PC	156-0508-00	74365	156-1187-00
SN74LS240N/J	156-0914-02	DM74LS253NA+/JA+	156-0471-02	74279PCQ/DCQR	156-0508-02	SN74LS365N	156-1187-00
N74LS240N/F	156-0914-00	N74LS253N	156-0471-00	N74279N	156-0508-00	74LS365	156-1220-01
N74LS240NB/FB	156-0914-02	N74LS253NB/FB	156-0471-02	N74279NB/FB	156-0508-02	SN74LS365AN/J	156-1220-00
SN74LS240N/J	156-0914-00	SN74LS253N	156-0471-00	SN74279N	156-0508-00	SN74LS365NP3/JP4	156-1220-01
SN74LS240NDS/JDS	156-0914-02	SN74LS253NP3/JP4	156-0471-02	SN74279NP3/JP4	156-0508-02	DM74LS365N/J	156-1220-00
SN74LS240NP3/JP4	156-0914-02	SN74LS253NDS/JDS	156-0471-02	74LS279	156-0804-01	74LS366	156-0702-01
74ALS240	156-1753-00	SN74LS253NB2/JB2	156-0471-02	74LS279	156-0804-03	DM74LS366N/J	156-0702-00
74ALS240-1	156-1753-01	74S257	156-0522-01	74LS279PC/DC	156-0804-00	DM74LS366NA+/JA+	156-0702-01
74F241	156-1745-00	74S257PC	156-0522-00	74LS279PCQ/DCQR	156-0804-02	SN74LS366N	156-0702-00
74S241JSCR	156-1179-00	74S257DCQ/PCQR	156-0522-02	DM74LS279NA+/JA+	156-0804-02	SN74LS366NP3/JP4	156-0702-01
SN74S241N20	156-1179-00	DM74S257N	156-0522-00	SN74LS279N/J	156-0804-00	74LS367	156-0852-01
SN74S241N/J	156-1179-00	DM74S257NA+/JA+	156-0522-02	74LS279N/J	156-0804-00	SN74LS367N	156-0852-00
SN74S241JP4	156-1179-01	N74S257B	156-0522-00	SN74LS279NDS/JDS	156-0804-02	SN74LS367NDS	156-0852-02
SN74S241JB	156-1179-01	N74S257NB/FB	156-0522-02	SN74LS279NP3/JP4	156-0804-02	SN74LS367NP3	156-0852-02
SN74LS241NDS/JDS	156-0955-02	SN74S257N	156-0522-00	74S280	156-1014-01	74LS368PC	156-0720-00
74LS241PC/DC	156-0955-00	SN74S257NP3/JP4	156-0522-02	SN74S280N/J	156-1014-00	74LS368	156-0720-01
74LS241	156-0955-01	SN74S257NB/JB	156-0522-02	74LS280	156-0915-01	74LS368PCQ/DCQR	156-0720-02
74LS241N/J	156-0955-00	74LS257	156-0529-01	SN74LS280N	156-0915-00	DM74LS368N	156-0720-00
74LS241PCQ/DCQR	156-0955-02	74LS257PC/DC	156-0529-00	SN74LS280N3/J4	156-0915-02	SN74LS368N	156-0720-00
DM74LS241NB/JB	156-0955-02	74LS257PCQ/DCQR	156-0529-02	74F283	156-1705-00	SN74LS368NP3/JP4	156-0720-02
N74LS241N/F	156-0955-00	DM74LS257N/J	156-0529-00	SN74S283J	156-1292-00	SN74LS368NDS/JDS	156-0720-02
N74LS241NB/FB	156-0955-02	N74LS257N/J	156-0529-00	SN74S283JP4	156-1292-01	74F373	156-1721-00
SN74LS241NP3/JP4	156-0955-02	SN74LS257N/F	156-0529-00	74LS283PC	156-0679-00	74S373N	156-1250-00
SN74LS241N/J	156-0955-02						
74LS242	156-1025-01	SN74LS257NDS/JDS	156-0529-02	74LS283PCQ/DCQR	156-0679-01	MM74C373JA+	156-1398-00
AM074LS242NB/JB	156-1025-02	SN74LS257NP3/JP4	156-0529-02	DM74LS283N	156-0679-00	74S373	156-1250-02
SN74LS242N/J	156-1025-00	SN74LS257NB2/JB2	156-0529-02	DM74LS283NA+/JA+	156-0679-01	AM74S373NB/JB	156-1250-01
SN74LS242NDS/JDS	156-1025-02	74S258DCQR	156-1547-00	N74LS283N	156-0679-00	SN74S373NP3/JP4	156-1250-02
SN74LS242NP3/JP4	156-1025-02	74S258FB	156-1547-00	N74LS283NB/FB	156-0679-01	SN74S373N	156-1250-00
SN74LS242NB2/JB2	156-1025-02	SN74S258JP4	156-1547-00	SN74LS283N	156-0679-00	SN74S373J	156-1250-01
74LS243	156-0928-01	DM74LS258NA+/JA+	156-1229-01	SN74LS283NDS/JDS	156-0679-01	AM74S373J	156-1250-01
AM74LS243N/J	156-0928-00	SN74LS258N/J	156-1229-00	SN74LS283NP3/JP4	156-0679-00	74LS373N/J	156-1065-00
SN74LS243NDS/JDS	156-0928-02	74LS258PCQ/DCQR	156-1229-01	DM74S287J	156-1452-00	74LS373PC	156-1065-01
SN74LS243NP3/JP4	156-0928-02	N74LS258NB/FB	156-1229-01	74S288ASX/N	156-0425-00	74LS373PC/DC	156-1065-00
SN74LS243N/J	156-0928-00	SN74LS258NP3/JP4	156-1229-01	DM74S288J	156-1151-00	AM74LS373PCB/JCB	156-1065-01
SN74LS243NB/JB	156-0928-02	74LS259N	156-0874-00	SN74S288J	156-0785-00	SN74LS373N/J	156-1065-00
74LS244	156-0956-01	74LS259P	156-0874-00	SN74LS290	156-1222-00	SN74LS373NP3/JP4	156-1065-01
74LS244	156-0956-03	74LS259	156-0874-01	74LS295	156-0734-01	MM74C374JA+	156-1327-01
N74LS244N/F	156-0956-00	N74LS259PCQ/DCQR	156-0874-02	74LS295	156-0734-02	MM74C374NA+/JA+	156-1327-00
N74LS244N/F	156-0956-04						
N74LS244NB/FB	156-0956-02	SN74LS259N	156-0874-00	74LS295PC/DC	156-0734-00	MC74SC374AC	156-1646-00
N74LS244NB/JB	156-0956-04	SN74LS259NP3/JP4	156-0874-02	DM74LS295N/J	156-0734-00	MD74SC374AE	156-1327-00
SN74LS244NDS/JDS	156-0956-02	SN74LS259NDS/JDS	156-0874-02	N74LS295	156-0734-00	74F374	156-1704-00
SN74LS244NP3/JP4	156-0956-02	N74S260ALB	156-0966-01	N74LS295N/F	156-0734-00	74S374	156-1046-01
SN74LS244NB/JB	156-0956-02	SN74S260N	156-0966-00	SN74LS2905N/J	156-0734-00	74S374JT	156-1046-02
SN74LS244N/J	156-0956-00	SN74S260NP3	156-0966-01	SN74LS295N/J	156-0734-01	DM74S374J	156-1046-00
SN74LS244N/J	156-0956-02	74LS260	156-0985-02	74298	156-0373-01	SN74S374J	156-1046-00
74F245PCQ/DCQR	156-1725-00	74LS260PC/DC	156-0985-00	74298PC/DC	156-0373-00	SN74S374JP4	156-1046-02
74LS245	156-1111-01	74LS260PCQ/DCQR	156-0985-01	74298PCQ/DCQR	156-0373-02	74LS374	156-0982-01
SN74LS245N/J	156-1111-00	N74LS260N/F	156-0985-00	N74298N/J	156-0373-00	74LS374	156-0982-02
SN74LS245JDS	156-1111-02	N74LS260FB/NB	156-0985-01	N74298NB/FB	156-0373-02	74LS374	156-0982-03
SN74LS245JP3	156-1111-02	SN74LS260N/J	156-0985-00	SN74298N/J	156-0373-00	74LS374PC	156-0982-01
SN74LS245J	156-1111-02	SN74LS260NDS/JDS	156-0985-01	SN74298NP3/JP4	156-0373-02	74LS374PC/DC	156-0982-00
74ALS245	156-1748-00	74265	156-0696-01	74LS298PC/DC	156-1045-00	74LS374PCQ/DCQR	156-0982-03
74ASL245-1	156-1748-01	SN74265JP4	156-0696-02	74LS298PCQ/DCQR	156-1045-01	DM74LS374NA+/JA+	156-0982-03

THIS INDEX IS ARRANGED IN NUMERICAL ORDER, DISREGARDING LETTERS WHICH APPEAR IN SOME VENDOR NUMBERS.

VENDOR NUMBER TO TEK PART NUMBER INDEX (CONT)

INTEGRATED CIRCUITS

VENDOR NUMBER	PART NUMBER	VENDOR NUMBER	PART NUMBER	VENDOR NUMBER	PART NUMBER	VENDOR NUMBER	PART NUMBER
SN74LS374N/J	156-0982-00	MM74C923N	156-1215-00	8085A-2	156-1088-02	91124	156-1323-01
SN74LS374JTB	156-0982-00	MM74C923JA+	156-1215-01	D8088-2	156-1609-01	SN91340N/J	156-0320-02
SN74LS374N3/J4	156-0982-02	SC75012P	156-0930-00	SL81212	156-0087-00	91341N	156-0690-02
SN74LS374N3/J4	156-0982-03	IM7505A-2CJF	156-0635-00	SL81652	156-0688-01	SL92104	156-1593-00
SN74LS374NB2/JB2	156-0982-03	75107APC	156-0177-00	SL81653	156-0757-01	SN92570J	156-0765-02
N74LS375NB/FB	156-1318-00	75107PCQR/DCQR	156-0177-02	SL81654	156-0758-01	93S194PC	156-0744-00
SN74LS375N/J	156-1318-00	MC75107P	156-0177-00	SL81655	156-0759-01	93422	156-1223-00
SN74LS375NP3/JP4	156-1318-00	MC75107NDS/JDS	156-0177-02	SL81656	156-0760-01	AM93L422BPC/DC	156-1293-01
74LS377	156-0913-01	SN75107AN	156-0177-00	SL81657	156-0771-01	93L422PC	156-1293-00
74LS377PC/DC	156-0913-00	SN75107ANP3/JP4	156-0177-02	SL81658	156-0870-01	93425ADC	156-1210-00
N74LS377N/F	156-0913-00	SN75110AN/J	156-1523-00	SL81659	156-1023-01	93427DC	156-0905-00
N74LS377NB/FB	156-0913-02	75110APC/DC	156-1523-00	SL81660	156-1038-01	AM93422PC/DC	156-1360-01
SN74LS377N/J	156-0913-00	MC75110P/L	156-1523-00	SL81661	156-0636-02	93442DC/PC	156-1360-00
SN74LS377NDS/LDS	156-0913-02	MC75140LDS	156-1304-00	SL81662	156-0880-02	93442DC/PC	156-1360-01
SN74LS377NP3/JP4	156-0913-02	SN75140JG4	156-1304-00	SL81663	156-1019-02	AM9517A-5DC	156-1606-00
SN74LS378N3/J4	156-1121-00	75150	156-0139-01	SL81664	156-1309-00	95400-DC	156-0881-00
SN74LS378NP3/JP4	156-1221-00	SN75150P	156-0139-00	SL81682	156-0081-02	96LS488DC	156-1666-00
SN74LS378NDS/JDS	156-1221-00	SN75152	156-0934-00	SL81684	156-1063-01	SN99135	156-0934-00
SN74LS379N/J	156-1326-00	75154	156-0138-01	SL81696	156-0544-02	SBP9989CJ-1	156-1636-00
SN74LS379N3/J4	156-1326-00	75160	156-1414-02	SL81705	156-0311-02	100101	156-1034-02
SN74LS379NB2/JB2	156-1326-00	SN75160NP3/JP4	156-1414-01	SL81712	156-1061-02	100101F	156-1520-00
74S381	156-0691-01	75161	156-1414-01	SL81889	156-1247-01	F100101FC	156-1034-00
74S381J	156-0691-03	SN75161N/J	156-1415-00	SL81936	156-0408-01	F100101FCQR	156-1034-01
SN74S381N/J	156-0691-00	SN75162N/J	156-1459-00	AM81LS95JB2	156-1277-00	F100101DC	156-1520-00
SN74S381N	156-0691-00	SN745183N/J	156-0181-00	AM81LS95NB2	156-1277-00	100102	156-1032-02
SN74S381J	156-0691-02	75325	156-0206-01	SL81959	156-0381-02	100102F	156-1519-00
MMISN74S381J	156-0691-00	MC75325N/J	156-0206-00	SL81960	156-0382-02	F100102DC	156-1519-00
74390	156-0626-02	SN75325N	156-0206-02	SL82027	156-0645-02	F100102FC	156-1032-00
SN74390N	156-0626-02	SN75325N/J	156-0206-00	8203-3	156-1697-00	F100102FCQR	157-1032-01
SN74390NP3/JP4	156-0626-02	SN75402NP3/JP4	156-1587-00	SL82080	156-0171-02	F100107FC	156-1500-00
74LS390	156-0910-01	DS75451NA+/JA+	156-0094-00	SL82082	156-0914-02	100107P	156-1500-00
74LS390PC	156-0910-00	DS75451NA+/JA+	156-0094-02	N82S100I	156-1269-00	F100107DC	156-1518-00
74LS390PCQR/DCQR	156-0910-02	N75451N	156-0094-00	N82S107I	156-1254-00	100107F	156-1518-00
SN74LS390N	156-0910-00	SN75451NP3/JP4	156-0094-00	82S111F	156-1210-00	F100112FC	156-1499-00
SN74LS390NDS/JDS	156-0910-02	SN75451NP3/JP4	156-0094-02	SL82115	156-0385-02	100112D	156-1499-00
SN74LS390NP3/JP4	156-0910-02	75452	156-0302-01	82S115	156-0769-01	100112FC	156-1499-01
74393J	156-0617-01	75452BTC	156-0302-00	N82S115F	156-0769-00	100112F	156-1797-00
SN74393N	156-0617-00	75452PCQR/DCQR	156-0302-02	N82S115F/CB9401F	156-0359-02	100114	156-1033-01
74LS393P	156-1172-00	DS75452N/J	156-0302-00	N82S115F/CB9400F	156-0360-02	100114	156-1033-03
74LS393PCQR/DCQR	156-1172-01	DS75452NA+/JA+	156-0302-02	N82S115F/CB9402P	156-0358-02	F100114FC	156-1033-00
DM74LS393N	156-1172-00	SN75452BP	156-0302-00	N82S115F/CB9403F	156-0357-02	F100114FCQR	156-1033-02
SN74LS393NDS/JDS	156-1172-01	SN75452NP3/JP4	156-0302-02	N82S116F	156-0984-01	F100117FC	156-1498-00
SN74LS393NDS	156-1172-02	75453BTC	156-0341-00	N82S116F	156-0984-00	100117D	156-1498-00
SN74LS393NP3	156-1172-02	LM75453N/J	156-0341-00	82S192FN/IN	156-1343-00	100118D	156-1561-00
SN74LS393NP3/JP4	156-1172-01	LM75453NA+/JA+	156-0341-02	SL82131	156-0301-02	F100118FC	156-1561-00
SN74LS393N	156-1172-00	SN75453PP3/JGP4	156-0341-02	SL82132	156-0388-03	F100122DC	156-1516-00
SN74393NP3/JP4	156-0617-02	SN75453BP/BJG	156-0341-00	N82S181F	156-0976-00	100122D	156-1515-00
74F399PCQR/DCQR	156-1634-00	SN75453P	156-0341-02	N82LS181	156-1526-00	F100122FC	156-1515-00
SN74LS399NP3/JP4	156-1388-00	75454	156-0313-01	N82S185F	156-1182-00	100122F	156-1516-00
SN74LS399PC/DC	156-1388-00	75454	156-0341-01	N82S191F/I	156-1354-00	100124	156-1671-00
SN74LS399DS/JDS	156-1388-00	DM75454NA+/JA+	156-0313-02	SL82266	156-0953-02	F100125DC	156-1670-00
74LS450	156-1761-00	DS75454N/J	156-0313-00	C/D8237A-5	156-1606-00	100131	156-1031-02
74LS461	156-1732-00	SN75454PP3/JP4	156-0313-02	SL82420	156-0304-02	100131	156-1031-03
74S471J	156-0960-00	SN75454P/JG	156-0313-00	SL82421	156-0413-02	100131FC	156-1031-00
74LS490PC/DC	156-1448-00	LM75454P/JG	156-0313-00	SL82423	156-0646-02	F100131FCQR	156-1031-02
SN74LS490N3/J4	156-1448-00	DM75491	156-0507-00	SL82426	156-0739-02	HD100131F	156-1031-00
74ALS564	156-1691-00	75494	156-0881-01	C8253-5	156-1036-00	100136D	156-1563-00
74ALS569	156-1757-00	DS75494N	156-0888-00	UPD8253D-5	156-1036-00	F100136DC	156-1517-00
74ALS574	156-1664-00	DS75494N/A+	156-0888-02	AM8255A-5P/DCB	156-1570-01	F100136FC	156-1563-00
SN74LS629N/J	156-0861-00	ICM75551PA	156-1408-00	QP/QD8255A-5	156-1570-01	100136F	156-1517-00
SN74LS629NP3/JP4	156-0861-01	SC77113LH	156-1266-00	UPD8257C-5	156-1202-00	100141	156-1030-01
74LS646	156-1661-00	SC77161P	156-0048-03	SL82589	156-1267-01	100141	156-1030-02
SN74LS670N/J	156-0989-00	SC77162GH	156-0130-02	SL82738	156-0497-01	F100141DC	156-1511-00
SN74LS670NDS/JDS	156-0989-02	7D74S04S	156-1333-00	8279-5	156-1535-00	100141F	156-1511-00
SN74LS670NP3/JP4	156-0989-02	HL78937	156-1616-00	AM8279-5N/J	156-1535-00	F100141FC	156-1030-00
74LS670PC/DC	156-0989-00	7905.2	156-0655-01	SL83202J	156-0738-02	100145D	156-1513-00
74LS670N	156-0989-01	7905.2	156-0655-02	84684	156-0197-00	100145F	156-1514-00
DM74LS670N/J	156-0989-00	MC7905.2CTD	156-0655-00	SN84980	156-0324-02	F100145DC	156-1514-00
DM74LS670NA+/JA+	156-0989-02	SG79052CP	156-0655-00	85145	156-0067-00	F100145FC	156-1513-00
SN74AS804N/J	156-1617-00	UA79521CKC	156-0655-01	85147	156-0067-02	F100150FC	156-1497-00
MC74H874P	156-0318-00	UA7952CKC3	156-0655-01	85572	156-0356-00	100150D	156-1497-00
74H874C	156-0318-00	ITS80006	156-0908-00	SP8629DP8	156-1248-00	F100150DC	156-1581-00
74AS881	156-1703-00	ITS80007	156-0909-00	88792N/J	156-0118-00	F100151DC	156-1512-00
MC74C911N/J	156-1430-00	D8008-1	156-0643-00	90071	156-1242-00	100151F	156-1512-00
MM74C912N/J	156-1431-00	80186	156-1841-00	90593	156-1551-00	F100151FC	156-1501-00

VENDOR NUMBER TO TEK PART NUMBER INDEX (CONT)

INTEGRATED CIRCUITS

4

VENDOR NUMBER	PART NUMBER	VENDOR NUMBER	PART NUMBER	VENDOR NUMBER	PART NUMBER
F100151D	156-1501-00	D27128-3	156-1696-00	MP-5510-CY-5004	156-1532-00
F100155DC	156-1510-00	MBM2764-25	156-1652-00	56644-000	156-0267-00
F100155F	156-1510-00	DAC331C-10-1	156-1321-00	56644-000	156-0269-00
F100155FC	156-1496-00	36000P-5	156-1361-00	56644-000	156-0280-00
F100155D	156-1496-00	MK36000P/J-4	062-4325-00	58210-000	156-0269-00
F100160DC	156-1506-00	MK36000N-4	062-4325-01	SC62528L658	156-0224-01
F100160F	156-1506-00	MK36000P/J-5	062-4503-00	SC62528L660	156-0282-02
F100163FC	156-1557-00	MK36000N-5	062-4503-01	77811-000	156-0161-00
F100163Y	156-1557-00	TMS37C3003LA	156-0051-01	77811-000	156-0267-00
F100164FC	156-1085-00	MK3850N-3/P-3	156-1218-00	78111-000	156-0268-00
F100164FC	156-1085-02	MK4096K-11	156-0862-00	77811-000	156-0269-00
HD1-0165-5	156-0647-00	EDH4528-20	156-1813-00	77811-000	156-0280-00
F100165DC	156-1678-00	HN462732	156-1403-00	QD/P8085- 4447	156-1088-01
HD100165C	156-1678-00	554123F	156-0603-00	D/P8243-S5037	156-1356-00
F100166DC	156-1505-00	HM6264P-15	156-1842-00	8316A-1303	156-0899-00
F100166F	156-1505-00	635241	156-0859-00	8316A-1303	156-0899-01
F100170F	156-1554-00	MCM6605-01	156-0635-01	8316A-4304	156-0900-00
F100170FC	156-1504-00	74ALS1244	156-1754-00	8316A-4304	156-0900-01
F100170D	156-1504-00	SL802051	156-0331-02	DC01019.14038	156-1605-00
F100170DC	156-1554-00	N82S2708F	156-0973-00	301277-001	156-1193-00
F100171DC	156-1509-00	N82S2708E	156-0973-00		
F100171F	156-1509-00	N8T32-001P	156-1230-00		
F100171FC	156-1502-00	N8T32-002P	156-1231-00		
F100171D	156-1502-00	N8T32-003P	156-1232-00		
F100180DC	156-1508-00	N8T32-004P	156-1233-00		
F100180F	156-1508-00	N8T32-005P	156-1234-00		
F100180FC	157-1507-00	TIM9904-40J	156-0993-02		
F100180Y	156-1507-00	TIM9904-40N/J	156-0993-02		
TDC1016J-10	156-1441-00	1016J-5C10	156-1441-00		
TDC1016J-10	156-1441-00	SSS1408A-021	156-0509-00		
MBM10470-20	156-1227-00	1909058	156-1050-00		
MBM10470-20	156-1227-01	F1909073	156-1053-00		
HM10474-1	156-1679-00	N2513/CM2140N	156-0147-00		
SL110005	156-0850-02	02782-001	156-0611-00		
SL110043	156-0576-00	MP308-0272	156-0854-01		
HL1-1800-5	156-0414-00	MK3882N-4TP-4MKX	156-1620-00		
IMS1400-55	156-1615-00	HD3-74C107-9	156-0680-00		
HD1-40138-9	156-0366-00	53/6353-1J	156-1213-00		
MCT40188CL	156-0519-00	HM6116P-3/DP-24	156-1594-00		
IMS14205-55	156-1694-00	6309-1/J20	156-1560-00		
HD1-40498-9	156-0494-00	R6531P-098	156-1530-00		
MC145146L	156-1742-00	MCM68766C35	156-1610-00		
MC145155	156-1718-00	U6A902259X	156-0290-00		
HD1-4702-9	156-0850-00	ICM7555/883BIPA	156-1408-01		
158097N	156-1119-00	U6B930459X	156-0148-00		
MM16353-1	156-1213-01	U7B931059X	156-0084-00		
HM1-6508-9	156-1060-00	U7B932251X	156-0247-00		
HM1-6514-9	156-1301-01	U7/B93L2859X	156-0310-01		
HM1-6562-9	156-0887-00	P8308A-728	156-0777-00		
HD16600-5	156-1047-00	P8308A-729	156-0778-00		
16K7301	156-0710-00	P8308A-730	156-0779-00		
HD1-74C151	156-0869-00	P8308A-731	156-0780-00		
HD1-74C154	156-0650-00	P8308A-732	156-0781-00		
HD1-74C157	156-0549-00	P8308A-733	156-0782-00		
HD174C164	156-0572-00	P/C8308A-750	156-1100-00		
HD1-74C165	156-0625-00	EA8332A-PC/377A	156-1002-00		
HD1-74C173	156-0574-00	EA8332A-PC/378A	156-1004-00		
HD1-74C174	156-0682-00	EA8332A-PC/379A	156-1010-00		
HD1-74C175	156-0931-00	EA8332A-PC/380A	156-1012-00		
HD1-74C193	156-0627-00	SG9637-723	156-0053-00		
HD1-74C221	156-0750-00	1301-0044	156-0244-00		
P21149H-2	156-1695-00	1302-0155	156-0346-00		
2147-45	156-1690-00	2101-1N500NS	156-1052-00		
AM21L47-55D-C	156-1613-00	2101-2N6505NS	156-1051-00		
MCM2147C70	156-1228-00	21452-000	156-0267-00		
O2164-20	156-1626-00	21452-000	156-0611-00		
HA2-2625-5	156-0317-00	AM27S181D-24-1	156-1608-00		
HA2-2625-5(0796)	156-0317-02	29365-001	156-0267-00		
HA2-2655-5	156-0977-00	29365-001	156-0280-00		
MP2321-01	156-0717-00	321-0056-6	156-0168-00		
25LS2520	156-1729-00	RO-3-2513-701	156-0401-00		
AM25LS2521PC	156-1273-00	HN462532-DC24C	156-1596-00		
AM25LS2538PCB/DCB	156-1546-00	46307-001	156-0292-00		
AM26LS2569PC/DC	156-1375-00	46307-001	156-0585-00		
AM26LS2569PCB/DCB	156-1375-01	HDI-4702-B2118	156-0850-02		

PROGRAMMED INTEGRATED CIRCUIT PART NUMBER INDEX

COPIES OF THESE PROGRAMS MAY BE OBTAINED THROUGH REPROGRAPHICS, EXT. 1658

PART NUMBER	MFR'S PART NO.	SS ST	PART NUMBER	MFR'S PART NO.	SS ST	PART NUMBER	MFR'S PART NO.	SS ST	PART NUMBER	MFR'S PART NO.	SS ST
156-0133-01	E1601	OB	156-0463-17	5203Q	DL	156-0647-01	MCM6832L	NP	156-0748-00	MCM6832L	NP
156-0293-02	EA4000	LS	156-0463-18	5203Q	DL	156-0674-02	MCM6832L	LS	156-0748-01	MCM6832L	LS
156-0294-00	EA4000	DL	156-0463-19	5203Q	DL	156-0675-00	MCM6832	NP	156-0769-02	82S115	CS
156-0294-02	EA4000	LS	156-0463-20	5203Q	DL	156-0675-01	SCM37201	LS	156-0769-03	82S115	CS
156-0294-03	EA4000	NP	156-0463-21	5203Q	DL	156-0676-00	MCM6832	NP	156-0769-04	82S115	CR
156-0305-02	27LS08	NP	156-0463-22	5203Q	DL	156-0676-01	SCM37202	NP	156-0769-05	82S115	DL
156-0305-03	27LS08	CS	156-0463-23	5203Q	CM	156-0676-02	MCM6832	LS	156-0769-06	82S115	DL
156-0305-04	27LS08	CR	156-0463-24	5203Q	CM	156-0677-00	SCM3860	NP	156-0769-07	82S115	DL
156-0305-05	27LS08	CM	156-0463-25	5203Q	CM	156-0677-01	SCM3860	LS	156-0769-08	82S115	DL
156-0305-06	27LS08	PP	156-0463-26	5203Q	CM	156-0678-00	MCM6832	LS	156-0769-09	82S115	PP
156-0305-07	27LS08	CM	156-0463-27	5203Q	CM	156-0689-01		NP	156-0769-10	82S115	DL
156-0305-08	27LS08	CM	156-0463-28	5203Q	NP	156-0689-02		NP	156-0769-11	82S115	NP
156-0305-09	27LS08	DL	156-0463-29	5203Q	NP	156-0689-03		NP	156-0769-12	82S115	OT
156-0305-10	27LS08	CM	156-0463-30	5203Q	CS	156-0708-01	2708	CM	156-0772-01	CM6832	LS
156-0305-11	27LS08	CM	156-0463-31	5203Q	CS	156-0708-02	2708	CM	156-0773-01	CM6832	LS
156-0305-12	27LS08	CM	156-0463-32	5203Q	CS	156-0708-03	2708	CM	156-0774-01	CM6832	LS
156-0305-13	27LS08	CM	156-0463-33	5203Q	CS	156-0708-04	2708	CM	156-0775-01	SCM6832	LS
156-0305-14	27LS08	CM	156-0463-34	5203Q	CS	156-0708-05	2708	CM	156-0777-01	68308L	NP
156-0305-15	27LS08	CM	156-0463-35	5203Q	CS	156-0708-06	2708	DL	156-0777-02	82S2708	CR
156-0305-16	27LS08	CM	156-0463-36	5203Q	CS	156-0708-07	2708	CM	156-0778-01	SCM44602L	NP
156-0305-17	27LS08	CM	156-0463-37	5203Q	CM	156-0708-08	2708	CM	156-0778-02	68308L	CR
156-0305-18	27LS08	OB	156-0463-38	5203Q	CM	156-0708-09	2708	CR	156-0779-01	SCM44603L	CR
156-0305-19	27LS08	OB	156-0463-39	5203Q	CM	156-0708-10	2708	CR	156-0780-00	P8308A	DL
156-0305-20	27LS08	OB	156-0463-40	5203Q	CM	156-0708-11	2708	CM	156-0780-01	SCM44604L	NP
156-0305-21	27LS08	OB	156-0463-41	5203Q	CM	156-0708-12	2708	CM	156-0780-02	68308L	CR
156-0305-22	27LS08	CM	156-0463-42	5203Q	DL	156-0708-13	2708	CM	156-0781-00	P8308A	DL
156-0305-23	N8223B	CM	156-0463-43	5203Q	DL	156-0708-14	2708	CR	156-0781-01	SCM44605L	CR
156-0305-24	N8223B	CM	156-0463-44	5203Q	CM	156-0708-15	2708	NP	156-0782-00	P8308A	DL
156-0305-25	N8223B	CM	156-0463-45	5203Q	NP	156-0708-16	2708	NP	156-0782-01	SCM44606	NP
156-0305-26	N8223B	CM	156-0463-46	5203Q	CM	156-0708-17	2708	NP	156-0782-02	68308L	CR
156-0305-27	N8223B	CM	156-0463-47	5203Q	CM	156-0708-18	2708	DL	156-0785-01	IM5610	CR
156-0305-28	N8223B	CM	156-0463-48	5203Q	CM	156-0708-19	2708	CM	156-0785-02	IM5610	CR
156-0305-29	N8223B	CM	156-0463-49	5203Q	CM	156-0708-20	2708	CM	156-0785-03	IM5610	CR
156-0305-30	N8223B	CM	156-0463-50	5203Q	CM	156-0708-21	2708	CM	156-0785-04	IM5610	CS
156-0305-31	N8223B	CM	156-0463-51	5203Q	CM	156-0708-22	2708	CM	156-0785-05	IM5610	CR
156-0305-32	N8223B	CM	156-0659-00	MCM6832L	DL	156-0708-23	2708	CM	156-0785-06	IM5610	CR
156-0305-33	N8223B	CM	156-0659-01	SCM3953	NP	156-0708-24	2708	CM	156-0785-07	IM5610	CR
156-0305-34	N8223B	CM	156-0659-02	MCM6832L	LS	156-0708-25	2708	CM	156-0785-08	IM5610	CR
156-0357-02	N8205	CS	156-0660-00	MCM6832L	DL	156-0708-26	2708	PP	156-0785-09	IM5610	NP
156-0358-02	N8205	CS	156-0660-01	SCM3950	LS	156-0708-27	2708	CR	156-0785-10	IM5610	CR
156-0359-02	N8205	CS	156-0661-00	MCM6832L	DL	156-0708-28	2708	CS	156-0785-11	IM5610	CR
156-0360-02	N8205	CS	156-0661-01	SCM3952	LS	156-0708-29	2708	CS	156-0785-12	IM5610	CR
156-0363-01	3258DDC	CS	156-0662-00	MCM6832L	DL	156-0708-30	2708	CS	156-0785-13	IM5610	CS
156-0378-03	2503N	LS	156-0662-01	SCM3952	LS	156-0708-31	2708	CS	156-0785-14	IM5610	CS
156-0380-01	INT602A	CM	156-0663-00	MCM6832L	DL	156-0708-32	2708	NP	156-0785-15	IM5610	CR
156-0380-02	1702A	CS	156-0663-01	SCM3953	LS	156-0708-33	2708	CS	156-0785-16	IM5610	CR
156-0380-03	1702A	CS	156-0664-00	MCM6832L	DL	156-0708-34	2708	CS	156-0785-17	IM5610	CR
156-0380-04	1702A	CS	156-0664-01	SCM3954	NP	156-0708-35	2708	CS	156-0785-18	IM5610	NP
156-0380-05	1702A	CS	156-0664-02	MCM6832L	LS	156-0708-36	2708	CS	156-0785-19	74S288	CR
156-0380-06	1702A	CS	156-0665-00	MCM6832L	DL	156-0708-37	2708	CS	156-0785-20	74S288	DL
156-0380-07	1702A	CS	156-0665-01	SCM3955	NP	156-0708-38	2708	DL	156-0791-00	MCM6832L	LS
156-0380-08	1702A	CS	156-0665-02	MCM6832L	LS	156-0708-39	2708	DL	156-0792-00	MCM6832L	NP
156-0380-09	1702A	CS	156-0666-00	MCM6832L	DL	156-0708-40	2708	DL	156-0792-01	SCM37203	LS
156-0380-10	1702A	CS	156-0666-01	MCM6832L	LS	156-0708-41	2708	CM	156-0794-00	MCM6832L	NP
156-0380-11	1702A	CM	156-0667-00	MCM6832L	DL	156-0708-42	2708	CM	156-0794-01	SCM37204	NP
156-0380-12	1702A	CM	156-0667-01	SCM3957	NP	156-0708-43	2708	CM	156-0794-02	MCM6832L	LS
156-0380-13	1702A	CM	156-0667-02	MCM6832L	LS	156-0708-44	2708	CM	156-0855-00	MCM6832L	CM
156-0380-14	1702A	CM	156-0668-00	MCM6832L	DL	156-0708-45	2708E	DL	156-0856-00	SCM6852	LS
156-0380-15	1702A	CM	156-0668-01	SCM3958	DL	156-0708-46	2708E	DL	156-0857-00	MCM6832L	LS
156-0380-16	1702A	CM	156-0668-02	MCM6832L	NP	156-0708-47	2708	PP	156-0889-00	9208	NP
156-0425-00	8598	CR	156-0669-00	MCM6832L	DL	156-0708-48	2708	PP	156-0890-00	9208	NP
156-0463-01	5203Q	NP	156-0669-01	SCM3959	LS	156-0709-00	C8316	LR	156-0891-00	9208	LR
156-0463-02	5203Q	NP	156-0670-00	MCM6832L	DL	156-0710-00	C8316	CR	156-0892-00	9208	CR
156-0463-03	5203Q	NP	156-0670-01	SCM3960	LS	156-0712-00	MCM6832L	NP	156-0899-00	8316A	CR
156-0463-04	5203Q	NP	156-0671-00	MCM6832L	DL	156-0712-01	SCM6832	LS	156-0900-00	8316A	CR
156-0463-05	5203Q	NP	156-0671-01	SCM3961	NP	156-0713-00	MCM6832L	NP	156-0903-01	3624-4	OT
156-0463-06	5203Q	NP	156-0671-02	MCM6832L	LS	156-0713-01	SCM6832	CS	156-0903-02	3624-4	OT
156-0463-07	5203Q	DL	156-0672-00	MCM6832L	DL	156-0714-00	MCM6832L	NP	156-0905-01	93427	CS
156-0463-08	5203Q	DL	156-0672-01	MCM6832L	NP	156-0714-01	SCM6832	LS	156-0905-02	93427	CR
156-0463-11	5203Q	OT	156-0672-02	SCM37200P/L	LS	156-0715-00	MCM6832L	NP	156-0905-03	93427	CR
156-0463-12	5203Q	OT	156-0673-00	MCM6832L	NP	156-0715-01	SCM3895	CS	156-0905-04	93427	CR
156-0463-13	5203Q	OT	156-0673-01	MCM6832L	NP	156-0725-00	5213	LR	156-0905-05	93427	CR
156-0463-14	5203Q	OT	156-0673-02	MCM6832L	NP	156-0726-00	5213	LR	156-0905-06	93427	CR
156-0463-15	5203Q	DL	156-0673-03	MCM6832L	LS	156-0747-00	MCM6832L	NP	156-0905-07	93427	CR
156-0463-16	5203Q	DL	156-0674-00	MCM6832L	DL	156-0747-01	MCM6832L	LS	156-0905-08	93427	CR

PROGRAMMED INTEGRATED CIRCUIT PART NUMBER INDEX

COPIES OF THESE PROGRAMS MAY BE OBTAINED THROUGH REPROGRAPHICS, EXT. 1658.

PART NUMBER	MFR'S PART NUMBER	SS ST	PART NUMBER	MFR'S PART NUMBER	SS ST	PART NUMBER	MFR'S PART NUMBER	SS ST
156-0905-09	93427	CR	156-1007-01	4732	CS	156-1142-00	9208	NP
156-0905-10	93427	CR	156-1007-02	TI4732	DL	156-1143-00	9208	DL
156-0905-11	93427	CR	156-1008-00	TI4732	NP	156-1144-00	9208	DL
156-0905-12	93427	CR	156-1008-01	4732	CS	156-1145-00	9208	DL
156-0905-13	93427	CR	156-1008-02	TI4732	DL	156-1151-01	74S288	DL
156-0905-14	93427	CR	156-1009-00	TI4732	CS	156-1151-02	74S288	DL
156-0905-15	93427	CR	156-1010-00	TI4732	CS	156-1167-00	4732	DL
156-0905-16	93427	DL	156-1011-00	TI4732	DL	156-1174-00	4732	CS
156-0932-00	5243	LR	156-1012-00	TI4732	CS	156-1175-00	4732	CS
156-0940-01	5200	DL	156-1017-01	INT2716	CM	156-1180-00	2616	DL
156-0940-02	5200	NP	156-1017-02	INT2716	CM	156-1181-00	2616	DL
156-0940-03	5200	NP	156-1017-03	INT2716	PP	156-1239-00	2332	CM
156-0940-04	5200	NP	156-1017-04	INT2716	PP	156-1240-00	4732	CM
156-0940-05	5200	CS	156-1017-05	INT2716	PP	156-1358-00	2332	DL
156-0940-06	5200	CS	156-1017-06	INT2716	PP	156-1377-00	2716	DL
156-0940-07	5200	NP	157-1017-07	INT2716	PP	156-1378-00	2716	DL
156-0940-08	5200	NP	156-1017-08	INT2716	PP	156-1379-00	2716	DL
156-0940-09	5200	NP	156-1017-09	INT2716	PP	156-1380-00	2716	DL
156-0940-10	5200	NP	156-1057-00	AM9295	DL	156-1399-00	9406	CS
156-0940-11	5200	NP	156-1067-00	68316E	CR	156-1410-00	66900	DL
156-0940-12	5200	NP	156-1067-01	2716	DL			
156-0940-13	5200	NP	156-1068-00	68316E	NP			
156-0940-14	5200	NP	156-1068-01	2716	CR			
156-0940-15	4662	CS	156-1069-00	68316E	CR			
156-0940-16	5200	CS	156-1070-00	68316E	DL			
156-0960-00	74S471	CR	156-1070-01	2716	CR			
156-0960-01	74S471	DL	156-1071-00	68316E	CR			
156-0960-02	74S471	DL	156-1072-00	68316E	CR			
156-0960-03	74S471	DL	156-1073-00	68316E	CR			
156-0960-04	74S471	DL	156-1074-00	68316E	NP			
156-0960-05	74S471	CR	156-1074-01	2716	CR			
156-0960-06	74S471	NP	156-1075-00	68316E	CR			
156-0960-07	74S471	NP	156-1076-00	68316E	CR			
156-0960-08	74S471	NP	156-1077-00	68316E	CR			
156-0971-01	D3604L-6	DL	156-1078-00	68316E	NP			
156-0971-02	D3604L-6	DL	156-1078-01	2716	CR			
156-0971-03	D3604L-6	DL	156-1079-00	68316E	NP			
156-0971-04	D3604L-6	DL	156-1079-01	2716	CR			
156-0971-05	D3604L-6	DL	156-1087-00	5213	LR			
156-0971-06	D3604L-6	DL	156-1089-00	6831B	NP			
156-0973-01	82S2708	CR	156-1090-00	6831B	NP			
156-0973-02	82S2708	CR	156-1091-00	6831B	OB			
156-0973-03	82S2708	CM	156-1092-00	6831B	DL			
156-0973-04	82S2708	CR	156-1093-00	6831B	NP			
156-0973-05	82S2708	CR	156-1094-00	6831B	NP			
156-0976-01	82S181	NP	156-1095-00	6831B	NP			
156-0976-02	82S181	NP	156-1096-00	6831B	NP			
156-0976-03	82S181	DL	156-1097-00	6831B	NP			
156-0976-04	82S181	CR	156-1098-00	6831B	NP			
156-0976-05	82S181	CR	156-1099-00	4732	DL			
156-0976-06	82S181	NP	156-1100-00	8308	CR			
156-0976-07	82S181	NP	156-1101-01	TM2716	DL			
156-0976-08	82S181	NP	156-1101-02	TM2716	DL			
156-0976-09	82S181	NP	156-1101-03	TM2716	DL			
156-0976-10	82S181	NP	156-1102-00	68316	CR			
156-0976-11	82S181	DL	156-1103-00	68316	CR			
156-0978-00	MCM6832	NP	156-1104-00	68316	CR			
156-0979-00	MCM6832	NP	156-1105-00	68316	CR			
156-0980-00	MCM6832	NP	156-1106-00	68316	DL			
156-0981-00	MCM6832	NP	156-1107-00	68316	DL			
156-1001-00	TI4732	CS	156-1109-00	7488	CR			
156-1001-01	TI4732	DL	156-1116-00	6831B	DL			
156-1002-00	TI4732	CS	156-1117-00	6831B	DL			
156-1002-01	TI4732	DL	156-1128-00	68316E	CR			
156-1003-00	TI4732	CS	156-1129-00	63816E	CR			
156-1003-01	TI4732	DL	156-1130-00	68316E	DL			
156-1004-00	TI4732	CS	156-1131-00	68316E	DL			
156-1004-01	TI4732	DL	156-1132-00	6831B	CR			
156-1005-00	TI4732	NP	156-1132-01	6831B	DL			
156-1005-01	4732	CS	156-1135-00	S6831B	NP			
156-1005-02	TI4732	DL	156-1136-00	S6831B	DL			
156-1006-00	TI4732	NP	156-1137-00	S6831B	NP			
156-1006-01	4732	CS	156-1138-00	S6831B	NP			
156-1006-02	TI4732	DL	156-1139-00	9208	NP			
156-1007-00	TI4732	NP	156-1140-00	9208	NP			
			156-1141-00	9208	NP			

PROGRAMMED INTEGRATED CIRCUIT PART NUMBER INDEX

PART NUMBER	MFR'S PART NO.	SS ST	PART NUMBER	MFR'S PART NO.	SS ST	PART NUMBER	MFR'S PART NO.	SS ST	PART NUMBER	MFR'S PART NO.	SS ST
160-0001-00	93427	CR	160-0023-00	82S115	CR	160-0084-00	82S185	PP	160-0123-00	82S2708	NP
160-0001-01	93427	DL	160-0024-00	82S115	CR	160-0084-01	82S185	CR	160-0123-01	82S2708	CR
160-0002-00	INT2716	PP	160-0025-00	82S115	OT	160-0085-00	82S185	PP	160-0123-02	N82S2708E	MP
160-0002-01	INT2716	NP	160-0026-00	27L08	NP	160-0085-01	82S185	CR	160-0124-00	82S2708	MP
160-0002-02	INT2716	NP	160-0026-01	74S188	CS	160-0086-00	82S185	PP	160-0124-01	82S2708	CR
160-0002-03	68A316EP	OT	160-0027-00	82S115	CR	160-0086-01	82S185	CR	160-0124-02	N82S2708E	MP
160-0003-00	INT2716	NP	160-0028-00	82S115	CR	160-0087-00	82S185	PP	160-0125-00	82S278	CR
160-0003-01	INT2716	OT	160-0029-00	82S115	OT	160-0087-01	82S185	CR	160-0126-00	82S2708	CR
160-0004-00	INT2716	PP	160-0030-00	27L508	DL	160-0088-00	82S185	PP	160-0127-00	82S2708	CR
160-0004-01	INT2716	NP	160-0031-00	27L508	CM	160-0088-01	82S185	CR	160-0128-00	82S2708	CR
160-0004-02	INT2716	OT	160-0032-00	27L508	CM	160-0089-00	82S185	PP	160-0129-00	2708	PP
160-0005-00	INT2716	NP	160-0033-00	27L508	CM	160-0089-01	82S185	CR	160-0130-00	2708	PP
160-0005-01	INT2716	NP	160-0034-00	82S2708	DL	160-0090-00	82S185	PP	160-0131-00	2616	NP
160-0005-02	INT2716	OT	160-0034-01	2708	DL	160-0090-01	82S185	CR	160-0131-01	68A316	CR
160-0006-00	INT2716	PP	160-0035-00	27S18	DL	160-0091-00	82S185	PP	160-0132-00	2616	CR
160-0006-01	INT2716	NP	160-0035-01	2708	DL	160-0091-01	82S185	CR	160-0132-01	68A316	CR
160-0006-02	INT2716	NP	160-0036-00	INT602A	NP	160-0092-00	82S185	PP	160-0133-00	2616	NP
160-0006-03	68A316EP	OT	160-0036-01	1702A	OT	160-0093-00	C2708	PP	160-0133-01	2616	CR
160-0007-00	INT2716	PP	160-0037-00	6850	CR	160-0093-01	C2708	NP	160-0134-00	2616	NP
160-0007-01	INT2716	NP	160-0038-00	2332	NP	160-0093-02	2708	CR	160-0134-01	2616	NP
160-0007-02	INT2716	NP	160-0038-01	2332	CS	160-0094-00	C2708	PP	160-0135-00	2616	NP
160-0007-03	68A316EP	OT	160-0039-00	27L508	CM	160-0094-01	C2708	NP	160-0135-01	2616	CR
160-0008-00	INT2716	PP	160-0040-00	82S23	CR	160-0094-02	2708	CR	160-0136-00	2607	NP
160-0008-01	INT2716	NP	160-0041-00	82S141	CS	160-0095-00	C2708	PP	160-0136-01	68A316	CR
160-0008-02	INT2716	NP	160-0042-00	82S141	CS	160-0095-01	C2708	NP	160-0137-00	4732	CS
160-0008-03	68A316EP	OT	160-0043-00	82S141	CS	160-0095-02	2708	CR	160-0138-00	4732	CS
160-0009-00	INT2716	PP	160-0044-00	82S141	CS	160-0096-00	C2708	PP	160-0139-00	4732	CS
160-0009-01	INT2716	NP	160-0045-00	82S141	CS	160-0096-01	C2708	NP	160-0140-00	4732	CS
160-0009-02	INT2716	NP	160-0046-00	82S141	CS	160-0096-02	2708	CR	160-0141-00	4732	CS
160-0009-03	68A316EP	NP	160-0047-00	2332	NP	160-0097-00	C2708	PP	160-0142-00	4732	CS
160-0009-04	INT2716	OT	160-0047-01	2332	CS	160-0097-01	C2708	NP	160-0143-00	4732	DL
160-0010-00	INT2616	DL	160-0048-00	74S288	CS	160-0097-02	2808	CR	160-0144-00	4732	DL
160-0010-01	S6831B	NP	160-0049-00	74S288	CS	160-0098-00	C2708	PP	160-0145-00	4732	CS
160-0010-02	S6831B	NP	160-0050-00	82S115	NP	160-0098-01	C2708	NP	160-0146-00	4732	CS
160-0010-03	2616	NP	160-0050-01	82S115	CS	160-0098-02	2708	CR	160-0147-00	4732	DL
160-0010-04	2716	CR	160-0051-00	82S115	CS	160-0099-00	C2708	PP	160-0148-00	4732	CS
160-0011-00	INT2616	DL	160-0052-00	82S115	NP	160-0099-01	C2708	NP	160-0149-00	IM5610	CR
160-0011-01	S6831B	NP	160-0052-01	82S115	CS	160-0099-02	2708	CR	160-0149-01	74S288J	MP
160-0011-02	INT2616	NP	160-0053-00	82S115	NP	160-0100-00	C2708	PP	160-0150-00	IM5200	CM
160-0011-03	68A316	CR	160-0053-01	82S115	CS	160-0100-01	C2708	NP	160-0150-01	IM5200	CM
160-0012-00	INT2616	NP	160-0054-00	82S115	CS	160-0100-02	2708	CR	160-0151-00	82S181N	CM
160-0012-01	S6831B	NP	160-0055-00	82S115	CS	160-0101-00	C2708	NP	160-0151-01	82S181	CM
160-0012-02	INT2616	NP	160-0056-00	5604	CS	160-0101-01	C2708	NP	160-0152-00	52030	CM
160-0012-03	68A316	NP	160-0057-00	5604	CS	160-0101-02	2708	CR	160-0153-00	2716	CM
160-0012-04	2716	CR	160-0058-00	5604	CS	160-0102-00	C2708	PP	160-0154-00	DM8598	CR
160-0013-00	2708	DL	160-0059-00	5604	CS	160-0102-01	C2708	NP	160-0155-00	DM8598	CR
160-0013-01	AMD9208	NP	160-0060-00	5604	CS	160-0102-02	2708	CR	160-0156-00	DM8598	CR
160-0013-02	2607	NP	160-0061-00	5604	CS	160-0103-00	IM5610	CR	160-0157-00	5610	CR
160-0013-03	68A308	CR	160-0062-00	5604	CS	160-0104-00	IM5610	CR	160-0158-00	5610	CR
160-0014-00	2708	DL	160-0063-00	5604	CS	160-0105-00	10139	CR	160-0159-00	93427	CR
160-0014-01	AMD9208	NP	160-0064-00	5604	CS	160-0106-00	10139	CR	160-0160-00	INT2716	NP
160-0014-02	2607	NP	160-0065-00	5604	CS	160-0107-00	10139	CR	160-0160-01	MCM68316E	LS
160-0014-03	68A308	NP	160-0066-00	5604	CS	160-0108-00	IM5610	CR	160-0161-00	INT2716	NP
160-0014-04	2708	CR	160-0067-00	5604	CS	160-0109-00	IM5910	PP	160-0161-01	MCM68316E	LS
160-0015-00	2708	DL	160-0068-00	5604	CS	160-0109-01	IM5610	CR	160-0162-00	2616	NP
160-0015-01	AMD9208	NP	160-0069-00	5604	CS	160-0110-00	IM5610	DL	160-0162-01	68A316	CR
160-0015-02	2708	NP	160-0070-00	5604	NP	160-0111-00	IM5610	PP	160-0163-00	2716	NP
160-0015-03	68A308	CR	160-0070-01	2607	NP	160-0111-01	IM5610	NP	160-0163-01	2716	OT
160-0016-00	2708	DL	160-0070-02	2607	NP	160-0111-02	5610	CR	160-0164-00	2716	NP
160-0016-01	AMD9208	NP	160-0070-03	2607	CM	160-0112-00	IM5610	NP	160-0164-01	2716	OT
160-0016-02	2708	NP	160-0070-04	2708	CR	160-0112-01	2716	NP	160-0165-00	2716	NP
160-0016-03	68A308	CR	160-0071-00	2607	CM	160-0112-02	68316	DL	160-0165-01	2716	NP
160-0017-00	TM2716	NP	160-0072-00	MM16306-1	DL	160-0112-03	82716	CR	160-0166-00	2716	OT
160-0017-01	2716	NP	160-0073-00	MM16306-1	DL	160-0113-00	2708	CM	160-0166-01	2716	OT
160-0017-02	TMS2716JL	CS	160-0074-00	MM16306-1	DL	160-0114-00	2708	CM	160-0167-00	2716	NP
160-0018-00	TM2716	NP	160-0075-00	MM16306-1	DL	160-0115-00	2708	CM	160-0167-01	2716	OT
160-0018-01	2716	NP	160-0076-00	MM16306-1	DL	160-0116-00	2616	OT	160-0168-00	2716	NP
160-0018-02	TMS2716JL	CS	160-0077-00	MM16306-1	DL	160-0117-00	2616	OT	160-0168-01	2716	OT
160-0019-00	TM2716	NP	160-0078-00	MM16306-1	DL	160-0118-00	2S115	CS	160-0169-00	82S2708	CM
160-0019-01	2716	CS	160-0079-00	MM16306-1	DL	160-0119-00	2716	CM	160-0170-00	2708	CM
160-0020-00	TM2716	NP	160-0080-00	MM16306-1	DL	160-0120-00	93427	CR	160-0171-00	2708	CM
160-0020-01	2716	CS	160-0081-00	MM16306-1	DL	160-0121-00	93427	NP	160-0172-00	2708	CM
160-0021-00	2616	DL	160-0082-00	MM16306-1	CR	160-0121-01	2616	CR	160-0173-00	2708	CM
160-0022-00	27L508	CM	160-0083-00	82S185	PP	160-0122-00	IM5610	NP	160-0174-00	2708	OT
160-0022-01	74S188	CM	160-0083-01	82S185	CR	160-0122-01	5610	CR	160-0175-00	2708	OT

PROGRAMMED INTEGRATED CIRCUIT PART NUMBER INDEX

PART NUMBER	MFR'S PART NO.	SS ST	PART NUMBER	MFR'S PART NO.	SS ST	PART NUMBER	MFR'S PART NO.	SS ST	PART NUMBER	MFR'S PART NO.	SS ST
160-0176-00	2708	OT	160-0232-01	82S181	NP	160-0266-02	36000	NP	160-0300-00	2716	DL
160-0177-00	2708	OT	160-0232-02	5200	CS	160-0266-03	68B364L	OT	160-0301-00	2716	DL
160-0178-00	2708	OT	160-0233-00	82S181	NP	160-0267-00	36000	NP	160-0302-00	2716	DL
160-0179-00	2708	OT	160-0233-01	N82181F	CS	160-0267-01	36000P-4	NP	160-0303-00	2716	DL
160-0180-00	2708	OT	160-0234-00	2632	NP	160-0267-02	MK36000P/J-4	OT	160-0304-00	2716	DL
160-0181-00	93427	CM	160-0234-01	2632	DL	160-0268-00	36000	NP	160-0305-00	2716	DL
160-0182-00	82S2708	NP	160-0235-00	2632	DL	160-0269-00	TM2716	NP	160-0306-00	2716	NP
160-0183-00	82S2708	NP	160-0236-00	2632	CR	160-0269-01	2716	DL	160-0306-01	2716	NP
160-0183-01	2708	CR	160-0237-00	2632	NP	160-0269-02	TMS2716	CR	160-0306-02	2716	NP
160-0184-00	82S2708	CR	160-0237-01	2632	CR	160-0270-00	82S2708	CM	160-0306-03	2716	CM
160-0185-00	82S2708	DL	160-0238-00	2632	NP	160-0271-00	82S2708	CM	160-0307-00	2716	NP
160-0185-01	2708	NP	160-0238-01	2632	CR	160-0272-00	82S2708	NP	160-0307-01	2716	NP
160-0185-02	2708	NP	160-0238-02	HN462532	CR	160-0272-01	82S2708	CR	160-0307-02	2716	CM
160-0185-03	2708	CR	160-0239-00	2632	CS	160-0272-02	N82S2708E	CM	160-0307-03	2716	CR
160-0186-00	2616	NP	160-0239-01	2632	NP	160-0273-00	2708	NP	160-0308-00	2716	NP
160-0186-02	68A316	CR	160-0239-03	HN462532	CR	160-0273-01	2708	NP	160-0308-01	2716	NP
160-0187-00	2616	NP	160-0240-00	2632	CR	160-0273-02	2708	NP	160-0308-02	2716	NP
160-0187-01	68A31F	CR	160-0241-00	2632	CS	160-0273-03	2708	CM	160-0309-00	2716	NP
160-0188-00	2616	DL	160-0241-01	HN462532	DL	160-0273-04	2708	CR	160-0309-01	2716	NP
160-0189-00	2616	DL	160-0241-02	HN462532	CR	160-0274-00	2708	NP	160-0309-02	2716	NP
160-0190-00	2607	DL	160-0242-00	2632	NP	160-0274-01	2708	NP	160-0309-03	2716	MP
160-0191-00	2716	CM	160-0242-01	2632	CS	160-0274-02	2708	CM	160-0309-04	2716	CR
160-0192-00	2716	CM	160-0242-02	HN462532	CR	160-0274-03	2708	CR	160-0310-00	82S181	NP
160-0193-00	2716	CM	160-0243-00	2616	CR	160-0274-04	2708	MP	160-0310-01	82S181	DL
160-0194-00	2716	CM	160-0244-00	5200	NP	160-0275-00	74S471	CS	160-0310-02	82S181	NP
160-0195-00	IM5610	CR	160-0244-01	5200	CS	160-0275-01	82S115	CR	160-0310-03	82S181	CS
160-0196-00	2708	PP	160-0245-00	5200	NP	160-0276-00	82S2708	NP	160-0311-00	5200	NP
160-0197-00	2708	PP	160-0246-00	5200	NP	160-0276-01	82S2708	CR	160-0311-01	52S046	DL
160-0198-00	2708	PP	160-0246-01	5200	NP	160-0276-02	N82S2708E	CM	160-0311-02	5200	NP
160-0199-00	2708	PP	160-0246-02	5200	CS	160-0277-00	82S2708	NP	160-0311-03	5200	CS
160-0200-00	2708	PP	160-0247-00	82S115N	CM	160-0277-01	82S2708	CR	160-0312-00	82S2708	CM
160-0201-00	2616	DL	160-0248-00	82S115	CM	160-0277-02	N82S2708E	CM	160-0313-00	82S2708	CM
160-0202-00	2607	DL	160-0249-00	5200	CM	160-0278-00	MK36000	CR	160-0314-00	2716	OT
160-0203-00	INT2716	CM	160-0249-01	5200	CM	160-0279-00	MK36000	NP	160-0315-00	2716	OT
160-0204-00	63S141J	CR	160-0250-00	82S181	CM	160-0280-00	2632	DL	160-0316-00	2716	NP
160-0204-01	63S141J	CR	160-0250-01	82S181	CM	160-0280-01	2632	CR	160-0316-01	2716	NP
160-0205-00	2716	CM	160-0251-00	2716	OT	160-0280-02	HN462532	CR	160-0317-00	2716	NP
160-0206-00	2716	CM	160-0252-00	2716	OT	160-0281-00	82S107	NP	160-0317-01	2716	NP
160-0206-01	2716	CM	160-0253-00	2716	NP	160-0281-01	82S107	NP	160-0318-00	2716	NP
160-0207-00	2716	CM	160-0253-01	68A316EP	OT	160-0281-02	82S107	NP	160-0318-01	2716	NP
160-0208-00	82S115	CR	160-0254-00	2708	CM	160-0281-03	82S107	CM	160-0319-00	2716	NP
160-0209-00	82S115	DL	160-0255-00	2708	CM	160-0281-04	82S107	CR	160-0319-01	2716	NP
160-0209-01	82S115	CR	160-0256-00	2708	CM	160-0281-05	82S107	MP	160-0319-02	2716	CS
160-0210-00	IM5610	CR	160-0257-00	3624-4	DL	160-0282-00	82S107	NP	160-0320-00	2716	NP
160-0211-00	2332	CM	160-0258-00	82S181	CR	160-0282-01	82S107	NP	160-0320-01	2716	NP
160-0212-00	2332	CM	160-0258-01	82S181	CS	160-0282-02	82S107	NP	160-0321-00	2716	NP
160-0213-00	2716	NP	160-0259-00	5200	NP	160-0282-03	82S107	CM	160-0321-01	2716	NP
160-0213-01	2716	DL	160-0259-01	5200	CS	160-0282-04	82S107	CM	160-0322-00	2716	NP
160-0213-02	TMS2716	CR	160-0260-00	36000	NP	160-0283-00	82S2708	CM	160-0322-01	2716	NP
160-0214-00	2716	NP	160-0260-01	36000P-4	NP	160-0284-00	82S2708	CM	160-0323-00	2716	NP
160-0214-01	TMS2716	CR	160-0260-02	MK36000P-4	OT	160-0285-00	82S181	DL	160-0323-01	2716	NP
160-0215-00	5203	CM	160-0260-03	68B364L	PP	160-0285-01	82S181F	CM	160-0324-00	74S471	CR
160-0215-01	5203Q	CM	160-0261-00	36000	NP	160-0286-00	5200	DL	160-0324-01	74S471S	PP
160-0216-00	5203	CM	160-0261-01	36000P-4	NP	160-0287-00	5200	CM	160-0325-00	74S288	CR
160-0216-01	5203Q	CM	160-0261-02	MK36000P-4	OT	160-0287-01	5200	CM	160-0326-00	74S288	CR
160-0217-00	5203	CM	160-0261-03	68B364L	PP	160-0288-00	82S181	CM	160-0327-00	74S288	CR
160-0217-01	5203Q	CM	160-0262-00	36000	PP	160-0289-00	2716	DL	160-0328-00	68316E	LS
160-0218-00	5203	CM	160-0262-01	36000P-4	NP	160-0290-00	2716	DL	160-0329-00	68316E	LS
160-0218-01	5203Q	CM	160-0262-02	MK36000P/J-4	OT	160-0291-00	2716	DL	160-0330-00	68316E	LS
160-0219-00	5203	CM	160-0262-03	68B364L	PP	160-0291-01	TMS2716	DL	160-0331-00	68316E	LS
160-0219-01	5203Q	CM	160-0263-00	36000	NP	160-0291-02	TMS2716JL	CM	160-0332-00	82S181	OT
160-0220-00	IM5610	CR	160-0263-01	36000P-4	NP	160-0292-00	2716	DL	160-0333-00	82S181	OT
160-0221-00	IM5610	NP	160-0263-02	36000	NP	160-0292-01	TMS2716	DL	160-0334-00	82S181	OT
160-0221-01	5610	CR	160-0263-03	MK36000P/J-4	OT	160-0292-02	TMS2716JL	CM	160-0335-00	82S181	OT
160-0222-00	IM5610	CR	160-0263-04	68B364L	PP	160-0293-00	2716	DL	160-0336-00	82S2708	OT
160-0223-00	IM5610	CR	160-0264-00	36000	NP	160-0293-01	TMS2716	DL	160-0337-00	82S2708	OT
160-0224-00	2716	CR	160-0264-01	36000P-4	NP	160-0294-00	2716	DL	160-0338-00	82S2708	OT
160-0225-00	2716	CR	160-0264-02	MK36000P/J-4	OT	160-0294-01	TMS2716JL	DL	160-0339-00	74S288	OT
160-0226-00	2716	CR	160-0264-03	68B364L	PP	160-0295-00	2716	CR	160-0340-00	74S471	NP
160-0227-00	IM5610	CR	160-0265-00	36000	NP	160-0296-00	2716	DL	160-0340-01	74S471	NP
160-0228-00	2716	CR	160-0165-01	36000P-4	NP	160-0297-00	2716	CR	160-0340-02	74S471	NP
160-0229-00	2732A-3	CM	160-0265-02	MK36000P/J-4	OT	160-0297-01	TMS2716	DL	160-0340-03	74S471	NP
160-0230-00	93427	CR	160-0265-03	68B364L	PP	160-0298-00	2716	CR	160-0340-04	18S22	NP
160-0231-00	82S181	NP	160-0266-00	36000	NP	160-0298-01	TMS2716	DL	160-0340-05	18S22	NP
160-0231-01	82S181	CS	160-0266-01	36000P-4	NP	160-0299-00	2716	DL	160-0340-06	18S22	CR

PROGRAMMED INTEGRATED CIRCUIT PART NUMBER INDEX

PART NUMBER	MFR'S PART NO.	ST	PART NUMBER	MFR'S PART NO.	ST	PART NUMBER	MFR'S PART NO.	ST	PART NUMBER	MFR'S PART NO.	ST
160-0341-00	74S471	NP	160-0388-00	82S2708	CR	160-0427-01	2732	NP	160-0466-00	2716	NP
160-0341-01	74S471	NP	160-0390-00	82S2708	CR	160-0427-02	2732	CR	160-0466-01	2716	CR
160-0341-02	74S471	NP	160-0391-00	5610	CR	160-0428-00	2332	NP	160-0467-00	2716	NP
160-0341-03	18S22	NP	160-0392-00	5610	CR	160-0428-01	2732	NP	160-0467-01	2716	CR
160-0341-04	18S22	NP	160-0393-00	5610	CR	160-0428-02	2732	CR	160-0468-00	6353-1	CR
160-0341-05	18S22	CR	160-0394-00	5610	CR	160-0429-00	2332	NP	160-0469-00	6353-1	CR
160-0342-00	68A308	CR	160-0395-00	2708	NP	160-0429-01	2732	CR	160-0470-00	6353-1	CR
160-0342-01	68A308	CR	160-0395-01	2708	NP	160-0429-02	2732	NP	160-0471-00	93427	CR
160-0343-00	9208	NP	160-0395-02	2708	NP	160-0430-00	2332	NP	160-0471-01	6353-1	CR
160-0343-01	9208	CR	160-0395-03	2708	NP	160-0430-01	2732	NP	160-0472-00	93427	CR
160-0344-00	5200	CM	160-0395-04	2708	CR	160-0430-02	2732	NP	160-0473-00	93427	CR
160-0345-00	2716	CM	160-0396-00	1M5200	DL	160-0431-00	2332	CR	160-0474-00	93427	CR
160-0346-00	82S181	CM	160-0397-00	82S291	DL	160-0431-01	2732	PP	160-0475-00	6353-1	CR
160-0347-00	2708	CS	160-0398-00	82S129	CR	160-0431-02	2732	CR	160-0476-00	6353-1	CR
160-0348-00	MK36000	NP	160-0399-00	82S2708	NP	160-0432-00	2332	NP	160-0477-00	93427	CR
160-0349-00	82S181	CM	160-0399-01	82S2708	CR	160-0432-01	2732	PP	160-0478-00	6353-1	CR
160-0350-00	82S181	CM	160-0399-02	82S2708	DL	160-0432-02	2732	CR	160-0479-00	6353-1	CR
160-0350-01	82S181	CM	160-0400-00	82S2708	CR	160-0433-00	2332	NP	160-0480-00	6353-1	CR
160-0350-02	82S181	CM	160-0401-00	82S2708	DL	160-0433-01	2732	PP	160-0480-01	6353-1J	CR
160-0351-00	82S181	CM	160-0402-00	82S2708	DL	160-0433-02	2732	CR	160-0481-00	6353-1	CR
160-0352-00	5200	CM	160-0403-00	82S100	CR	160-0434-00	2332	NP	160-0482-00	6353-1	CR
160-0353-00	5200	CM	160-0404-00	MCM68A308	PP	160-0434-01	2732	PP	160-0483-00	6353-1	CR
160-0353-01	5200	CM	160-0405-00	8048	DL	160-0434-02	2732	CR	160-0484-00	93427	CR
160-0353-02	5200	CM	160-0406-00	5610	CM	160-0435-00	2332	DL	160-0485-00	93427	CR
160-0354-00	82S181	NP	160-0407-00	2718	CM	160-0436-00	2332	DL	160-0486-00	93427	CR
160-0354-01	N82S181F	CS	160-0408-00	36000	CR	160-0437-00	2332	DL	160-0487-00	2716	CR
160-0355-00	5200	NP	160-0409-00	36000	CR	160-0438-00	2332	DL	160-0487-01	2716	CR
160-0355-01	5200	CS	160-0410-00	36000	CR	160-0439-00	2332	DL	160-0488-00	2716	CR
160-0356-00	2708	CS	160-0411-00	36000	CR	160-0400-00	2332	DL	160-0488-01	2716	CR
160-0357-00	5610	CR	160-0412-00	2332	CR	160-0441-00	2332	DL	160-0489-00	2716	CR
160-0358-00	MK36000P-4	CR	160-0413-00	2332	NP	160-0442-00	2332	DL	160-0489-01	2716	CR
160-0359-00	MK36000P-4	CR	160-0413-01	2732	PP	160-0443-00	2332	DL	160-0490-00	2716	PP
160-0360-00	MK36000P-4	CR	160-0413-02	2732	CR	160-0444-00	2332	DL	160-0491-00	2716	DL
160-0361-00	MK36000P-4	CR	160-0413-03	2732	PP	160-0445-00	82S107	NP	160-0492-00	2716	DL
160-0362-00	6831	CR	160-0414-00	2332	NP	160-0445-01	82S107	CR	160-0493-00	82S115	CR
160-0363-00	74S288	CR	160-0414-01	2732	PP	160-0446-00	93427	CM	160-0494-00	2708	CM
160-0364-00	74S288	CR	160-0414-02	2732	CR	160-0447-00	2716	NP	160-0495-00	2716	CM
160-0365-00	2716	PP	160-0414-03	2732	PP	160-0447-01	2716	NP	160-0496-00	2708	CM
160-0366-00	2716	PP	160-0415-00	2332	NP	160-0447-02	2716	CR	160-0497-00	2708	CM
160-0367-00	68A308	CR	160-0415-01	2732	NP	160-0448-00	2716	NP	160-0498-00	6353-1	DL
160-0367-01	MCM68A308	CR	160-0415-02	2732	CR	160-0448-01	2716	CR	160-0499-00	6353-1	DL
160-0368-00	2716	PP	160-0416-00	2332	NP	160-0449-00	2716	NP	160-0500-00	6353-1	CR
160-0369-00	2716	PP	160-0416-01	2732	NP	160-0449-01	2716	NP	160-0501-00	6353-1	CR
160-0370-00	2716	PP	160-0416-02	2732	CR	160-0449-02	2716	NP	160-0502-00	6353-1	CR
160-0371-00	2332	CS	160-0417-00	2332	NP	160-0449-03	2716	CR	160-0503-00	6353-1	CR
160-0372-00	2332	CS	160-0417-01	2732	PP	160-0450-00	2716	NP	160-0504-00	6353-1	CR
160-0373-00	2332	CS	160-0417-02	2732	CR	160-0450-01	2716	NP	160-0505-00	6353-1	CR
160-0374-00	2332	CS	160-0418-00	2332	NP	160-0450-02	2716	NP	160-0506-00	6353-1	CR
160-0375-00	2332	CS	160-0418-01	2732	PP	160-0450-03	2716	CR	160-0407-00	6353-1	CR
160-0376-00	2332	CS	160-0418-02	2732	CR	160-0451-00	2716	NP	160-0508-00	6353-1	CR
160-0377-00	8192	CR	160-0419-00	2332	NP	160-0451-01	2716	CR	160-0509-00	6353-1	CR
160-0378-00	8192	CR	160-0419-01	2732	NP	160-0452-00	2716	NP	160-0510-00	6353-1	CR
160-0379-00	82S107	NP	160-0419-02	2732	CR	160-0452-01	2716	CR	160-0511-00	6353-1	CR
160-0379-01	82S107	NP	160-0420-00	2332	NP	160-0453-00	2716	NP	160-0512-00	6353-1	CR
160-0379-02	82S107	NP	160-0420-01	2732	NP	160-0453-01	2716	NP	160-0513-00	6353-1	CR
160-0379-03	82S107	NP	160-0420-02	2732	CR	160-0453-02	2716	CR	160-0514-00	6353-1	CR
160-0379-04	82S107	NP	160-0421-00	2332	NP	160-0454-00	2716	NP	160-0515-00	6353-1	CR
160-0379-05	82S107	CR	160-0421-01	2732	PP	160-0454-01	2716	NP	160-0516-00	6353-1	CR
160-0380-00	82S107	NP	160-0421-02	2732	CR	160-0454-02	2716	CR	160-0517-00	6353-1	CR
160-0380-01	82S107	NP	160-0422-00	2332	NP	160-0455-00	2716	NP	160-0518-00	6353-1	CR
160-0380-02	82S107	NP	160-0422-01	2732	PP	160-0455-01	2716	CR	160-0519-00	6353-1	CR
160-0380-03	82S107	NP	160-0422-02	2732	CR	160-0456-00	2716	NP	160-0520-00	6353-1	CR
160-0380-04	82S107	NP	160-0423-00	2332	NP	160-0456-01	2716	CR	160-0521-00	6353-1	CR
160-0380-05	82S107	CR	160-0423-01	2732	PP	160-0457-00	2716	NP	160-0522-00	6353-1	CR
160-0381-00	2716	NP	160-0423-02	2732	CR	160-0457-01	2716	NP	160-0523-00	6353-1	CR
160-0382-00	2716	NP	160-0424-00	2332	NP	160-0457-02	2716	CR	160-0524-00	6353-1	CR
160-0382-01	82S107	CR	160-0424-01	2732	PP	160-0458-00	5610	PP	160-0525-00	6353-1	CR
160-0383-00	2716	NP	160-0424-02	2732	CR	160-0459-00	36000P-5	NP	160-0526-00	6353-1	CR
160-0383-01	2716	CR	160-0425-00	2332	NP	160-0459-01	MK36000P/J-5	CR	160-0527-00	6353-1	CR
160-0383-02	82716	MP	160-0425-01	2732	NP	160-0460-00		DL	160-0528-00	6353-1	CR
160-0384-00	2708	CR	160-0425-02	2732	CR	160-0461-00		DL	160-0529-00	6353-1	CR
160-0385-00	82S2708	CR	160-0426-00	2332	NP	160-0462-00	2716	OT	160-0530-00	6353-1	CR
160-0386-00	82S2708	NP	160-0426-01	2732	NP	160-0463-00	2716	OT	160-0531-00	6353-1	CR
160-0386-01	82S2708	CR	160-0426-02	2732	CR	160-0464-00	2716	PP	160-0532-00	6353-1	CR
160-0387-00	82S2708	CR	160-0427-00	2332	NP	160-0465-00	2716	PP	160-0533-00	6353-1	CR
160-0388-00	82S2708	CR							160-0534-00	6353-1	CR
									160-0535-00	6353-1	CR
									160-0536-00	6353-1	CR
									160-0537-00	6353-1	CR
									160-0538-00	6353-1	CR

PROGRAMMED INTEGRATED CIRCUIT PART NUMBER INDEX

PART NUMBER	MFR'S PART. NO.	SS ST	PART NUMBER	MFR'S PART NO.	SS ST	PART NUMBER	MFR'S PART NO.	SS ST	PART NUMBER	MFR'S PART NO.	SS ST
160-0539-00	6353-1	CR	160-0604-00	2732A	CR	160-0678-00	6353-1	CR	160-0743-00	S6831B	CR
160-0540-00	6353-1	PP	160-0605-00	2716	PP	160-0679-00	6353-1	CR	160-0744-00	S6831B	NP
160-0541-00	6353-1	PP	160-0606-00	2716	PP	160-0680-00	6353-1	CR	160-0744-01	2716	CR
160-0542-00	6353-1	DL	160-0607-00	2716	PP	160-0681-00	6353-1	CR	160-0745-00	S6831B	NP
160-0543-00	2716	NP	160-0608-00	2716	PP	160-0682-00	6353-1	DL	160-0745-01	2716	CR
160-0543-01	2732	PP	160-0609-00	2716	PP	160-0683-00	6353-1	DL	160-0746-00	S6831B	DL
160-0543-02	2732	CR	160-0610-00	2716	PP	160-0684-00	6353-1	DL	160-0746-01	2716	NP
160-0544-00	2716	NP	160-0611-00	2716	PP	160-0685-00	6353-1	DL	160-0746-02	2716	CR
160-0544-01	2732	PP	160-0612-00	6353-1	DL	160-0686-00	6353-1	DL	160-0747-00	S6831B	DL
160-0544-02	2732	CR	160-0613-00	6353-1	DL	160-0687-00	6353-1	DL	160-0747-01	2716	CR
160-0545-00	2716	NP	160-0614-00	6353-1	DL	160-0688-00	6353-1	DL	160-0748-00	S6831B	CR
160-0545-01	2732	PP	160-0615-00	6353-1	CR	160-0689-00	6353-1	DL	160-0749-00	AMI6831B	CR
160-0545-02	2732	PP	160-0616-00	6353-1	CR	160-0690-00	6353-1	DL	160-0750-00	AMI6831BEC	CR
160-0546-00	2716	NP	160-0617-00	6353-1	CR	160-0691-00	6353-1	DL	160-0751-00	N82S115N	CR
160-0546-01	2732	PP	160-0618-00	6353-1	CR	160-0692-00	6353-1	DL	160-0752-00	2716	CR
160-0546-02	2732	PP	160-0619-00	6353-1	CR	160-0693-00	6353-1	DL	160-0753-00	2716	CR
160-0547-00	2716	CR	160-0620-00	6353-1	CR	160-0694-00	6353-1	DL	160-0754-00	2716	CR
160-0548-00	2716	CR	160-0621-00	6353-1	CR	160-0695-00	6353-1	DL	160-0755-00	N82S115N	CR
160-0549-00	2716	CR	160-0622-00	6353-1	CR	160-0696-00	6353-1	DL	160-0756-00	N82S115N	CR
160-0550-00	2716	CR	160-0623-00	6353-1	CR	160-0697-00	6353-1	DL	160-0757-00	2708	CR
160-0551-00	2716	CR	160-0624-00	6353-1	CR	160-0698-00	6353-1	DL	160-0758-00	N82S115N	CR
160-0552-00	2716	CR	160-0625-00	6353-1	CR	160-0699-00	6353-1	DL	160-0759-00	MK36000P/J-5	NP
160-0553-00	2716	CR	160-0626-00	6353-1	CR	160-0700-00	6353-1	DL	160-0759-01	MK36000P/J-5	CR
160-0554-00	2716	CR	160-0627-00	6353-1	CR	160-0701-00	6353-1	DL	160-0760-00	INT2716	OT
160-0555-00	2716	CR	160-0628-00	6353-1	CR	160-0702-00	6353-1	CR	160-0761-00	INT2716	OT
160-0556-00	2716	CR	160-0629-00	6353-1	CR	160-0703-00	6353-1	CR	160-0762-00	S6831B	NP
160-0557-00	2716	CR	160-0630-00	6353-1	CR	160-0704-00	6353-1	CR	160-0762-01	2716	CR
160-0558-00	2716	CR	160-0631-00	6353-1	CR	160-0705-00	6353-1	CR	160-0763-00	INT2716	OT
160-0559-00	2716	CR	160-0632-00	6353-1	CR	160-0706-00	6353-1	CM	160-0764-00	INT2716	OT
160-0560-00	2716	CR	160-0633-00	6353-1	CR	160-0706-01	TMS2716	CM	160-0765-00	INT2716	OT
160-0561-00	2716	CR	160-0634-00	6353-1	CR	160-0707-00	2716	CM	160-0766-00	MK36000P-4	DL
160-0562-00	2716	CR	160-0635-00	6353-1	CR	160-0707-01	TMS2716	CM	160-0767-00	MK36000P-5	DL
160-0563-00	2716	CR	160-0636-00	6353-1	CR	160-0708-00	2716	CM	160-0768-01	NEC2316EC-757	SC
160-0564-00	2716	CR	160-0637-00	6353-1	CR	160-0708-01	TMS2716	CM	160-0771-00	INTB2716	SC
160-0565-00	2716	CR	160-0638-00	6353-1	CR	160-0709-00	TMS2716	CM	160-0771-01	2716	CR
160-0566-00	2716	CR	160-0639-00	6353-1	CR	160-0709-01	TM2716	CM	160-0772-00	INTB2716	PP
160-0567-00	2716	CR	160-0640-00	6353-1	CR	160-0710-00	82S2708	CM	160-0772-01	2716	CR
160-0568-00	2716	CR	160-0641-00	6353-1	CR	160-0711-00	82S2708	CM	160-0773-00	INTB2716	PP
160-0569-00	2716	CR	160-0642-00	6353-1	CR	160-0712-00	82S2708	CM	160-0773-01	2716	CR
160-0570-00	2716	CR	160-0643-00	6353-1	CR	160-0713-00	82S2708	CM	160-0774-00	INTB2716	PP
160-0571-00	2716	CR	160-0644-00	6353-1	CR	160-0714-00	2708	CM	160-0774-01	2716	CR
160-0572-00	2716	CR	160-0645-00	6353-1	CR	160-0715-00	2708	CM	160-0775-00	INTB2716	PP
160-0573-00	2716	CR	160-0646-00	6353-1	CR	160-0716-00	2708	CM	160-0775-01	2716	CR
160-0574-00	2716	CR	160-0647-00	6353-1	CR	160-0717-00	2708	CM	160-0776-00	INTB2716	PP
160-0575-00	2716	CR	160-0648-00	6353-1	CR	160-0718-00	2632	OT	160-0776-01	2716	CR
160-0576-00	2716	CR	160-0649-00	6353-1	CR	160-0719-00	2632	OT	160-0777-00	INTB2716	PP
160-0577-00	2716	CR	160-0650-00	6353-1	PP	160-0720-00	2716	PP	160-0777-01	2716	CR
160-0578-00	2716	CR	160-0651-00	6353-1	PP	160-0721-00	74S472	DL	160-0778-00	INTB2716	PP
160-0579-00	2716	CR	160-0652-00	6353-1	PP	160-0722-00	2761	CR	160-0778-01	2716	CR
160-0580-00	2716	CR	160-0653-00	6353-1	PP	160-0723-00	2761	CM	160-0779-00	INTB2716	PP
160-0580-01	2732	PP	160-0654-00	6353-1	PP	160-0724-00	2708	CR	160-0779-01	2716	CR
160-0580-02	82S107	PP	160-0655-00	6353-1	CR	160-0725-00	IM5200	CM	160-0780-00	INTB2716	PP
160-0581-00	2732A-3	CR	160-0656-00	6353-1	CR	160-0725-01	5200	CM	160-0780-01	2716	CR
160-0582-00	2732A-3	CR	160-0657-00	6353-1	CR	160-0726-00	82S181	CM	160-0781-00	INTB2716	CR
160-0583-00	2732A-3	CR	160-0657-02	10144	CR	160-0726-01	82S2708	CM	160-0782-00	INTB2716	CR
160-0584-00	2732A-3	CR	160-0658-00	6353-1	CR	160-0727-00	5610	CR	160-0783-00	INTB2716	PP
160-0585-00	2732A-3	CR	160-0659-00	6353-1	CR	160-0728-00	INT2716	NP	160-0783-01	2716	CR
160-0586-00	2732A-3	CR	160-0660-00	6353-1	CR	160-0728-01	2716	CR	160-0784-00	INTB2716	CR
160-0587-00	2732A-3	CR	160-0661-00	6353-1	CR	160-0729-00	2708	CS	160-0785-00	INTB2716	PP
160-0588-00	2732A-3	CR	160-0662-00	6353-1	CR	160-0730-00	MM5241	OB	160-0785-01	2716	CR
160-0589-00	2732A-3	CR	160-0663-00	6353-1	CR	160-0731-00	2732	DL	160-0786-00	IM5610CDE	CR
160-0590-00	2732A-3	CR	160-0664-00	6353-1	CR	160-0731-01	2732	CR	160-0787-00	INTB2716	PP
160-0591-00	2732A-3	CR	160-0665-00	6353-1	CR	160-0732-00	2716	NP	160-0787-01	2716	CR
160-0592-00	2732A-3	CR	160-0666-00	6353-1	CR	160-0733-01	2716	CR	160-0788-00	INTB2716	PP
160-0593-00	2732A-3	CR	160-0667-00	6353-1	CR	160-0734-02	82716	MP	160-0788-01	2716	CR
160-0594-00	2732A-3	CR	160-0668-00	6353-1	CR	160-0734-00	6349-1J	CR	160-0789-00	INTB2716	CR
160-0595-00	2732A-3	CR	160-0669-00	6353-1	CR	160-0735-00	6349-1J	NP	160-0790-00	INTB2716	CR
160-0596-00	2732A-3	CR	160-0670-00	6353-1	CR	160-0735-01	6349-1J	CR	160-0791-00	INTB2716	PP
160-0597-00	2732A-3	CR	160-0671-00	6353-1	CR	160-0736-00	6349-1J	CR	160-0792-00	INTB2716	PP
160-0598-00	2732A-3	CR	160-0672-00	6353-1	CR	160-0737-00	6349-1J	NP	160-0793-00	IM5610	DL
160-0599-00	2732A-3	CR	160-0673-00	6353-1	CR	160-0737-01	6349-1J	CR	160-0794-00	IM5610	PP
160-0600-00	2732A-3	CR	160-0674-00	6353-1	CR	160-0738-00	6349-1J	CR	160-0795-00	IM5610	PP
160-0601-00	2732A	CR	160-0675-00	6353-1	CR	160-0739-00	82S115N	DL	160-0796-00	6500/1	CR
160-0602-00	2732A	CR	160-0676-00	6353-1	CR	160-0740-00	2708	CM	160-0798-00	2705	CM
160-0603-00	2732A	CR	160-0677-00	6353-1	CR	160-0741-00	2708	CM	160-0799-00	2708	CM
						160-0742-00	2708	CM			

PROGRAMMED INTEGRATED CIRCUIT PART NUMBER INDEX

PART NUMBER	MFR'S PART NO.	SS ST	PART NUMBER	MFR'S PART NO.	SS ST	PART NUMBER	MFR'S PART NO.	SS ST	PART NUMBER	MFR'S PART NO.	SS ST
160-0800-00	2708	CM	160-0854-00	82716	CR	160-0909-00	MK36000P-5	CR	160-0958-02	D2732A-3	PP
160-0801-00	2732	NP	160-0854-01	6831	PP	160-0910-00	MK36000P-5	CR	160-0959-00	2716	DL
160-0801-01	2732	CR	160-0855-00	18542	CR	160-0911-00	MK36000P-5	CR	160-0959-01	2732A-3	CR
160-0801-02	2332	DL	160-0856-00	93427	CR	160-0912-00	2716	CM	160-0959-02	D2732A-3	PP
160-0802-00	2332	NP	160-0857-00	2716	NP	160-0913-00	2716	CM	160-0960-00	2716	DL
160-0802-01	2732	CR	160-0857-01	82716	CR	160-0914-00	2716	NP	160-0960-01	2732A-3	CR
160-0803-00	MD36000P-5	CR	160-0858-00	2716	CR	160-0914-01	2732	PP	160-0960-02	D2732A-3	PP
160-0804-00	MK36000P-5	CR	160-0859-00	2716	CR	160-0914-02	2732	CR	160-0961-00	2732A-3	CR
160-0805-00	MK36000P-5	CR	160-0860-00	525046	DL	160-0915-00	2716	NP	160-0961-02	D2732A-3	PP
160-0806-00	MK36000P-5	DL	160-0861-00	5200	DL	160-0915-01	2732	PP	160-0962-00	2716	DL
160-0807-00	825181	CS	160-0862-00	8252708	CM	160-0915-02	2732	CR	160-0962-01	2732A-3	CR
160-0808-00	2332	DL	160-0863-00	825181	CM	160-0916-00	2716	CR	160-0962-02	D2732A-3	PP
160-0809-00	2716	OT	160-0864-00	2732	CR	160-0917-00	2716	CR	160-0963-00	2716	DL
160-0810-00	2716	OT	160-0865-00	2732	CM	160-0918-00	2716	OT	160-0963-01	2732A-3	CR
160-0811-00	2716	CR	160-0866-00	825181	CM	160-0919-00	2716	OT	160-0963-02	D2732A-3	PP
160-0812-00	2716	CR	160-0866-01	825181	CM	160-0920-00	2716	OT	160-0964-00	2716	DL
160-0813-00	2716	CR	160-0867-00	82716	CM	160-0921-00	2716	OT	160-0965-00	74S288	PP
160-0814-00	2716	PP	160-0867-01	2716	CM	160-0922-00	2716	CR	160-0966-00	2716	NP
160-0815-00	2716	PP	160-0868-00	82716	CM	160-0923-00	2716	PP	160-0966-01	2716	NP
160-0816-00	2716	CM	160-0868-01	2716	CM	160-0924-00	2716	PP	160-0966-02	2716	NP
160-0816-01	2716	CM	160-0869-00	825181	CM	160-0925-00	2716	DL	160-0966-03	2716834R01	CR
160-0817-00	2716	CM	160-0870-00	82716	CR	160-0926-00	2716	CR	160-0967-00	2716834R01	NP
160-0817-01	2716	CM	160-0871-00	2716	CM	160-0927-00	2716	CR	160-0967-01	2716834R01	DL
160-0818-00	36000P/J/N-5	CR	160-0872-00	2716	CM	160-0928-00	MK36000N-5	CR	160-0967-02	2716834R01	NP
160-0819-00	36000P/J/N-5	CR	160-0873-00	2716	CM	160-0928-01	MCM68764C/L	CR	160-0967-03	2716834R01	CR
160-0820-00	525046	CM	160-0874-00	2716	CM	160-0930-00	MK36000N-5	CR	160-0968-00	2716834R01	CR
160-0820-01	5200	CM	160-0875-00	2716	CM	160-0930-01	MCM68764C/L	CR	160-0969-00	2716	NP
160-0821-00	825181	CM	160-0876-00	INT2716	CR	160-0931-00	MK36000N-5	CR	160-0969-01	2716	CR
160-0821-01	825181	CM	160-0877-00	INT2716	CR	160-0931-01	MCM68764C/L	CR	160-0970-00	2332	DL
160-0822-00	725288	CR	160-0878-00	INT2716	CR	160-0932-00	MK36000N-5	CR	160-0970-01	2732A-3	CR
160-0823-00	825181	NP	160-0879-00	INT2716	CR	160-0933-00	2716	CR	160-0970-02	2732A-3	DL
160-0823-01	825181	CR	160-0880-00	INT2716	CR	160-0934-00	MCM688364	CR	160-0970-03	D2732A-3	PP
160-0824-00	3624-4	DL	160-0881-00	INT2716	CR	160-0935-00	MCM688364	CR	160-0971-00	2332	DL
160-0825-00	MK36000P-5	DL	160-0882-00	INT2716	CR	160-0936-00	MCM688364	CR	160-0971-01	2732A-3	CR
160-0826-00	36000N-5	CR	160-0883-00	INT2716	CR	160-0937-00		CR	160-0971-02	2732A-3	DL
160-0827-00	MK36000N-5	CR	160-0884-00	74S472	CR	160-0938-00		CR	160-0971-03	D2732A-3	DL
160-0828-00	MK36000N-5	CR	160-0885-00	5610	CR	160-0939-00	8252708	CM	160-0972-00	2332	DL
160-0829-00	MK36000N-5	CR	160-0886-00	2716	NP	160-0939-01	8252708	CM	160-0972-01	2732A-3	CR
160-0829-01	MCM6874C/L	CR	160-0886-01	2716	CR	160-0940-00	8252708	CM	160-0972-02	D2732A-3	PP
160-0830-00	MK36000N-5	CR	160-0886-02	2716	NP	160-0941-00	8252708	CM	160-0972-03	D2732A-3	MP
160-0831-00	MK36000N-5	PP	160-0886-03	2715	NP	160-0941-01	8252708	CM	160-0973-00	2332	DL
160-0832-00	MK36000N-5	CR	160-0886-04	2716	CR	160-0942-00	5200	CM	160-0973-01	2732A-3	CR
160-0833-00	IM5610	CR	160-0886-05	2716	CR	160-0943-00	5200	CM	160-0973-02	D2732A-3	MP
160-0834-00	74S288	CR	160-0887-01	2716	DL	160-0943-01	5200	CM	160-0973-03	D2732A-3	PP
160-0835-00	82716	CR	160-0887-02	2716	PP	160-0944-00	5200	CM	160-0974-00	D2732A-3	DL
160-0836-00	2732	NP	160-0888-01	2716	NP	160-0944-01	5200	CM	160-0974-01	D2732A-3	CR
160-0836-01	2716	PP	160-0888-02	2716	PP	160-0945-00	5200	CM	160-0974-02	D2732A-3	PP
160-0836-02	2732	DL	160-0889-00	5200	CM	160-0946-00	5200	CM	160-0975-00	2332	DL
160-0836-03	2732	NP	160-0889-01	5200	CM	160-0947-00	2716	NP	160-0975-01	2732A-3	CR
160-0836-04	2732	NP	160-0890-00	INT2716	DL	160-0947-01	2716	NP	160-0975-02	D2732A-3	PP
160-0836-05	2732	NP							160-0976-00	2332	DL
160-0836-06	2732	NP									
160-0836-07	2732	NP									
160-0836-08	2732	NP									
160-0836-09	2732	NP									
160-0836-10	2732	NP									
160-0836-11	2732	NP									
160-0836-12	2732	NP									
160-0836-13	2732	NP									
160-0836-14	2732	NP									
160-0836-15	2732	NP									
160-0836-16	2732	NP									
160-0836-17	2732	NP									
160-0836-18	2732	NP									
160-0836-19	2732	NP									
160-0836-20	2732	NP									
160-0836-21	2732	NP									
160-0836-22	2732	NP									
160-0836-23	2732	NP									
160-0836-24	2732	NP									
160-0836-25	2732	NP									
160-0836-26	2732	NP									
160-0836-27	2732	NP									
160-0836-28	2732	NP									
160-0836-29	2732	NP									
160-0836-30	2732	NP									
160-0836-31	2732	NP									
160-0836-32	2732	NP									
160-0836-33	2732	NP									
160-0836-34	2732	NP									
160-0836-35	2732	NP									
160-0836-36	2732	NP									
160-0836-37	2732	NP									
160-0836-38	2732	NP									
160-0836-39	2732	NP									
160-0836-40	2732	NP									
160-0836-41	2732	NP									
160-0836-42	2732	NP									
160-0836-43	2732	NP									
160-0836-44	2732	NP									
160-0836-45	2732	NP									
160-0836-46	2732	NP									
160-0836-47	2732	NP									
160-0836-48	2732	NP									
160-0836-49	2732	NP									
160-0836-50	2732	NP									
160-0836-51	2732	NP									
160-0836-52	2732	NP									
160-0836-53	2732	NP									
160-0836-54	2732	NP									
160-0836-55	2732	NP									
160-0836-56	2732	NP									
160-0836-57	2732	NP									
160-0836-58	2732	NP									
160-0836-59	2732	NP									
160-0836-60	2732	NP									
160-0836-61	2732	NP									
160-0836-62	2732	NP									
160-0836-63	2732	NP									
160-0836-64	2732	NP									
160-0836-65	2732	NP									
160-0836-66	2732	NP									
160-0836-67	2732	NP									
160-0836-68	2732	NP									
160-0836-69	2732	NP									
160-0836-70	2732	NP									
160-0836-71	2732	NP									
160-0836-72	2732	NP									
160-0836-73	2732	NP									
160-0836-74	2732	NP									
160-0836-75	2732	NP									
160-0836-76	2732	NP									
160-0836-77	2732	NP									
160-0836-78	2732	NP									
160-0836-79	2732	NP									
160-0836-80	2732	NP									

PROGRAMMED INTEGRATED CIRCUIT PART NUMBER INDEX

PART NUMBER	MFR'S PART NO.	SS ST	PART NUMBER	MFR'S PART NO.	SS ST	PART NUMBER	MFR'S PART NO.	SS ST	PART NUMBER	MFR'S PART NO.	SS ST
160-0984-02	D2732A-3	PP	160-1010-01	2732A-3	CR	160-1058-00	SYC2332	DL	160-1108-01	D2732/834RDA	NP
160-0985-00	2332	DL	160-1010-02	D2732A-3	DL	160-1059-00	93427	CR	160-1108-02	D2732	CR
160-0985-01	2732A-3	CR	160-1011-00	2332	DL	160-1060-00	93427	CR	160-1109-00	2732	NP
160-0985-02	D2732A-3	PP	160-1011-01	2732A-3	CR	160-1061-00	93427	CR	160-1109-01	D2732/834RDA	CR
160-0986-00	2332	DL	160-1011-02	D2732A-3	PP	160-1062-00	93427	CR	160-1110-00	2732	NP
160-0986-01	2732A-3	CR	160-1012-00	2332	DL	160-1063-00	93427	CR	160-1110-01	D2732/834RDA	CR
160-0986-02	D2732A-3	PP	160-1012-01	2732A-3	NP	160-1064-00	93427	CR	160-1111-00	2732	CR
160-0987-00	2332	DL	160-1012-02	D2732A-3	CR	160-1065-00	93427	CR	160-1112-00	AM27S29	CR
160-0987-01	2732A-3	CR	160-1012-03	D2732A-3	PP	160-1066-00	74S287/82S129	CR	160-1113-00	AM27S29	CR
160-0987-02	D2732A-3	PP	160-1013-00	2332	DL	160-1067-00	2716	CM	160-1114-00	AM27S29	CR
160-0988-00	2332	DL	160-1013-01	2732A-3	NP	160-1068-00	2716	CM	160-1115-00	AM27S29	CR
160-0988-01	2732A-3	CR	160-1013-03	D2732A-3	PP	160-1069-00	8755A	SC	160-1116-00	IM5610CDE	CR
160-0988-02	D2732A-3	PP	160-1014-00	2332	DL	160-1069-01	8755A	SC	160-1117-00	MCM68764C/L	CR
160-0989-00	2332	DL	160-1015-00	2332	DL	160-1070-00	8755A	SC	160-1118-00	93427	CR
160-0989-01	2732A-3	CR	160-1016-00	2332	DL	160-1070-01	8755A	SC	160-1119-00	2716	CM
160-0989-02	D2732A-3	PP	160-1017-00	2332	DL	160-1071-00	8755A	SC	160-1120-00	6353-1J	CR
160-0990-00	2332	DL	160-1018-00	2332	DL	160-1071-01	8755A	SC	160-1121-00	6353-1J	CR
160-0990-01	2732A-3	CR	160-1019-00	2332	DL	160-1072-00	8755A	SC	160-1122-00	6353-1J	CR
160-0991-00	2332	DL	160-1020-00	2332	DL	160-1072-01	8755A	SC	160-1123-00	6353-1J	CR
160-0991-01	2732A-3	CR	160-1021-00	2332	DL	160-1073-00	TPB18SA030	DL	160-1124-00	6353-1J	CR
160-0992-00	2332	DL	160-1023-00	INT2732	DL	160-1073-01	2716	DL	160-1125-00	6353-1J	CR
160-0992-01	2732A-3	CR	160-1023-01	2732	NP	160-1073-02	D2716-1	CR	160-1126-00	2732A-3	NP
160-0992-02	D2732A-3	PP	160-1023-02	D2732	CR	160-1074-00	TPB18SA030	DL	160-1126-01	D2732A-3	CS
160-0993-00	2332	DL	160-1024-00	2732	NP	160-1074-01	2716	DL	160-1127-00	2732A-3	NP
160-0993-01	2732A-3	CR	160-1025-00	2732	NP	160-1074-02	D2716-1	CR	160-1127-01	D2732A-3	CS
160-0993-02	D2732A-3	PP	160-1025-01	2732	NP	160-1075-00	IM5610	CR	160-1128-00	2732A-3	CS
160-0994-00	2332	DL	160-1025-02	2732/834R03	CR	160-1076-00	SYP2333	PP	160-1129-00	2732A-3	CS
160-0994-01	2732A-3	CR	160-1026-00	2716	DL	160-1076-01	2732	CR	160-1130-00	2732A-3	CS
160-0994-02	D2732A-3	PP	160-1026-01	2716	CR	160-1076-02	2732A-3	PP	160-1131-00	2732A-3	CS
160-0995-00	2332	DL	160-1027-00	INT2716	NP	160-1077-00	MK36000N-5	CR	160-1132-00	2732A-3	CS
160-0995-01	2732A-3	CR	160-1027-01	2716	NP	160-1078-00	MK36000P/J-4	NP	160-1133-00	2732A-3	CS
160-0995-02	D2732A-3	PP	160-1027-02	2732	NP	160-1078-01	MK36000N-5	CR	160-1134-00	2732A-3	NP
160-0996-00	2332	DL	160-1027-03	2732	NP	160-1079-00	2716	DL	160-1134-01	D2732A-3	CS
160-0996-01	2732A-3	CR	160-1028-00	INT2732/834R03	CR	160-1079-01	2716	CR	160-1135-00	2732A-3	DL
160-0996-02	D2732A-3	PP	160-1028-01	D2732	NP	160-1080-00	2716	CM	160-1135-01	D2732A-3	CS
160-0997-00	2332	DL	160-1029-00	INT2732	DL	160-1081-00	2732	NP	160-1135-20	2732A-3	DL
160-0997-01	2732A-3	CR	160-1030-00	INT2716	NP	160-1081-01	2732	CR	160-1136-00	2732A-3	NP
160-0997-02	D2732A-3	PP	160-1030-01	D2732	NP	160-1082-00	2732	NP	160-1136-01	D2732A-3	CS
160-0998-00	2332	DL	160-1030-02	2732/834R03/A	NP	160-1082-01	2732	CR	160-1137-00	2732A-3	NP
160-0998-01	2732A-3	CR	160-1030-03	D2732	CR	160-1083-00	2732	NP	160-1137-01	D2732A-3	CS
160-0998-02	D2732A-3	PP	160-1031-00	INT2716	NP	160-1083-01	2732	CR	160-1138-00	2732A-3	NP
160-0999-00	2332	DL	160-1031-01	2716	NP	160-1084-00	93427DC	DL	160-1138-01	D2732A-3	CS
160-0999-01	2732A-3	CR	160-1031-02	INT2716/834R02	PP	160-1085-00	2716	CM	160-1139-00	2732A-3	NP
160-0999-02	D2732A-3	PP	160-1031-03	2732	CR	160-1086-00	2732	DL	160-1139-01	D2732A-3	CS
160-1000-00	2332	DL	160-1032-00	INT2716	NP	160-1086-01	2732	NP	160-1140-00	2732A-3	NP
160-1000-01	2732A-3	CR	160-1033-00	INT2732/834R04	CR	160-1086-02	D2732	CR	160-1140-01	D2732A-3	CS
160-1000-02	D2732A-3	PP	160-1034-00	82S2708	DL	160-1087-00	2716	CR	160-1141-00	2732A-3	NP
160-1001-00	2332	DL	160-1035-00	TPB18S42	CR	160-1088-00	2708	CM	160-1141-01	D2732A-3	CS
160-1001-01	2732A-3	CR	160-1036-00	27LS18	CR	160-1089-00	5200	OT	160-1142-00	2732A-3	CS
160-1001-02	D2732A-3	PP	160-1037-00	2332	PP	160-1090-00	MK36000/J-5	DL	160-1143-00	2732A-3	CS
160-1002-00	2332	DL	160-1038-00	2332	PP	160-1091-00	2732	CR	160-1144-00	2732A-3	CS
160-1002-01	2732A-3	CR	160-1039-00	MK36000N-5	CR	160-1091-01	2732A-3	PP	160-1145-00	2732A-3	CS
160-1002-02	D2732A-3	PP	160-1040-00	74S472	CR	160-1092-00	2732	CR	160-1146-00	2732A-3	CS
160-1003-00	2332	DL	160-1041-00	74S472	CR	160-1092-01	2732A-3	PP	160-1147-00	2732A-3	CS
160-1003-01	2732A-3	CR	160-1042-00	74S472	CR	160-1093-00	2716	CR	160-1148-00	2732A-3	CS
160-1003-02	D2732A-3	PP	160-1043-00	74S288J	CR	160-1093-01	2716	DL	160-1149-00	2732A-3	CS
160-1004-00	2332	DL	160-1044-00	2716	OT	160-1093-02	2716	MP	160-1150-00	2732A-3	CS
160-1004-01	2732A-3	NP	160-1045-00	2716	OT	160-1094-00	2716	CR	160-1151-00	2732A-3	CS
160-1004-02	D2732A-3	PP	160-1046-00		CR	160-1094-01	2716	DL	160-1152-00	2732A-3	NP
160-1005-00	2332	DL	160-1047-00	82S2708	CM	160-1094-02	2716	MP	160-1152-01	D2732A-3	CS
160-1005-01	2732A-3	NP	160-1048-00		CR	160-1095-00	2732	CR	160-1153-00	2732A-3	NP
160-1005-02	2732A-3	PP	160-1049-00	82S2708	CM	160-1096-00	2716	CM	160-1153-01	D2732A-3	CS
160-1006-00	2332	DL	160-1050-00	MB8532	SC	160-1097-00	TMS2716	CM	160-1154-00	2732A-3	NP
160-1006-01	2732A-3	CR	160-1050-01	MB8532	SC	160-1098-00	TMS2716	CM	160-1154-01	D2732A-3	CS
160-1006-02	D2732A-3	PP	160-1051-00	MB8532	SC	160-1099-00	TMS2716	CM	160-1155-00	2732A-3	NP
160-1007-00	2332	DL	160-1051-01	MB8532	SC	160-1100-00	TMS2716	CM	160-1155-01	D2732A-3	CS
160-1007-01	2732A-3	CR	160-1052-00	MB8532	SC	160-1101-00	2716	CR	160-1156-00	2732A-3	CS
160-1007-02	D2732A-3	PP	160-1052-01	MB8532	SC	160-1102-00	2716	CR	160-1157-00	2732A-3	CS
160-1008-00	2332	DL	160-1053-00	MB8532	SC	160-1103-00	2716	CR	160-1158-00	2732	CR
160-1008-01	2732-3	CR	160-1053-01	MB8532	SC	160-1104-00	2716	CR	160-1159-00	2732/834R06	CR
160-1008-02	D2732A-3	PP	160-1054-00	MB8532	SC	160-1105-00	UDP2364D/ SYC2364	DL	160-1160-00	2732	CR
160-1009-00	2332	DL	160-1054-01	MB8532	SC	160-1106-00	2732	NP	160-1161-00	2732	DL
160-1009-01	2732A-3	CR	160-1055-00	MB8532	SC	160-1107-00	63S141J	PP	160-1162-00	D2764-3	PP
160-1009-02	D2732A-3	PP	160-1055-01	2716	CM	160-1108-00	SYC2332/ MCM68A332	NP	160-1163-00	D2764-3	PP
160-1010-00	2332	DL	160-1056-00	2716	CS				160-1164-00	D2764-3	PP

PROGRAMMED INTEGRATED CIRCUIT PART NUMBER INDEX

PART NUMBER	MFR'S PART NO.	SS ST	PART NUMBER	MFR'S PART NO.	SS ST	PART NUMBER	MFR'S PART NO.	SS ST	PART NUMBER	MFR'S PART NO.	SS ST	PART NUMBER	MFR'S PART NO.	SS ST
160-1165-00	D2764-3	PP	160-1228-00	82S191	DL	160-1289-00	MK36000P-4	PP	160-1356-00	D2764-3	CR	160-1371-00	D2764-3	CR
160-1166-00	93427DC	CR	160-1229-00	82S191	DL	160-1290-00	MK36000P-4	PP	160-1357-00	D2764-3	CR	160-1372-00	D2764-3	CR
160-1167-00	93427DC	CR	160-1230-00	82S191	DL	160-1291-00	MK36000P-4	PP	160-1358-00	D2764-3	CR	160-1373-00	D2764-3	CR
160-1168-00	82LS181	OT	160-1231-00	82S191	DL	160-1292-00	MK36000P-4	PP	160-1359-00	D2764-3	CR	160-1374-00	D2764-3	CR
160-1169-00	AM27S29	CR	160-1232-00	82S191	DL	160-1293-00	MK36000P-4	PP	160-1360-00	D2764-3	CR	160-1375-00	D2764-3	CR
160-1169-01	AM27S29	DL	160-1233-00	82S191	DL	160-1294-00	MK36000P-4	PP	160-1361-00	D2764-3	CR	160-1376-00	D2764-3	CR
160-1170-00	82S107	CM	160-1234-00	82S191	DL	160-1295-00	MK36000P-4	PP	160-1362-00	D2764-3	CR	160-1377-00	D2764-3	CR
160-1171-00	6349-1J	CR	160-1235-00	74S288	DL	160-1296-00	MK36000P-4	PP	160-1363-00	D2764-3	CR	160-1378-00	D2764-3	CR
160-1172-00	93427/82S129/ 6301	CR	160-1236-00	74S288	DL	160-1297-00	MK36000P-4	PP	160-1364-00	D2764-3	CR	160-1379-00	D2764-3	CR
160-1173-00	93424/82S129/ 6301	CR	160-1237-00	74S288	DL	160-1298-00	MK36000P-4	PP	160-1365-00	D2764-3	CR	160-1380-00	D2764-3	CR
160-1174-00	2708	CR	160-1238-00	74S288	DL	160-1299-00	MK36000P-4	PP	160-1366-00	D2764-3	CR	160-1381-00	D2764-3	CR
160-1175-00	2708	CR	160-1239-00	74S288	DL	160-1300-00	MK36000P-4	PP	160-1367-00	D2764-3	CR	160-1382-00	D2764-3	CR
160-1176-00	2732	NP	160-1240-00	74S288	CR	160-1301-00	MK36000P-4	PP	160-1368-00	D2764-3	CR	160-1383-00	D2764-3	CR
160-1176-01	2732/834RDA	NP	160-1241-00	2716	NP	160-1302-00	MK36000P-4	PP	160-1369-00	D2764-3	CR	160-1384-00	D2764-3	CR
160-1176-02	D2732	NP	160-1241-01	MK36000N-5	CR	160-1303-00	MK36000P-4	PP	160-1370-00	D2764-3	CR	160-1385-00	D2764-3	CR
160-1176-03	D2732	CR	160-1242-00	AM2732-IDC	PP	160-1304-00	MK36000P-4	PP	160-1371-00	D2764-3	CR	160-1386-00	D2764-3	CR
160-1176-04	D2732	CR	160-1243-00	AM2732-IDC	PP	160-1305-00	MK36000P-4	PP	160-1372-00	D2764-3	CR	160-1387-00	D2764-3	PP
160-1177-00	D2732	MP	160-1244-00	2716	NP	160-1306-00	MK36000P-4	PP	160-1373-00	D2764-3	CR	160-1388-00	D2764-3	CR
160-1177-00	2732/834R08	DL	160-1245-00	2716	CR	160-1307-00	82S107	CR	160-1374-00	D2764-3	CR	160-1389-00	D2764-3	CR
160-1178-00	2732/834R09	DL	160-1245-01	MK36000N-5	CR	160-1308-00	82LS181	CR	160-1375-00	D2764-3	CR	160-1390-00	D2764-3	CR
160-1179-00	SYP2333	DL	160-1246-00	68766C35	PP	160-1309-00	82LS181	CR	160-1376-00	D2764-3	CR	160-1391-00	D2764-3	CR
160-1180-00	SYP2333	DL	160-1246-01	MK36000N-5	CR	160-1310-00	82LS181	CR	160-1377-00	D2764-3	CR	160-1392-00	D2764-3	CR
160-1181-00	SYP2333	DL	160-1247-00	68766C35	PP	160-1311-00	82LS181	CR	160-1378-00	D2764-3	CR	160-1393-00	D2764-3	CR
160-1182-00	SYP2333	DL	160-1247-01	MK36000N-5	CR	160-1312-00	82LS181	CR	160-1379-00	D2764-3	CR	160-1394-00	D2764-3	DL
160-1183-00	R6531P	CR	160-1248-00	68766C35	NP	160-1313-00	2732A-3	CR	160-1380-00	D2764-3	CR	160-1395-00	D2764-3	CR
160-1184-00	2333	DL	160-1248-01	MK36000N-5	CR	160-1314-00	2732A-3	CR	160-1381-00	D2764-3	CR	160-1396-00	D2764-3	CR
160-1185-00	2333	DL	160-1249-00	68766C35	NP	160-1315-00	2732A-3	CR	160-1382-00	D2764-3	CR	160-1397-00	D2764-3	CR
160-1186-00	2333	DL	160-1249-01	MK36000N-5	CR	160-1316-00	2732A-3	CR	160-1383-00	D2764-3	CR	160-1398-00	D2764-3	CR
160-1187-00	2333	DL	160-1250-00	68766C35	NP	160-1317-00	2732	NP	160-1384-00	D2764-3	CR	160-1399-00	D2764-3	CR
160-1188-00	2716	CR	160-1250-01	MK36000N-5	CR	160-1317-01	2732/834R07	CR	160-1385-00	D2764-3	CR	160-1400-00	D2764-3	CR
160-1189-00	2716	PP	160-1251-00	68766C35	NP	160-1318-00	MK36000P-4	PP	160-1386-00	D2764-3	CR	160-1401-00	D2764-3	CR
160-1190-00	2716	CR	160-1251-01	MK36000N-5	CR	160-1319-00	MK36000P-4	PP	160-1387-00	D2764-3	PP	160-1401-01	2764-3	MP
160-1191-00	82S2708/82S181 /82LS181	CM	160-1252-00	68766C35	NP	160-1320-00	MK36000P-4	PP	160-1388-00	D2764-3	CR	160-1402-00	2732	CR
160-1192-00	5200	CM	160-1252-01	MK36000N-5	CR	160-1321-00	MK36000P-4	PP	160-1389-00	D2764-3	CR	160-1403-00	2732	CR
160-1193-00	8741A	CM	160-1253-00	68766C35	NP	160-1322-00	MK36000P-4	PP	160-1390-00	D2764-3	CR	160-1404-00	2732	CR
160-1194-00	8741A	DL	160-1253-01	MK36000N-5	CR	160-1323-00	MK36000P-4	PP	160-1391-00	D2764-3	CR	160-1405-00	2716	CR
160-1195-00	N82S1071	DL	160-1254-00	68766C35	NP	160-1324-00	MK36000P-4	PP	160-1392-00	D2764-3	CR	160-1406-00	2764-3	NP
160-1196-00	N82S1071	DL	160-1254-01	MK36000N-5	CR	160-1325-00	MK36000P-4	PP	160-1393-00	D2764-3	CR	160-1406-01	2764-3	CR
160-1197-00	N82S1071	DL	160-1255-00	68766C35	NP	160-1326-00	2732	CR	160-1394-00	D2764-3	DL	160-1407-00	2764-3	CR
160-1198-00	N82S1071	DL	160-1255-01	MK36000N-5	CR	160-1327-00	2732	CR	160-1395-00	D2764-3	CR	160-1407-01	2764-3	CR
160-1199-00	2716	PP	160-1256-00	68766C35	NP	160-1328-00	2732	CR	160-1408-00	32732A-3	NP	160-1408-01	2732A-3	CR
160-1200-00	2716	PP	160-1256-01	MK36000N-5	CR	160-1329-00	2732	CR	160-1409-00	2764-3	DL	160-1409-00	2764-3	CR
160-1201-00	2716	CM	160-1257-00	68766C35	NP	160-1330-00	2732	PP	160-1410-00	2764-3	CR	160-1410-01	2764-3	MP
160-1202-00	2716	CM	160-1257-01	MK36000N-5	CR	160-1330-01	2732	PP	160-1411-00	2764-3	CR	160-1411-01	2764-3	MP
160-1203-00	2716	CM	160-1258-00	2732	CM	160-1331-00	2732	CR	160-1412-00	2716	CR	160-1412-00	2716	CR
160-1204-00	2716	CM	160-1259-00	MK36000P-4	PP	160-1332-00	2732	CR	160-1413-00	2716	CR	160-1414-00	D2732A-3	CR
160-1205-00	74S288	CR	160-1260-00	MK36000P-4	PP	160-1333-00	2732	CR	160-1415-00	D2732A-3	CR	160-1416-00	D2732A-3	CR
160-1206-00	2732	CM	160-1261-00	MK36000P-4	PP	160-1334-00	2732	CR	160-1417-00	D2732A-3	CR	160-1418-00	D2732A-3	CR
160-1207-00	2732A-3	NP	160-1262-00	MK36000P-4	PP	160-1335-00	68766C35	PP	160-1419-00	D2732A-3	CR	160-1419-01	D2732A-3	MP
160-1207-01	D2732A-3	PP	160-1263-00	MK36000P-4	PP	160-1335-01	MK36000N-5	CR	160-1420-00	D2732A-3	CR	160-1420-01	D2732A-3	CR
160-1207-02	D2732A-3	CS	160-1264-00	MK36000P-4	PP	160-1336-00	68766C35	PP	160-1421-00	2716	DL	160-1422-00	2716	DL
160-1208-00	2732A-3	CS	160-1265-00	MK36000P-4	PP	160-1336-01	MK36000N-5	PP	160-1423-00	MK36000P-4	PP			
160-1209-00	2732A-3	CS	160-1266-00	MK36000P-4	PP	160-1337-00	2732A-3	CR						
160-1210-00	2732A-3	CS	160-1267-00	MK36000P-4	PP	160-1338-00	2732A-3	CR						
160-1211-00	2732A-3	NP	160-1268-00	MK36000P-4	PP	160-1339-00	2732A-3	CR						
160-1211-01	2732A-3	PP	160-1269-00	MK36000P-4	PP	160-1340-00	2732A-3	CR						
160-1211-02	D2732A-3	PP	160-1270-00	MK36000P-4	PP	160-1341-00	MCM68B364	DL						
160-1212-00	2732A-3	CS	160-1271-00	MK36000P-4	PP	160-1342-00	2716	CR						
160-1213-00	2732A-3	CS	160-1272-00	MK36000P-4	PP	160-1343-00	2732	CR						
160-1214-00	2732A-3	CS	160-1273-00	MK36000P-4	PP	160-1344-00	2716	PP						
160-1215-00	IM5610	CR	160-1274-00	MK36000P-4	PP	160-1345-00	2716	PP						
160-1216-00	27S191ADC	CR	160-1275-00	MK36000P-4	PP	160-1346-00	18542	CR						
160-1217-00	27S191ADC	PP	160-1276-00	MK36000P-4	PP	160-1347-00	D2732A-3	NP						
160-1218-00	82S191	DL	160-1277-00	MK36000P-4	PP	160-1347-01	D2732A-3	CR						
160-1219-00	82S191	DL	160-1278-00	MK36000P-4	PP	160-1348-00	D2732A-3	CR						
160-1220-00	82S191	DL	160-1279-00	MK36000P-4	PP	160-1349-00	2732A-3	NP						
160-1221-00	82S191	DL	160-1280-00	MK36000P-4	PP	160-1349-01	D2732A-3	CR						
160-1222-00	74S288	DL	160-1281-00	MK36000P-4	PP	160-1350-00	D2732A-3	NP						
160-1223-00	82S191	DL	160-1282-00	MK36000P-4	PP	160-1350-01	D2732A-3	CR						
160-1224-00	82S191	DL	160-1283-00	MK36000P-4	PP	160-1351-00	2732	CR						
160-1225-00	82S191	DL	160-1284-00	MK36000P-4	PP	160-1352-00	2716-1	NP						
160-1226-00	82S191	DL	160-1285-00	MK36000P-4	PP	160-1352-01	2732A	CR						
160-1227-00	82S191	DL	160-1286-00	MK36000P-4	PP	160-1353-00	D2764-3	CR						
			160-1287-00	MK36000P-4	PP	160-1354-00	D2764-3	CR						
			160-1288-00	MK36000P-4	PP	160-1355-00	D2764-3	CR						

PROGRAMMED INTEGRATED CIRCUIT PART NUMBER INDEX

PART NUMBER	MFR'S PART NO.	SS ST	PART NUMBER	MFR'S PART NO.	SS ST	PART NUMBER	MFR'S PART NO.	SS ST	PART NUMBER	MFR'S PART NO.	SS ST
160-1424-00	MK36000P-4	PP	160-1496-00	D2732A	CR	160-1551-02	D2732A	CM	160-1598-00	2732A	PP
160-1425-00	MK36000P-4	PP	160-1497-00	D2732A	CR	160-1552-00	2732A	NP	160-1599-00	2732ARGB, TST	PP
160-1426-00	MK36000P-4	PP	160-1498-00	D2732A	CR	160-1552-01	2732A	NP	160-1600-00	2732ADMT	PP
160-1427-00	MK36000P-4	PP	160-1499-00	D2732A	CR	160-1552-02	D2732A	CM	160-1601-00	2732AGMT	PP
160-1428-00	MK36000P-4	PP	160-1500-00	D2732A	CR	160-1553-00	2732A	NP	160-1602-00	2732AODT, GPIB	PP
160-1429-00	MK36000P-4	PP	160-1501-00	D2732A	CR	160-1553-01	2732A	NP	160-1603-00	2732A	PP
160-1430-00	MK36000P-4	PP	160-1502-00	D2732A	CR	160-1553-02	D2732A	CM	160-1604-00	2732A	PP
160-1431-00	MK36000P-4	PP	160-1503-00	D2732A	CR	160-1554-00	2732A	NP	160-1605-00	2732A	PP
160-1432-00	82S181	PP	160-1504-00	D2732A	CR	160-1554-01	2732A	NP	160-1606-00	2764-3	CR
160-1433-00	MK36000P-4	PP	160-1505-00	D2732A	CR	160-1554-02	D2732A	CM	160-1607-00	2764-3	CR
160-1434-00	MK36000P-4	PP	160-1506-00	D2732A	CR	160-1555-00	2732A	NP	160-1608-00	2764-3	PP
160-1435-00	MK36000P-4	PP	160-1506-01	D2732A	MP	160-1555-01	2732A	NP	160-1609-00	2764-3	CR
160-1436-00	MK36000P-4	PP	160-1507-00	D2732A	CR	160-1555-02	D2732A	CM	160-1610-00	2764-3	PP
160-1437-00	MK36000P-4	PP	160-1508-00	D2732A	CR	160-1555-03	D2732A	CM	160-1611-00	2764-3	CR
160-1438-00	MK36000P-4	PP	160-1508-01	D2732A	MP	160-1556-00	2732A	NP	160-1612-00	2716	CR
160-1439-00	MK36000P-4	PP	160-1509-00	MCM68764	CR	160-1556-01	2732A	NP	160-1612-01	2716	MP
160-1440-00	MK36000P-4	PP	160-1510-00	MCM68764	DL	160-1556-02	D2732A	NP	160-1613-00	2716	PP
160-1441-00	MK36000P-4	PP	160-1511-00	D2732A	CR	160-1556-03	2732A	CM	160-1614-00	2716	DL
160-1442-00	MK36000P-4	PP	160-1512-00	2716	CR	160-1557-00	2732A	NP	160-1615-00	2716	PP
160-1444-00	2716	CR	160-1513-00	2716	CR	160-1557-01	2732A	NP	160-1616-00	2716	DL
160-1445-00	2716	CR	160-1514-00	2716	CR	160-1557-02	D2732A	CM	160-1617-00	2732A	CM
160-1446-00	2716	CR	160-1515-00	D2732A-3	PP	160-1558-00	2732A	NP	160-1618-00	2732A	CM
160-1447-00	2716	CR	160-1516-00	D2732A-3	PP	160-1558-01	2732A	NP	160-1619-00	2732A	CM
160-1448-00	2732A-3	CR	160-1517-00	2732A-3	CR	160-1558-02	2732A	CM	160-1620-00	2708	CS
160-1449-00	2732A-3	CR	160-1518-00	2732A-3	CR	160-1558-03	2732A	NP	160-1621-00	68766C35	CR
160-1450-00	2732A-3	CR	160-1519-00	2716	CM	160-1559-00	2732A	NP	160-1622-00	2716	CR
160-1451-00	2732A-3	CR	160-1520-00	2716	CM	160-1559-01	D2732A	CM	160-1623-00	2732	CM
160-1452-00	2732A-3	CR	160-1521-00	N82S185F	NP	160-1560-00	2732A	NP	160-1624-00	2732	CM
160-1453-00	2732A-3	CR	160-1521-01	N82S191	CR	160-1560-01	D2732A	CM	160-1625-00	2764-4	PP
160-1454-00	2732A-3	CR	160-1522-00	N82LS181	CR	160-1560-02	2732	CM	160-1625-01	2764-4	PP
160-1455-00	2732A-3	DL	160-1523-00	AMD27S29	PP	160-1561-00	2732A	NP	160-1626-00	2764-4	PP
160-1456-00	2732A-3	DL	160-1524-00	N83LS181	CR	160-1561-01	D2732A	CM	160-1626-01	2764-4	PP
160-1457-00	2732A-3	CR	160-1525-00	68764	NP	160-1562-00	2732A	NP	160-1627-00	2764-4	PP
160-1458-00	2764-3	CR	160-1525-01	MCM67764C/L	PP	160-1562-01	D2732A	CM	160-1627-01	2764-4	PP
160-1459-00	2764-3	CR	160-1526-00	D2732A	CR	160-1562-02	D2732A	CM	160-1628-00	2732	PP
160-1460-00	2764-3	CR	160-1529-00	2732A	PP	160-1562-03	2732A	CM	160-1628-01	D2732	PP
160-1461-00	2764-3	CR	160-1530-00	2732A	PP	160-1563-00	2732A	NP	160-1629-00	2732A-3	CM
160-1462-00	2764-3	CR	160-1531-00	2732A	PP	160-1563-01	D2732A	NP	160-1629-01	D2732A	CM
160-1463-00	2764-3	CR	160-1532-00	2732A	PP	160-1563-02	D2732A	CM	160-1630-00	2732A	CM
160-1464-00	2764-3	NP	160-1533-00	2732A-3	CR	160-1564-00	2732A	NP	160-1631-00	D2732	PP
160-1465-00	2764-3	CR	160-1534-00	2732A-3	CR	160-1564-01	D2732A	CM	160-1631-01	D2732	PP
160-1466-00	2764-3	CR	160-1535-00	2732A-3	CR	160-1565-00	2732A	NP	160-1632-00	D2732A	CM
160-1467-00	2764-3	CR	160-1535-01	2732A-3	PP	160-1565-01	D2732A	CM	160-1633-00	D2732A	CM
160-1468-00	2764-3	CR	160-1536-00	2732A-3	CR	160-1566-00	2716	CR	160-1634-00	D2732A	CM
160-1469-00	2764-3	CR	160-1536-01	D2732A-3	PP	160-1567-00	2732A	CM	160-1635-00	D2732A	CM
160-1470-00	2764-3	CR	160-1537-00	2732A-3	CR	160-1568-00	2732A	CM	160-1636-00	D2732A-3	CR
160-1471-00	2764-3	CR	160-1537-01	2732A-3	PP	160-1569-00	2764	PP	160-1637-00	D2732A-3	CR
160-1472-00	2764-3	CR	160-1538-00	2732A-3	CR	160-1570-00	2764	PP	160-1638-00	D2732A-3	CR
160-1473-00	2764-3	CR	160-1538-01	D2732A-3	PP	160-1571-00	2764	PP	160-1639-00	D2732A-3	CR
160-1474-00	1688	PP	160-1539-00	2732A-3	PP	160-1572-00	2764	PP	160-1640-00	D2732A-3	CR
160-1475-00	2764-3	PP	160-1539-01	D2732A-3	PP	160-1573-00	2764	PP	160-1641-00	D2732A-3	CR
160-1475-01	D2764-4	PP	160-1540-00	2732A-3	CR	160-1574-00	2732A	PP	160-1642-00	D2732A-3	CR
160-1476-00	5610CDE	CR	160-1540-01	D2732A-3	PP	160-1575-00	27128-3	PP	160-1643-00	D2732A-3	CR
160-1477-00	8755A	CR	160-1541-00	2732A-3	PP	160-1576-00	27128-3	PP	160-1644-00	D2732A-3	CR
160-1478-00	2716	PP	160-1541-01	D2732A-3	PP	160-1577-00	27128-3	PP	160-1645-00	D2732A-3	CR
160-1479-00	2716	CR	160-1542-00	2732A-3	CR	160-1578-00	27128-3	PP	160-1646-00	D2732A-3	CR
160-1479-01	2716	MP	160-1542-01	D2732A-3	PP	160-1579-00	27128-3	PP	160-1647-00	D2732A-3	CR
160-1480-00	2716	CR	160-1543-00	2732A-3	PP	160-1580-00	27128-3	PP	160-1648-00	D2732A-3	CR
160-1481-00	2716	NP	160-1543-01	D2732A-3	PP	160-1581-00	27128-3	PP	160-1649-00	D2732A-3	CR
160-1481-01	82716	CR	160-1544-00	2732A-3	CR	160-1582-00	27128-3	PP	160-1650-00	S2732A-3	CR
160-1482-00	2716	CR	160-1544-01	D2732A-3	PP	160-1583-00	2716	PP	160-1651-00	D2732A-3	CR
160-1483-00	2732A-3	CR	160-1545-00	2732A-3	PP	160-1584-00	2732/834R11	CR	160-1652-00	D2732A-3	CR
160-1484-00	2732A-3	NP	160-1546-00	2732A-3	PP	160-1585-00	2732/834R11	CR	160-1653-00	D2732A-3	CR
160-1484-01	D2732A-3	CR	160-1547-00	2732A-3	PP	160-1586-00	2716	DL	160-1654-00	D2732A-3	CR
160-1485-00	2716	PP	160-1548-00	2732A-3	PP	160-1587-00	2716	DL	160-1655-00	D2732A-3	CR
160-1486-00	D2764-3	CR	160-1549-00	2732A-3	CR	160-1588-00	2732/834R10	CR	160-1656-00	D2732A-3	CR
160-1487-00	D2764-3	CR	160-1549-01	2732A-3	DL	160-1589-00	2732/834R10	CR	160-1657-00	D2732A-3	CR
160-1488-00	D2732A	CR	160-1549-02	2732A-3	CR	160-1590-00	2732/834R02A	NP	160-1658-00	D2732A-3	CR
160-1489-00	D2732A	CR	160-1549-03	D2732A-3	PP	160-1590-01	D2732	CR	160-1659-00	D2732A-3	CR
160-1490-00	D2732A	CR	160-1550-00	2732A	CR	160-1591-00	2732/834R02A	CR	160-1660-00	D2732A-3	PP
160-1491-00	D2732A	CR	160-1550-01	2732A-3	DL	160-1592-00	2732/834R02A	CR	160-1661-00	D2732A-3	PP
160-1492-00	D2732A	CR	160-1550-02	2732A-3	CR	160-1593-00	2732	DL	160-1662-00	D2732A-3	PP
160-1493-00	D2732A	CR	160-1550-03	D2732A-3	PP	160-1594-00	2732A	CM	160-1663-00	D2732A-3	PP
160-1494-00	D2732A	CR	160-1551-00	2732A	NP	160-1594-01	D2732A	CM	160-1664-00	D2732A-3	PP
160-1495-00	D2732A	CR	160-1551-01	2732A	NP	160-1595-00	2732A	CM	160-1665-00	D2732A-3	PP
						160-1596-00	2732A	CM	160-1666-00	2716	PP
						160-1597-00	74S288J	PP			

PROGRAMMED INTEGRATED CIRCUIT PART NUMBER INDEX

PART NUMBER	MFR'S PART NO.	SS ST	PART NUMBER	MFR'S PART NO.	SS ST	PART NUMBER	MFR'S PART NO.	SS ST	PART NUMBER	MFR'S PART NO.	SS ST
160-1667-00	2716	PP	160-1739-00	14L4	PP	160-1814-00	27S291DC	PP	160-1889-00	68-76-35C/L	PP
160-1668-00	D2716A-3	PP	160-1740-00	12L6	PP	160-1815-00	27S291DC	PP	160-1890-00	MCM6876635C/L	PP
160-1669-00	D2732A-3	PP	160-1741-00	12L6	PP	160-1816-00	93427DC	PP	160-1891-00	HN613128P	SC
160-1670-00	D2732A-3	PP	160-1742-00	12L6	PP	160-1817-00	10139L	PP	160-1892-00	HN613128P	SC
160-1671-00	D2732A-3	PP	160-1743-00	12L6	PP	160-1818-00	MCM6876635C/L	PP	160-1893-00	HN613128P	SC
160-1672-00	D2732A	PP	160-1744-00	14L4	PP	160-1819-00	MCM6876635C/L	PP	160-1894-00	HN613128P	SC
160-1673-00	D2732A	PP	160-1745-00	16R8	PP	160-1820-00	D2764-3	PP	160-1895-00	HN613128P	SC
160-1674-00	HN462532	SC	160-1746-00	16R6	PP	160-1821-00	D2764-3	PP	160-1896-00	HN613128P	SC
160-1675-00	IMS610CPE	SC	160-1747-00	16R8	PP	160-1822-00	2764-3	PP	160-1897-00	MBM2764-25Z-G	SC
160-1676-00	D2764-3	PP	160-1748-00	MCA600	PP	160-1823-00	2764-3	PP	160-1898-00	HN46332P	SC
160-1677-00	D2732A	PP	160-1749-00	2732A	CM	160-1824-00	2764-3	PP	160-1899-00	2732	MP
160-1678-00	D2732A	PP	160-1749-01	2732A	PP	160-1825-00	2764-3	PP	160-1900-00	2732	MP
160-1679-00	MCM68764C/L	NP	160-1750-00	2732A	CM	160-1826-00	16R6	DL	160-1901-00	2732	MP
160-1679-01	MCM68764C/L	CR	160-1751-00	2732A	CM	160-1827-00	16R6	DL	160-1902-00	D27128	PP
160-1679-02	68764C/L	CR	160-1752-00	2732A	CM	160-1828-00	16R4	PP	160-1903-00	2732A-3	PP
160-1680-00	D2732A-3	CR	160-1753-00	2732A	CM	160-1829-00	16R4	PP	160-1904-00	27128-3	PP
160-1681-00	D2764-3	PP	160-1754-00	2732A	CM	160-1830-00	16R8	PP	160-1905-00	27128-3	PP
160-1682-00	D2764	PP	160-1755-00	MCM68766C35	PP	160-1831-00	2716	CR	160-1906-00	27128-3	PP
160-1683-00	D2764	PP	160-1756-00	MCM68766C35	PP	160-1832-00	D2732A	PP	160-1907-00	27128-3	PP
160-1684-00	D2764	PP	160-1757-00	D2732-3	PP	160-1833-00	2732	PP	160-1908-00	27128-3	PP
160-1685-00	D2764	PP	160-1758-00	2732A-3	PP	160-1834-00	N82S2708E	CM	160-1909-00	27128-3	PP
160-1686-00	N82S191	PP	160-1759-00	2732A-3	PP	160-1835-00	2716	PP	160-1910-00	D2764-3	MP
160-1687-00	N82S191	PP	160-1760-00	2732A-3	PP	160-1836-00	2716	PP	160-1911-00	D2764-3	MP
160-1688-00	N82S191	PP	160-1761-00	2732A-3	PP	160-1837-00	2716	PP	160-1912-00	D2764-3	MP
160-1689-00	N82S191	PP	160-1762-00	2732A-3	PP	160-1838-00	82S100	PP	160-1913-00	D27128-3	PP
160-1690-00	DM74S288J	PP	160-1763-00	2732A-3	PP	160-1839-00	74S288J	PP	160-1914-00	D27128-3	PP
160-1691-00	D2764	PP	160-1764-00	82S100	PP	160-1840-00	2716	PP	160-1915-00	27128-3	PP
160-1692-00	D27364-4	PP	160-1765-00	82S100	PP	160-1841-00	68764C/L	CR	160-1916-00	27128-3	PP
160-1693-00	N82S191	PP	160-1766-00	2732A-3	PP	160-1842-00	2716	CR	160-1917-00	MCA600	PP
160-1694-00	N82S191	PP	160-1767-00	2732A-3	PP	160-1843-00	2732A-3	PP	160-1918-00	2732A	PP
160-1695-00	N82S191	PP	160-1768-00	2732A-3	PP	160-1844-00	2732A-3	PP	160-1919-00	2732A	PP
160-1696-00	D2764	PP	160-1769-00	2732A-3	PP	160-1845-00	2764-3	PP	160-1920-00	2732A	PP
160-1697-00	D2764	PP	160-1770-00	2732A-3	PP	160-1846-00	2716	PP	160-1921-00	2732A	PP
160-1698-00	D2764	PP	160-1771-00	2732A-3	PP	160-1847-00	D2764-3	DL	160-1922-00	2732A	PP
160-1699-00	D2764	PP	160-1772-00	2732A-3	PP	160-1848-00	2732A	CM	160-1923-00	2732A	PP
160-1700-00	D2764	PP	160-1773-00	2732A-3	PP	160-1849-00	2732A	CM	160-1924-00	2732A	PP
160-1701-00	D2764	PP	160-1774-00	2732A-3	PP	160-1850-00	2732A	CM	160-1925-00	2732A	PP
160-1702-00	D2764	PP	160-1775-00	2732A-3	PP	160-1851-00	2732A	CM	160-1926-00	2732A	PP
160-1703-00	D2732A	MP	160-1776-00	2732A-3	PP	160-1852-00	2732A	CM	160-1927-00	2732A	PP
160-1704-00	D2764	MP	160-1777-00	2732A-3	PP	160-1853-00	2732A	CM	160-1928-00	2732A	PP
160-1705-00	D2764	MP	160-1778-00	2732A-3	PP	160-1854-00	2732A	CM	160-1929-00	2732A	PP
160-1706-00	D2732A	CM	160-1779-00	2732A-3	PP	160-1855-00	2732A	CM	160-1930-00	2732A	PP
160-1707-00	D2732A-3/	CM	160-1780-00	2732A-3	PP	160-1856-00	2732A	CM	160-1931-00	2732A	PP
160-1708-00	D2732A	CM	160-1781-00	2732A-3	PP	160-1857-00	2732A	CM	160-1932-00	2732A	PP
160-1709-00	D2732A-3	CM	160-1782-00	2732A-3	PP	160-1858-00	2732A	CM	160-1933-00	2732A	PP
160-1710-00	82716	PP	160-1783-00	2732A-3	PP	160-1859-00	2732A	CM	160-1934-00	2732A	PP
160-1711-00	D2764-3	PP	160-1784-00	2732A-3	PP	160-1860-00	2732A	CM	160-1935-00	2732A	PP
160-1712-00	D2716-1	PP	160-1785-00	2732A-3	PP	160-1861-00	2732A	CM	160-1936-00	2732A	PP
160-1713-00	82S107	PP	160-1786-00	2732A-3	PP	160-1862-00	2732A	CM	160-1937-00	2732A	PP
160-1714-00	PAL16R6	PP	160-1787-00	2732A-3	PP	160-1863-00	2732A	CM	160-1938-00	2732A	PP
160-1715-00	D2764	PP	160-1788-00	2732A-3	PP	160-1864-00	2732A	CM	160-1939-00	2732A	PP
160-1716-00	D2732A	CM	160-1789-00	2732A-3	PP	160-1865-00	2732A	CM	160-1940-00	2732A	PP
160-1717-00	D2732A	CM	160-1790-00	2732A-3	PP	160-1866-00	2732A	CM	160-1941-00	2732A	PP
160-1718-00	D2732A	CM	160-1791-00	2732A-3	PP	160-1867-00	2732A	CM	160-1942-00	2732A	PP
160-1719-00	LM10CN	CM	160-1792-00	2732A-3	PP	160-1868-00	2732A	CM	160-1943-00	2732A	PP
160-1720-00	D2732A-3	PP	160-1793-00	2732A-3	PP	160-1869-00	8755A	PP	160-1944-00	2732A	PP
160-1721-00	D2732A-3	PP	160-1794-00	2732A-3	PP	160-1870-00	2732	CM	160-1945-00	2708	CM
160-1722-00	MCM10149	PP	160-1795-00	2732A-3	PP	160-1871-00	2732	CM	160-1946-00	2716	CM
160-1723-00	MCM10149	PP	160-1796-00	2732A-3	PP	160-1872-00	74S288J	MP	160-1947-00	2716	CM
160-1724-00	74S288	PP	160-1797-00	2732A-3	PP	160-1873-00	2764	PP	160-1948-00	2716	CM
160-1725-00	72S288	PP	160-1798-00	2716	PP	160-1874-00	D2732A-3	PP	160-1949-00	2708	CM
160-1726-00	D2732A-3	PP	160-1799-00	2716	PP	160-1875-00	D2732A-3	PP	160-1950-00	2716	CM
160-1727-00	D2732A-3	PP	160-1800-00	2716	PP	160-1876-00	D2732A-3	PP	160-1951-00	PAL16L2	PP
160-1728-00	D2732A	PP	160-1801-00	2716	PP	160-1877-00	D2732A-3	PP	160-1952-00	PAL10L8	PP
160-1729-00	27S291	PP	160-1802-00	D2764-4	PP	160-1878-00	D2732A-3	PP	160-1953-00	PAL12L10	PP
160-1730-00	27S291	PP	160-1803-00	D2764-4	PP	160-1879-00	D2732A-3	PP	160-1954-00	PAL16L8	PP
160-1731-00	93427	PP	160-1804-00	D2764-4	PP	160-1880-00	D2732A-3	PP	160-1955-00	PAL16R8	PP
160-1732-00	93427	PP	160-1805-00	D2732A	CM	160-1881-00	D2732A-3	PP	160-1956-00	PAL16R8	PP
160-1733-00	93427	PP	160-1806-00	82S185F	PP	160-1882-00	D2732A-3	PP	160-1957-00	PAL16R8	PP
160-1734-00	2764-3	PP	160-1807-00	74S288J	PP	160-1883-00	D2732A-3	PP	160-1958-00	PAL16R8	PP
160-1735-00	2764-3	PP	160-1808-00	2716	PP	160-1884-00	D2732A-3	PP	160-1959-00	2764	PP
160-1736-00	2764-3	PP	160-1809-00	2764	PP	160-1885-00	D2732A-3	PP	160-1960-00	2764	PP
160-1737-00	2764-3	PP	160-1810-00	2716	PP	160-1886-00	D2732A-3	PP	160-1961-00	2764	PP
160-1738-00	12L6	PP	160-1811-00	2716	PP	160-1887-00	D2732A-3	PP	160-1962-00	D2764-3	PP
			160-1812-00	2716	PP	160-1888-00	2764	PP			
			160-1813-00	27S291DC	PP						

TEK MADE INTEGRATED CIRCUIT PART NUMBER INDEX

PART NUMBER	TYPE	STATUS§§	PAGE NO.
155-0004-01	Readout System	CR	3-6
155-0005-00	Readout System	CR	3-6
155-0006-01	Readout System	CR	3-6
155-0007-01	Readout System	CR	3-6
155-0008-01	Readout System	CR	3-6
155-0009-00	Main Frame Logic	CR	3-6
155-0010-00	Main Frame Logic	CR	3-6
155-0011-00	Main Frame Logic	CR	3-6
155-0012-00	Main Frame Logic	CR	3-6
155-0013-00	Main Frame Logic	CR	3-6
155-0014-01	Knob Readout System	CR	3-6
155-0015-01	Knob Readout System	CR	3-6
155-0017-00	Knob Readout System	CR	3-6
155-0018-00	Knob Readout System	CR	3-6
155-0019-00	Knob Readout System	CR	3-6
155-0020-00	Knob Readout System	CR	3-6
155-0021-01	Knob Readout System	CR	3-6
155-0022-00	General Circuit	CR	3-6
155-0022-01	General Circuit	CS	3-6
155-0023-00	Knob Readout System	CR	3-6
155-0024-00	Knob Readout System	CR	3-6
155-0025-00	Knob Readout System	CR	3-6
155-0026-00	Knob Readout System	CR	3-6
155-0027-00	Knob Readout System	CR	3-6
155-0028-00	Horizontal System	CR	3-7
155-0028-01	Horizontal System	DL	3-6
155-0031-01	General Circuit	CS	3-6
155-0032-00	Vertical Amplifier	NP	
155-0032-01	Vertical Amplifier	NP	
155-0033-00	Probe Control Circuit	OB	
155-0034-00	General Circuit	OB	
155-0035-00	Operational Amplifier	CR	3-6
155-0038-01	AD/DA Circuit	CR	3-6
155-0038-02	AD/DA Circuit	OT	3-6
155-0047-00	General Circuit	CR	3-6
155-0048-01	Horizontal System	CR	3-6
155-0049-02	Horizontal System	CR	3-6
155-0050-01	Vertical Amplifier	CR	3-6
155-0051-00	TV & CRT Control Circuit	CR	3-6
155-0055-00	Horizontal System	CR	3-6
155-0056-00	Horizontal System	CR	3-6
155-0057-00	Operational Amplifier	CS	3-6
155-0059-00	Vertical Amplifier	CR	3-6
155-0061-00	Vertical Amplifier	CR	3-6
155-0067-02	General Circuit	CR	3-6
155-0076-00	Probe Control Circuit	CR	3-6
155-0078-10	Vertical Amplifier	CR	3-6
155-0083-00	Operational Amplifier	CR	3-6
155-0086-00	Knob Readout System	CR	3-6
155-0087-00	Knob Readout System	CR	3-6
155-0088-00	Knob Readout System	CR	3-6
155-0091-00	General Circuit	CR	3-6
155-0104-00	Knob Readout System	LS	3-6
155-0105-00	Knob Readout System	LS	3-6
155-0106-00	General Circuit	CR	3-6
155-0109-01	Horizontal System	CR	3-6
155-0110-00	Knob Readout System	CR	3-6
155-0111-01	General Circuit	CR	3-6
155-0112-01	General Circuit	CR	3-6
155-0114-00	Readout System	CR	3-6
155-0116-00	Operational Amplifier	CR	3-6
155-0118-00	General Circuit	NP	
155-0119-00	Readout System	OT	3-6
155-0121-00	Horizontal System	CS	3-6
155-0122-00	Horizontal System	CR	3-6
155-0123-00	Horizontal System	CR	3-6
155-0124-00	Horizontal System	CR	3-6
155-0126-00	Horizontal System	CR	3-6
155-0135-00	Knob Readout System	CR	3-6
155-0144-00	TV & CRT Control Circuit	CR	3-6
155-0145-00	TV & CRT Control Circuit	CR	3-6
155-0151-00	Horizontal System	CR	3-6
155-0152-00	TV & CRT Control Circuit	CR	3-6
155-0154-00	TV & CRT Control Circuit	CR	3-6
155-0157-00	General Circuit	CR	3-6

PART NUMBER	TYPE	STATUS§§	PAGE NO.
155-0158-00	General Circuit	CR	3-6
155-0160-00	Horizontal System	CR	3-6
155-0171-00	Knob Readout System	CR	3-6
155-0185-00	AD/DA Circuit	CR	3-6
155-0187-00	Vertical Amplifier	CR	3-6
155-0188-00	TV & CRT Control Circuit	CR	3-6
155-0196-00	Horizontal System	CR	3-6
155-0198-00	Knob Readout System	CR	3-6
155-0199-00	General Circuit	CR	
155-0205-00	General Circuit	CS	3-6
155-0207-00	Vertical Amplifier	CR	3-6
155-0215-00	Main Frame Logic	CR	3-6
155-0216-00	Horizontal System	CR	3-6
155-0217-00	Horizontal System	CR	3-6
155-0218-00	Vertical Amplifier	PP	3-6
155-0225-00	TV & CRT Control Circuit	PP	
155-0241-00	Horizontal System	NP	3-6
155-0244-00	General Circuit	PP	3-6
155-0247-00	TV & CRT Control Circuit	CR	3-6
155-0252-00	General Circuit	PP	
155-0253-00	General Circuit	PP	3-6
155-0273-00	Vertical Amplifier	PP	3-6
155-0274-00	Vertical Amplifier	PP	3-6
200-1608-00	Microcircuit Cover Lid	CR	3-7
200-1748-00	Microcircuit Cover Lid	CR	3-7
200-1748-01	Microcircuit Cover Lid	CR	3-7
200-1953-00	Microcircuit Cover Lid	NP	3-7
200-2027-00	Microcircuit Cover Lid	CR	3-7
200-2114-00	Microcircuit Cover Lid	CR	3-7
200-2138-00	Microcircuit Cover Lid	CR	3-7
200-2181-00	Microcircuit Cover Lid	CR	3-7
200-2182-00	Microcircuit Cover Lid	CR	3-7
200-2183-00	Microcircuit Cover Lid	CR	3-7
200-2274-00	Microcircuit Cover Lid	PP	3-7

§§ STATUS CODES

CR	Current Production
EN	Engineering
PP	Pre-Prod
CS	Customer Service
NP	Non-Prod
CL	Cancelled
DL	Deleted
OB	Obsolete Instrument
CM	Custom Mod Instrument
DS	Digital Systems
OT	Obsolescent Instrument
MP	Modified Part
LR	Last Supply Current
LS	Last Supply Customer Service
VN	Vendor
TC	Telequipment Current Prod.
IN	International
SC	Sony/Tek Current Prod.

THE STATUS IN THIS CATALOG WAS CORRECT AT THE TIME IT WAS PUBLISHED, BUT IT IS SUBJECT TO CHANGE.

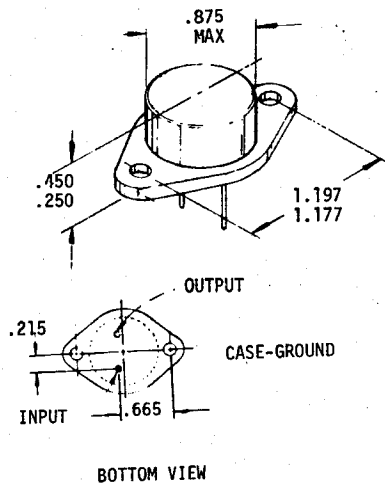
* TO USE A PART WITH THIS STATUS ON A NEW INSTRUMENT REQUIRES THAT A NEW PURCHASED PART INITIATION FORM (PIIF) BE INITIATED.

(A GLOSSARY OF TERMS FOR THESE STATUS CODES CAN BE FOUND ON PAGE 0-44).

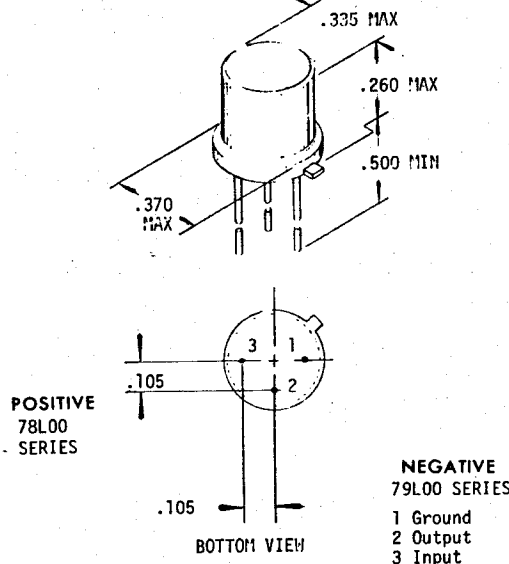
INTEGRATED CIRCUIT CASE DRAWINGS

LINEAR

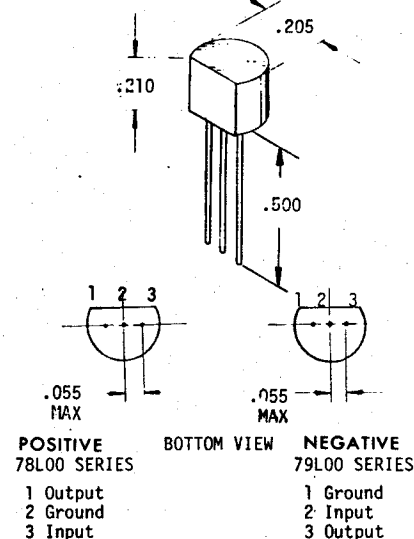
VOLTAGE REGULATOR TO-3



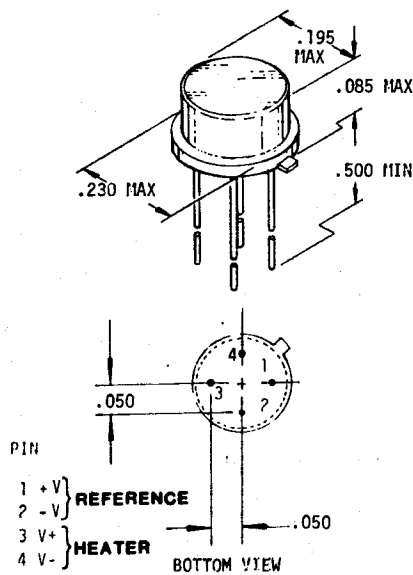
VOLTAGE REGULATOR TO-39



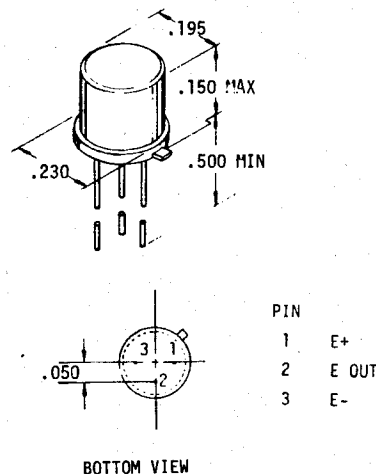
VOLTAGE REGULATOR TO-92



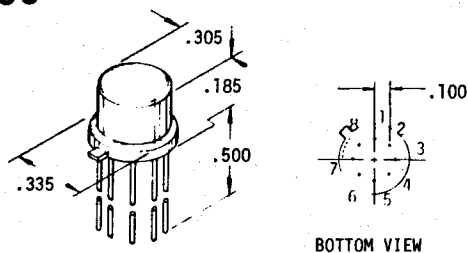
VOLTAGE REFERENCE TO-46



VOLTAGE REFERENCE TO-52



TO-99



PIN NO.

1
2
3
4
5
6
7
8

311

Ground
Input
Input
V-
Balance
Balanced Strobe
Output
V+

710C

Ground
Input
Input
V-
No Conn.
No Conn.
Output
V+

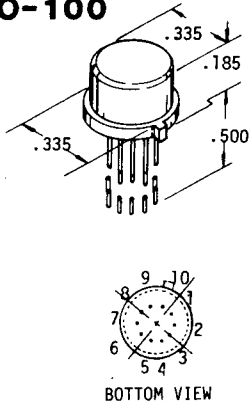
3028A

Input High
Current Source Base
Substrate & Case
Current Source Emitter
Input Low
Output High
AGC
Output Low

INTEGRATED CIRCUIT CASE DRAWINGS (CONT)

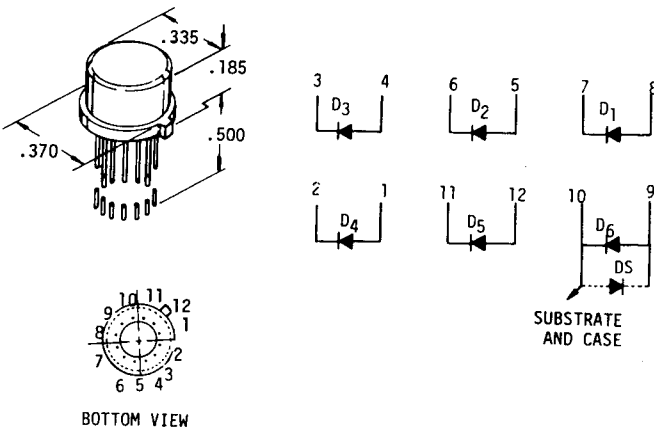
LINEAR

TO-100

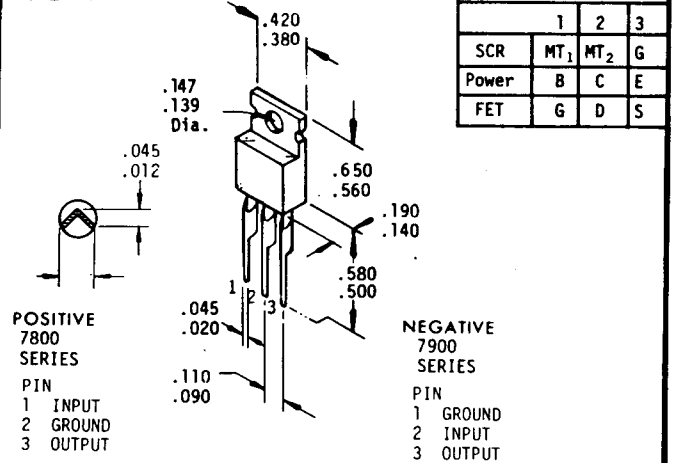


PIN NO.	LM171	319	529	723C	733	1496	68534
1	Input High	Output 1	Input 1	Current Sense	Input	+ Signal In	V+
2	Bias	Ground	Input 2	Inverting Input	Input	Gain Adjust	Non-Inv. Inpt
3	Ref. Voltage	+ Input 1	V-	Non-Invgt Input	Gain Sel	Gain Adjust	Invert. Input
4	Curr. Source Bias	- Input 1	Strobe 2	V Ref	Gain Sel	- Signal In	Latch Enable
5	Ground	V-	Output 2	Ground	V-	Bias	V-
6	Curr. Source Base	Output 2	Ground	V Out	Output 2	+ Output	NC
7	Input Low	Ground 2	Output 1	V _c	Output 1	+ Carr. Outpt	Q
8	Output High	+ Input 2	Strobe 1	V _{cc}	V+	- Carr. Input	\bar{Q}
9	Biastap	- Input 2	V _{cc}	Freq. Compnsatn	Gain Sel	- Output	Ground 2
10	Output Low	V+	V+	Current Limit	Gain Sel	V-	Ground 1

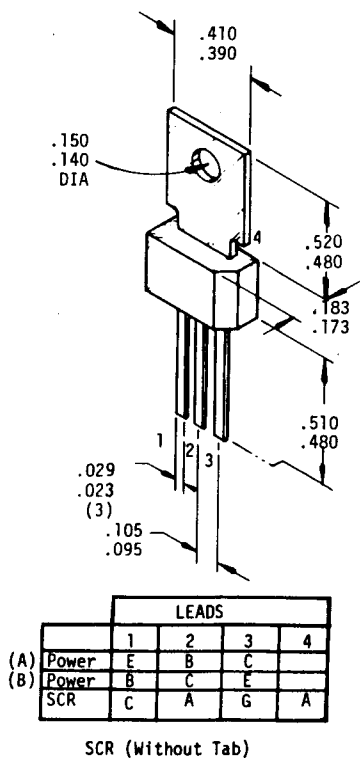
TO-101



TO-220



TO-202



DESOLDERING TOOLS-STATIC CHARGE

TOOL	CHARGE LEVEL RETAINED ON TOOL	
	Immediate charge	Charge after time
Silverstat Solderpullt	0V	0V After five minutes
Deluxe Solderpullt	3kV	300-400V After five minutes
Standard Solderpullt	20kV	10kV After five minutes
Bulb Solder Sucker	10kV	4kV After five minutes
Solder-Wick	*2kV	0V After one minute

*Charge was retained due to solder-wick's plastic reel

Some circuit board components are sensitive to static charge. Also, some desoldering tools create a static charge. In order to identify and preclude potential problems, we have tested the various desoldering tools available for use at Tek.

A circuit board was used, with components removed, to determine static levels. Each device was tested ten times. The desoldering tools were checked for immediate charge retention and for the charge held after five minutes.

Each of the tools except the Silverstat Solderpullt, left a static charge on the circuit board and retained a charge (see chart). The Silverstat Solderpullt, a model with a metallized surface, left no charge and also retained no charge. Therefore, it is the preferred tool. It has been assigned part number 003-0795-00.

For more information on these desoldering tools, contact Herb Zajac, ext. 4759.

RELIABILITY NOTES

COMPONENT RELIABILITY DATA: CAUTION!

The Component reliability data listed in this catalog is compiled from Tek field failure data. As such, they represent historical information based on many different instrument applications and environments. Using a part with a particular rate does not guarantee that the part will exhibit that rate in the circuit. This is due to the dependence of the failure rate on application stress (voltage, current, temperature, mechanical stresses) and other factors which may determine the part failure to an even greater extent than application stress. Some of these factors are:

1. Dependence on typical or unspecified parameters for proper circuit operation.
2. Circuit characterization which did not anticipate component parameter distribution or account for variations in performances at high or low temperatures.
3. Effects of thermomechanical cycling stress, such as in a sweep circuit.
4. Safe operating area-second breakdown phenomena.
5. Susceptibility to burn-out by transients.
6. User-induced failure.
7. Poor maintenance techniques.

One might ask: Of what value is this reliability data? It is a comparative indicator of Tek's experience with that component. Parts having experienced failure rates greatly different from the generic rates should trigger some questions about their use in new applications. For example, is there evidence the part has been misapplied or occasionally suffered abuse? Have the suppliers had difficulty making the part? Does the new application stress the parts to the same degree as earlier applications? Component Engineering or Component Reliability Engineering (Ext. 1605) may assist in answering such questions. The value of the data is as a flag indicating we have experienced some kind of reliability problem with that part in the past. "Device Ratings for Tektronix Design" can help in identifying or avoiding misapplication problems (Call Component News, Ext. 4855 for copies).

IC THERMAL RESISTANCE

In order to run reliability predictions using computer programs (such as MTBF) which require input of the part junction temperature, you must know the part power dissipation and thermal resistance. Due to the packaging combinations available thermal resistance reliability data should be obtained from buyer, vendor or Component Reliability information.

HOW FAILURE RATES DEPEND ON APPLIED STRESS

SEMICONDUCTORS

Models have been developed to represent, in a heuristic manner, the dependence of semiconductor failure rates on voltage and temperature stress. These models are based on the Arrhenius equation which for a physical process, describes the process rate dependence on temperature:

$$R = R_0 \exp - \frac{E_A}{kT_K}$$

where R = reaction rate

R_0 = a constant

E_A = activation energy in eV

k = Boltzmann's constant (8.6×10^{-5} eV/K)

T_K = absolute temperature in Kelvin

Thus, the acceleration factor (AF) for the failure rate is

$$AF = \exp \frac{E_A}{k} \left(\frac{1}{T_1} - \frac{1}{T_2} \right)$$

Where T_1 is the test temperature (or reference temperature) and T_2 is the desired temperature in degrees Kelvin. Figure 1 shows this factor normalized to the failure rate at 60°C junction temperature. Also shown is the effect of voltage stress (MIL-HDBK-217B model for bipolar transistors only). Voltage stress ratio is defined as the ratio of operating V_{CE} to rated V_{CE} .

An enlarged copy of Figure 1 appears in the Transistor section of this catalog.

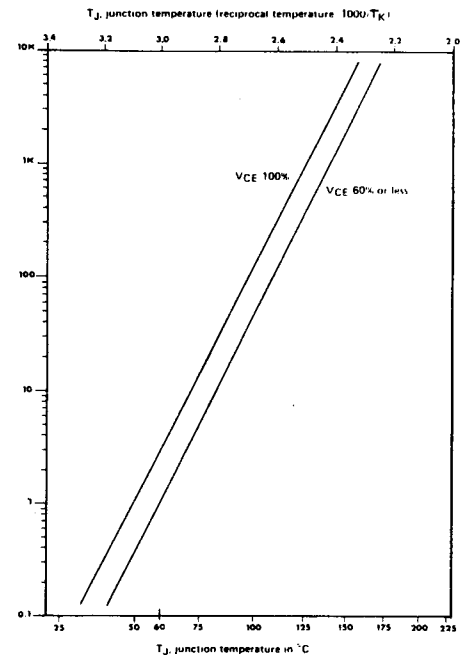


FIGURE 1 - Failure rate acceleration factors normalized to a failure rate of 1 at 60°C junction temperature. Effects of transistor voltage stress are indicated by the two lines for 100% and 60% voltage stress levels. For microcircuit acceleration factors, use the 60% line.

IN ADDITION TO THE GENERIC FAILURE RATE DATA LISTED HERE, MANY OF THE SECTIONS OF THIS CATALOG LIST THE EXPERIENCED FAILURE RATE DATA FOR THE INDIVIDUAL PARTS.

GENERIC FAILURE RATE DATA

	%/Warranty Yr Tek Experience
Microcircuits, Non Tek-Made	
Linear	.06
Digital	.02
MOS/LSI/Memory	.02

†† CATALOG RELIABILITY CODES

USAGE/YR	CODE	FAILURE FREQ	CODE	%/YR (median)
≥ 10	1	1/100 000	A	.001
≥ 100	2	1/50 000	B	.002
≥ 1 000	3	1/20 000	C	.005
≥ 10 000	4	1/10 000	D	.01
≥ 100 000	5	1/5 000	E	.02
≥ 1 000 000	6	1/2 000	F	.05
≥ 10 000 000	7	1/1 000	G	.1
		1/500	H	.2
		1/200	I	.5
		1/100	J	1.0+

INTEGRATED CIRCUITS APPLICATION NOTES (CONT)

INTEGRATED CIRCUIT QUALITY AND RELIABILITY

QUALITY AND RELIABILITY are terms often mistakenly used interchangeably. QUALITY is an indication of the proportion of defective devices existing in a given lot at a given inspection point. RELIABILITY is a measurement of the probability that an initially good part will remain good over a given time period.

RELIABILITY SCREENS

Reliability screening of microcircuits can reduce field failure rates, sometimes by up to a factor of 10. The single most effective reliability screen, high-temperature burn-in, removes weak (infant mortality) parts and is especially recommended if junction temperature of 75°C or higher is encountered in the part application.

Some Tek part numbers are available with 100% burn-in. See index pages for those part numbers.

Checklist for CMOS design

CMOS has what appears to be the most ideal set of characteristics for a logic family: low power, high noise immunity, wide supply voltage range, and high input impedance. With all this going for CMOS, what are the drawbacks?

One drawback is operating speed. To increase speed you can increase the supply voltage. But, at higher speeds and higher supply voltages, power dissipation can exceed that of equivalent TTL.

The other potential way of increasing speed is CMOS on a synthetic substrate. Manufacturers have had problems with this process however, and only a limited number of products are available.

The high input impedance has two drawbacks: noise susceptibility in a high AC noise environment, and AC fan-out. DC fan-out on most CMOS is specified at 50. AC fan-out is much lower, with supply voltage and operating speed becoming the deciding factors.

The output specs of the early CMOS gates are further complicated since the gates have series and parallel MOS transistors in the output.

The buffered CMOS introduced by Fairchild and since introduced by others, has large geometry output devices that give more output drive and uniform specs from device to device.

High input impedance increases the chance of damage by static discharge. Damage by static may cause complete failure of a part or degradation of performance such as increased input current.

Some basic handling procedures will prevent most static damage. Avoid using plastic containers, styrofoam, etc. for transporting CMOS. Use a grounded soldering iron and discharge the static charge on yourself before handling CMOS. All unused inputs on CMOS should be connected to a supply to prevent them from floating due to leakages, internal capacitive coupling and system noise.

All CMOS now has protection diodes on the input to help with the static problem. The diodes are the subject of new problems. Specifications vary and are vague —

RCA says, "Input current should be limited to the microampere level."

Fairchild states that "currents must be limited to 10 mA."

Motorola further says, "It is necessary to limit the input current to ± 10 mA per package pin. This 10 mA rating also applies to the V_{DD} and V_{SS} pins.

Therefore, if any device has four inputs which may be forward biased, they should be limited at 2.5 mA each."

Texas Instruments also claims a 10 mA maximum, but we have found the input protection diode current on one gate will affect input current on other gates in that package. According to the TI CMOS program manager, Tim Smith, "The phenomenon you see is normal."

One final comment about Fairchild CMOS — Fairchild CMOS is specified to run at 18 volts maximum. According to an internal memo, they recommend running their CMOS at something less than 18 volts.

Their CMOS has a typical breakdown of 22 volts which is normally a catastrophic breakdown. Also, Fairchild states their reliability to be less at the higher supply potentials.

RCA and Motorola told me that their parts had a typical breakdown of 27 volts and that 18 volts was conservative.

CMOS has many characteristics which differ from other logic families. The following design checklist is intended to point out those differences and remind design engineers of inherent CMOS limitations.

OK	Possible Trouble		OK	Possible Trouble	
<input type="checkbox"/>	<input type="checkbox"/>	*Have you taken adequate precautions to avoid static electricity damage?	<input type="checkbox"/>	<input type="checkbox"/>	*Have you terminated all inputs?
<input type="checkbox"/>	<input type="checkbox"/>	*Have you protected signal inputs against overvoltage spikes? Overvoltage spikes can damage clamp diodes or cause latchup.	<input type="checkbox"/>	<input type="checkbox"/>	*Have you used CMOS gates as linear amplifiers? This practice destroys buffer gates, fails to operate below 4 volts and makes vendor interchangeability more problematical.
<input type="checkbox"/>	<input type="checkbox"/>	*Have you considered the design differences between buffered and non-buffered parts? They are not interchangeable in some circuits, such as typical two-gate oscillators.	<input type="checkbox"/>	<input type="checkbox"/>	*Have you used flip-flops with transmission gate inputs driven above and below the supply voltages? If you have, they can malfunction when interfacing other logic families from distant boards.
<input type="checkbox"/>	<input type="checkbox"/>	*Is the output load within the device's specification?	<input type="checkbox"/>	<input type="checkbox"/>	*Have you used one-shots? Most vendor one-shots are not truly resettable; although reset shuts off the timing cycle, they do not start immediately on another cycle (3 to 4 msec output risetimes have been observed).
<input type="checkbox"/>	<input type="checkbox"/>	*Does the manufacturer specify parameters at the power supply voltage you're using? Some vendors list power supply voltages at which there are no specs.	<input type="checkbox"/>	<input type="checkbox"/>	*Have you considered energy noise levels? Using 5 volt supply levels, CMOS has an order of magnitude less noise margin than TTL (about 0.4 nJ for CMOS and 4.0 nJ for standard TTL).
<input type="checkbox"/>	<input type="checkbox"/>	*Does the operating frequency exceed 500 kHz? The power consumption of a CMOS gate exceeds that of a low-power Schottky TTL gate between 500 kHz and 2 MHz, depending on supply voltage level. Low-power Schottky may be a better choice for some applications.	<input type="checkbox"/>	<input type="checkbox"/>	*Have you used "wire-or" configurations? The outputs of a CMOS device cannot be connected as a "wire-or" because of the complementary pair configuration.
<input type="checkbox"/>	<input type="checkbox"/>	*Have you used analog switches? Excessive current through analog switches results in latching and destructive breakdown. Protective circuitry is essential.	<input type="checkbox"/>	<input type="checkbox"/>	*Have you used typical values in the design? Because of the large part-to-part process variations, you cannot afford to assume that the units you receive will operate at the values listed as typical.
<input type="checkbox"/>	<input type="checkbox"/>	*Is the power supply switched on before applying signal inputs? Damage can occur if the diode between input and V_{DD} is forward biased.	<input type="checkbox"/>	<input type="checkbox"/>	Plastic has a price advantage over ceramic; but, the same plastic is much more susceptible to failure in high humidity (above 50 percent) conditions.
<input type="checkbox"/>	<input type="checkbox"/>	*Do input rise and fall times exceed 15 μ sec? You could exceed the maximum power dissipation of the device, especially when using high currents and supply voltages.			

For further CMOS information, contact Wilton Hart, Component Evaluation, ext. 2572.

INTEGRATED CIRCUITS APPLICATION NOTES (CONT)

LM321 and LM725C op amps

New additions to the precision area and the OP-07 and OP-10.

The OP-07 has a maximum V_{OS} and V_{OS} drift of $150\mu V$ and $1.8\mu V/^{\circ}C$, respectively. Input currents are $\pm 7\mu A$ maximum (note: they can be positive or negative because internal current cancellation is used), and both open loop gain and CMRR are 100,000 minimum.

The device is slow, however, with typical bandwidth and slew rate of 0.6MHz and $0.17V/\mu S$, respectively.

The OP-10 is a dual OP-07 with the V_{OS} trimmed for a typical 0.3mV match between the two amps. The V_{OS} on the individual amps is $1.3\mu V$ maximum, while other individual characteristics are similar to the OP-07. This device is especially good for the 2 and 3 OP-AMP instrumentation amplifier configurations.

OPERATIONAL AMPLIFIERS: Rules of thumb

1. If the offset voltage drift of an op amp is not specified, a rule of thumb is that there will be $4\mu V/^{\circ}C$ of drift for every 1 mV of V_{OS} .
2. Most op amps specify power supply voltages at ± 18 volts. This does not mean the supplies have to be symmetrical about ground. For instance, +5v and -20v can be used as long as the output voltage swing requirements are not greater than $2-1/2V$ less than these supply rails.
3. It is not recommended for new designs to use the unregulated + or -33V supply of the TM500 mainframe series for the supply on op amps. This supply can surpass the maximum 36V when the mainframe is subjected to a line voltage +10% above nominal value.
4. To minimize voltage offset drift of an op amp, the source resistance to the two input terminals should be made equal, especially if the source resistance is greater than 10k ohms.

INTEGRATED CIRCUITS APPLICATION NOTES (CONT)

Digital MC specs

	$V_{CC} = +5.0V$ $T_C = 25^\circ C$					$V_{CC} = 0$ $V_{EE} = -5.2$
	Standard [†]	L [†]	LS	S	CMOS	ECL
$V_{IH}(MIN)$	2V	2	2	2	3.5	-1.105
$V_{IL}(MAX)$.8V	.7	.8	.8	1.5	-1.475
$V_{OH}(MIN)$	2.4V	2.4	2.7	2.7	4.99	-0.98
$V_{OL}(MAX)$.4V	.4	.5	.5	0.01	-1.850
$I_{IH}(MAX)$	40 μ A	10 μ A	20 μ A	50 μ A	10pA typ	265 μ A
$I_{IL}(MAX)$	-1.6mA	-.18mA	-.4mA	-2mA	10pA typ	.5 μ A
$I_{OH}(MAX)$	-400 μ A	-200 μ A	-400 μ A	-1000 μ A	$I_{DP}^* = -.12mA$	20mA typ
$I_{OL}(MAX)$	16mA	3.6mA	8mA	20mA	$I_{DN}^* = .12mA$	35 μ A
FANOUT (TO ITSELF)	10	20	20	10	50 DC 3 AC 10 MHz	70 DC only 7 AC 150 MHz
AVERAGE PROP DELAY	10nS	33nS	9.5nS	3nS	35nS into 15pF typ.	2nS
AVERAGE POWER DISSIPATION PER GATE	10mW	1mW	2mW	19mW	.01 to .5 μ W Quiescent	25mW
SPEED-POWER PRODUCT	100pJ	33	19	57	.02	50
MIN NOISE IMMUNITY ($V_{IL} - V_{OL}$) LOW	.4V	.3V	.3V	.3V	1.5V (.3 x V_{DD})	160mV
($V_{IH} - V_{OH}$) HIGH	.4V	.4V	.7V	.7V	1.5V (.3 x V_{DD})	210mV
INPUT CAPACITANCE	---	---	---	---	5pF	---

* I_{DP} = Output drive current, P-channel (source)

I_{DN} = Output drive current, N-channel (sink)

Output currents are not standardized among the CMOS logic family. Check spec sheets for particular IC.

		DRIVEN DEVICE					
		74	74L	74LS	74S	CMOS	NMOS
DRIVING DEVICE	74	10	40	20	8	50 ⁽¹⁾	50
	74L	2	20	10	1	50 ⁽¹⁾	50
	74LS	5	40	20	4	50 ⁽¹⁾	50
	74S	12	100	50	10	50 ⁽¹⁾	50
	CMOS	0 ⁽³⁾	2 ⁽²⁾	1 ⁽²⁾	0 ⁽³⁾	50	50
	NMOS	2	20	10	1 ⁽³⁾	50	50

(1) Pull-up resistor on active output devices or open collector TTL is recommended for driving CMOS.

(2) These values vary according to the CMOS driving device. Check the sink and source current specs for the device under consideration. (Increased sink-current capability of CMOS gates can be achieved by paralleling input and output connections.)

(3) Only the 4049 and the 4050 buffers can drive TTL directly.

† SHOULD NOT BE USED IN NEW DESIGN.

ECL design checklist

The following design checklist for ECL devices is taken from the Government/Industry Data Exchange Program (GIDEP) files at Tek. To access additional GIDEP information (more than 35,000 reports are currently on file), contact Bill Snell, 1253WR. If you have questions about ECL devices, contact Joseph Parent, 2573.

Requirement	Yes	No	N/A
1. <i>Has the fanout been checked?</i> Both AC limitations and current needed in the transmission line termination can be expected to restrict the system fanout to a smaller number than expected from simplistic considerations.			
2. <i>Has the wired-OR configuration been used?</i> When several circuits are connected with wired-OR outputs, a noise spike may be generated on the output if all gates are at a 1 output, and all gates but one are simultaneously changed to a logic 0. The noise spike is due to the one gate suddenly having to source the output current previously supplied by the other circuits.			
3. <i>Has the correct interconnect wiring been used between devices?</i> Incorrect selection of conventional interconnect wiring could result in false system operation due to a high percentage of incident pulse reflections and subsequent lowering of the AC noise immunity.			
4. <i>Is a low-noise power supply being used?</i> High frequency noise and ripple from the power supply should be avoided because they produce, in effect, differences in voltage levels among sections of a system, and lead to loss of noise margin. It is recommended that high-frequency power supply noise be held below 50 mV.			
5. <i>Have V_{CC1} and V_{CC2} pins been connected directly to the ground plane as close as possible to the package?</i> V_{CC1} should equal V_{CC2} for best operation. If V_{CC1} drops below V_{CC2} by more than 200mV, the output devices could saturate and cause propagation delays.			
6. <i>Are only a few ECL devices used in a predominantly TTL system?</i> Care must be exercised with both logic families when using this technique to be certain of proper bypassing of the power supply. This prevents coupling of noise between circuit families. The safest method is to use a 0.01 μ F ceramic capacitor across each ECL device. When larger systems are operated on a common power supply, separate power buses to each logic family help to prevent problems.			
7. <i>Are double-sided boards used?</i> A ground plane is recommended on one side of the board. If a ground plane is not possible, a ground bus must be used as part of the layout on the board to provide a low inductance V_{CC} line.			
8. <i>Have high current devices such as relays, lamps, core drivers been incorporated on the same board as the logic circuits?</i> These high current circuits should be connected to a separate ground bus on the board and in the backplane.			
9. <i>Are flip-flops used in the design?</i> A damping resistor or a combination of series/parallel terminations with microstrip lines is required when driving flip-flops whenever fanouts exceed four and whenever line lengths are greater than three inches.			
10. <i>Have worst case combinations of driver output and load input characteristics been computed?</i> A 35% overshoot limit ensures that system speed is not compromised either by saturating an input on overshoot or extending into the threshold region on the following undershoot.			

INTEGRATED CIRCUITS APPLICATION NOTES (CONT)

PACKAGE NUMBER CODES

SUFFIX

PREFIX

TEXAS INSTRUMENTS	
H,U,Z,W	Flatpak
J	Ceramic DIP
JA	Alumina-Filled-Glass DIP; 14, 16 Lead
JB	Metal Base DIP; 14, 16 Lead
JP	Alumina-Filled-Glass (Ceramic Base DIP) 8 Lead
L	T0-5 Style; 8, 10 Lead
N	Plastic DIP
ND	Plastic DIP; 8 Lead
FA	Ceramic Flatpak; 14, 16 Lead
LA	T0-5; 3 Lead
RA	Ceramic DIP; 24 Lead
SB	Metal Lid Flatpak; 16, 24 Lead
P	Mini DIP

SIGNETICS	
A	Plastic DIP; 14 Lead
B	Plastic DIP; 16 Lead
DA	T0-3; 3 Lead
DB	T0-5; 3 Lead
F	Ceramic DIP (Glass); 14, 16, 24 Lead
G,J,W	Ceramic Flatpak; 10, 14, 16 Lead (Alloy 42)
I	Ceramic DIP (Kovar); 14, 16, 18, 22, 24, 28, 40 Lead
K	T0-5 Style; 10 Lead, Low Profile
L	T0-5 Style; 10 Lead, Hi Profile
N	Plastic DIP; 24 Lead
NX	Plastic DIP; 24 Lead, (SM Body Width)
Q	Ceramic Flatpak; 10, 14, 16, 24 Lead (Kovar)
T	T0-5; 9 Lead
V	Plastic Mini DIP; 8 Lead
XA	Plastic DIP; 18 Lead
XC	Plastic DIP; 22 Lead

RCA	
D	Ceramic DIP
E	Plastic DIP
F	Frit Seal DIP, Ceramic
H	Chip
K	Flatpak
L	Beam Lead Chip
Q	Quad in-line, Plastic
S	Dual In-line Formed Lead T0-5
T	T0-5 Style
V	Spider Formed Leads T0-5

MOTOROLA	
L	Ceramic DIP
G	T0-5 can
F	Flatpak
L	Ceramic DIP
P	Plastic DIP
PQ	Plastic DIP (Staggered Leads)
P1	Plastic DIP, 8 Lead
P2	Plastic DIP, 14 Lead
R	T0-66
S	Ceramic Flatpak with Stud
K	Metal Power (T0-3)

FAIRCHILD	
D	DIP(Hermetic, Ceramic)
F	Flatpak
H	Metal Can (T0-8, T0-78, T0-99, T0-100, T0-101)
J	Metal Power (T0-66)
K	Metal Power (T0-3)
P	DIP (Plastic)
T	Mini DIP
U	Power Package (Molded, T0-220)
X	Dice
E	T0-5 Style (Epoxy)

Advanced Micro Devices	U or AM or SN
Analog Devices	AD
Fairchild Semiconductor	SL or 9N
General Electronics	SIL
Harris Semiconductor	HDI
Intel Corp.	P or D or Int
ITT Semiconductor	ITT
Litronix	LIT
Monsanto	Q
Motorola	MC, SC or SPQ
National Semiconductor	INS, LF, DM, DS, LM, or MM
RCA	CA or CD
Raytheon	RA or CA
Signetics	N or NE
Silicon General	SG
Siliconix	S
Stewart-Warner	SW
Texas Instruments	KT, SN, TP or TMS

TABLE OF MICROCIRCUIT MANUFACTURER SUFFIXES

COMPANY	DEVICE CLASSIFICATION	PLASTIC SUFFIX	CERAMIC SUFFIX	SCREENED DESIGNATION FOLLOWING MFR. PN
AMD	Non-Proprietary	N	J	B
AMD	Proprietary	PC	DC	B
AMI		P	C,E***	*
EA		PC	DC	*
Fairchild		PC	DC	QR
General Instruments		P	C	*
Harris		3	1	-8
Intel Corp.		P (prefix)	C (prefix) D (prefix)	Tek PN
Intersil		P	D	*
MMI		N	D	*
Mostek		N	P	MKX
Motorola	TTL	N	J,S***	DS
Motorola	MOS	P	L,S***	D
	ECL	P	L,S***	1
National		N	J	A+
NEC		C	D	Tek PN
Plessey		DP	DG	Tek PN
RCA		E	F	X
Rockwell		P	C	Tek PN
Signetics		N	F	B
Synertek		P	C,D***	*
Texas Instruments		P,N		P3
Texas Instruments			J	P4
ZILOG		PS	CS	Tek PN

* Not presently selling screened devices to Tek.
 ** Screened not presently bought in this package.
 *** CER dip package.

NOTES

COST CODE

(CC COLUMN)

CODE	A	B	C	D	E	F	G	H	I	J	K	L	M	N	O
⌘ VALUE with +	.75¢	2¢	3.75¢	6¢	10¢	18¢	35¢	60¢	\$1	\$2	\$3.75	\$6	\$10	\$18	\$35+
⌘ VALUE no suffix	.5¢	1.5¢	3¢	5¢	8¢	15¢	25¢	50¢	75¢	\$1.50	\$3	\$5	\$8	\$15	\$25
⌘ VALUE with -	.2¢	1.25¢	2.5¢	4.25¢	7¢	13¢	22¢	40¢	65¢	\$1.25	\$2.50	\$4.25	\$7	\$13	\$22

NOTE: Costs may vary from order to order due to order quantities, vendor, etc.

HEAT SINK AND INSULATORS

TABLE OF CONTENTS

SECTION 5

	PAGE(S)
HEAT SINKS	5-2 THRU 5-27
INSULATORS	5-28 THRU 5-46
NOTES	5-47
TEK ALUMINA ELECT. INSULATING HEAT SINKS AND INSULATORS	5-48 THRU 5-50
CROSS REFERENCE INDEX	5-51 THRU 5-55
APPLICATION NOTES	
FIN SPACING AFFECTS HEAT SINK EFFICIENCY ...	5-56

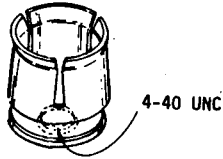
TEMPERATURE CONVERSION CHARTS

DEGREE C	=	DEGREE F	DEGREE F	=	DEGREE C
-90°		-130.0°	-90°		-68.0°
-80°		-112.0°	-80°		-62.0°
-70°		-94.0°	-70°		-57.0°
-60°		-76.0°	-60°		-51.0°
-50°		-58.0°	-50°		-46.0°
-40°		-40.0°	-40°		-40.0°
-30°		-22.0°	-30°		-34.4°
-20°		-4.0°	-20°		-28.9°
-10°		14.0°	-10°		-23.3°
0°		32.0°	0°		-17.8°
1°		33.8°	1°		-17.2°
2°		35.6°	2°		-16.7°
3°		37.4°	3°		-16.1°
4°		39.2°	4°		-15.6°
5°		41.0°	5°		-15.0°
6°		42.8°	6°		-14.4°
7°		44.6°	7°		-13.9°
8°		46.4°	8°		-13.3°
9°		48.2°	9°		-12.8°
10°		50.0°	10°		-12.2°
20°		68.0°	20°		-6.7°
30°		86.0°	30°		-1.1°
40°		104.0°	40°		4.4°
50°		122.0°	50°		10.0°
60°		140.0°	60°		15.6°
70°		158.0°	70°		21.1°
80°		176.0°	80°		26.7°
90°		194.0°	90°		32.2°
100°		212.0°	100°		37.8°
110°		230.0°	110°		43.3°
120°		248.0°	120°		48.9°
130°		266.0°	130°		54.4°
140°		284.0°	140°		60.0°
150°		302.0°	150°		65.5°
160°		320.0°	160°		71.1°
170°		328.0°	170°		76.6°
180°		356.0°	180°		82.2°
190°		374.0°	190°		87.8°
200°		392.0°	200°		93.3°
220°		428.0°	220°		104.4°

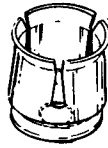
CONVERSION FORMULA $F^{\circ} - 32 \times 5/9 = C$
 $C^{\circ} \times 9/5 + 32 = F$

CATALOG WRITER: NORMA PETERSON, EXT. 2577.

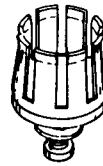
HEAT SINKS



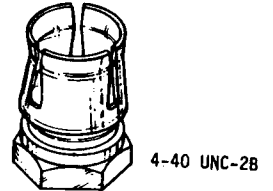
TO-5 TRANSISTOR
214-1611-00 CC: H RC: 4H
Tapped and insulated base
Beryllium Copper, Blk Ebonol
*Θ CE 25° C/W



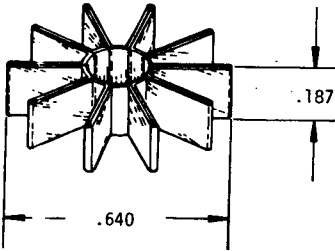
TO-5 TRANSISTOR
214-2473-00 CC: F
Beryllium Copper, Cd pl
*Θ CE 12° C/W



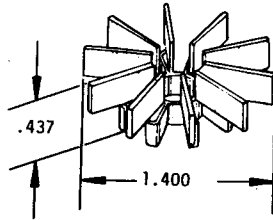
TO-5 TRANSISTOR
214-0757-00 CC: J
w/4/40 Scr w/shoulder washer
Beryllium Copper, Blk Ebonol
*Θ CE 12° C/W



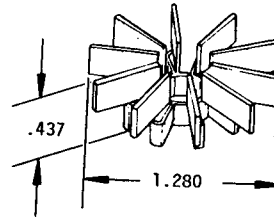
TO-5 TRANSISTOR
214-2569-00 CC: I RC: 4E
Tapped & insulated base
Beryllium Copper, Blk Ebonol
*Θ CE 16° C/W



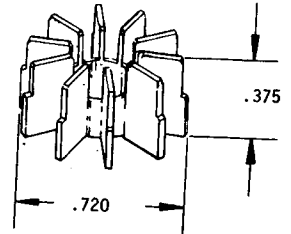
TO-18 TRANSISTOR
214-0498-00 CC: E
Aluminum, Black Anodize
*Θ CA 65° C/W



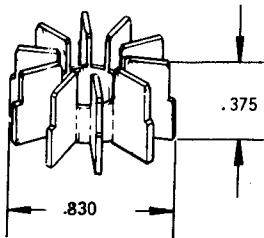
TO-8 TRANSISTOR
214-1799-00 CC: G RC: 4E
Aluminum, Black Anodize
*Θ CA 27° C/W



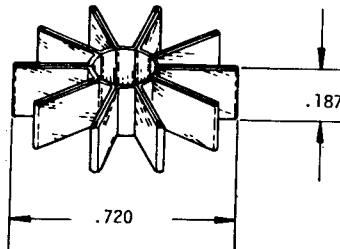
TO-5 TRANSISTOR
214-1254-00 CC: F- RC: 4E
Silver Bronze, Blk Paint
*Θ CA 30° C/W



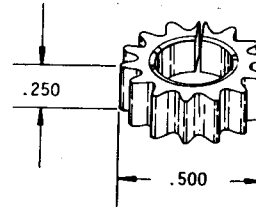
TO-5 TRANSISTOR
214-1291-00 CC: E RC: 5D
Silver Bronze, Blk Paint
*Θ CA 46° C/W



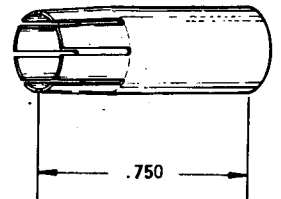
TO-8 TRANSISTOR
214-1813-00 CC: F RC: 4C
Aluminum, Black Anodize
*Θ CA 42° C/W



TO-5 TRANSISTOR
214-1292-00 CC: D RC: 5C
Silver Bronze, Blk Ebonol Finish
*Θ CA 58° C/W

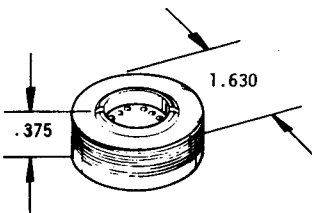


TO-5 TRANSISTOR
214-2593-00 CC: H
Aluminum, Black Anodize
*Θ CA 65° C/W

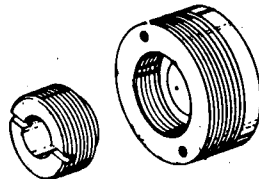


TO-18 TRANSISTOR
214-0693-00 CC: J+
Aluminum, Black Anodize
*Θ CA 70° C/W

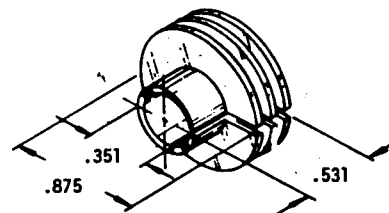
TO-5 TRANSISTOR
214-0269-00 CC: J- RC: 4B
Aluminum, Black Anodize
*Θ CA 65° C/W



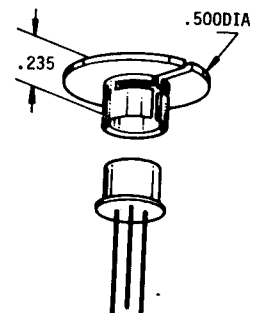
TO-8 TRANSISTOR
214-1497-00 CC: L-
Aluminum, Black Anodize
*Θ CA 32° C/W



TRANSISTOR					
CASE	PART NUMBER	CC	RC	*Θ	CA
TO-5	214-0668-00	H-		50°	C/W
TO-5	214-0761-00	J+		50°	C/W
TO-5	214-1208-00	I+		40°	C/W
TO-5	214-1300-00	J+		30°	C/W
TO-18	214-0667-00	I		55°	C/W



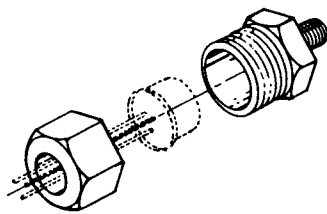
TO-5 TRANSISTOR
214-3136-00 CC: H-
Aluminum, Black Anodize



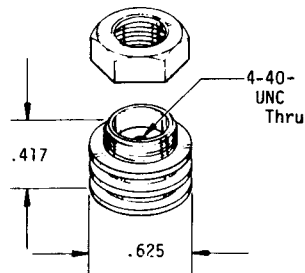
TO-92 and TO-18 TRANSISTOR
214-3414-00 CC: H
Aluminum, Black Anodize

*Thermal Resistance Symbols: ΘCE = Thermal Resistance Device Case to External Heat Sink.
ΘCA = Thermal Resistance Device Case to Ambient Environment.

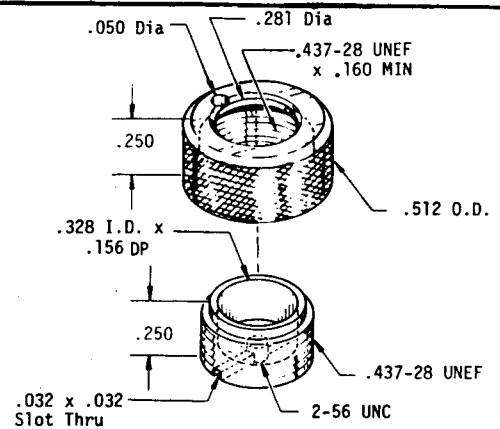
HEAT SINKS (CONT)



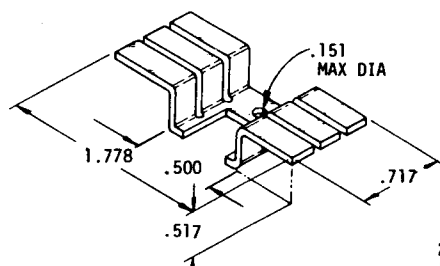
TO-5 TRANSISTOR
214-0289-00 CC: I+
*θ CE 20° C/W
TO-18 TRANSISTOR
214-0653-00 CC: M+
*θ CE 20° C/W



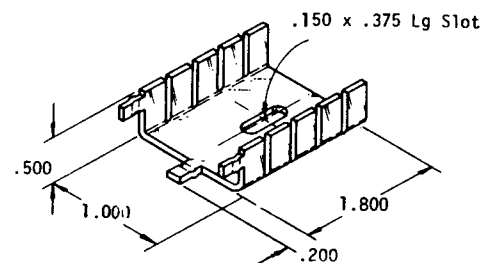
TO-5 TRANSISTOR
214-1121-00 CC: I-
Aluminum, Black Anodize
*θ CA 40° C/W
++ RC: 3E



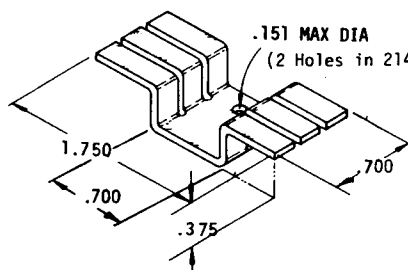
TOP
214-2459-00 CC: J-
Aluminum (251-0236-00)
BOTTOM
214-2458-00 CC: J
Aluminum (251-0281-00)



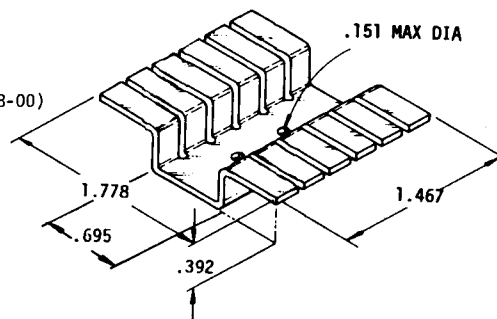
TO-220 TRANSISTOR
214-2956-00 CC: F-
Aluminum, Black Anodize
"Hat" for both part numbers below.



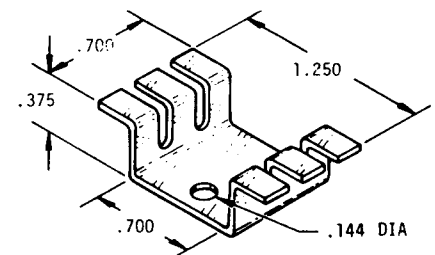
214-2953-00 CC: H
Aluminum, Black Anodize
*θ CA = 19° C/W



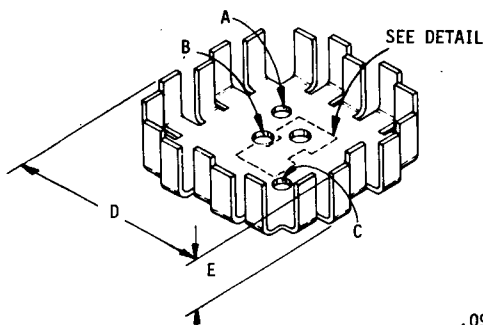
TO-220 TRANSISTOR
214-2955-00 CC: F-
214-3258-00 CC: I
Aluminum, Black Anodize



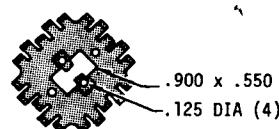
TO-220 TRANSISTOR
214-2957-00 CC: F+
Aluminum, Black Anodize



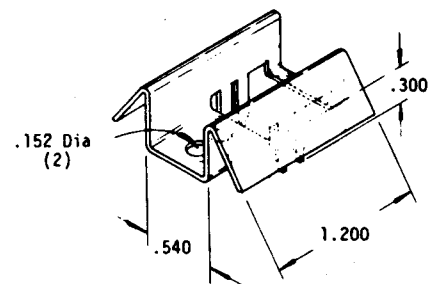
POWER TRANSISTOR
214-3309-00 CC: F
Aluminum, Black Anodize



DETAIL 214-3439-00



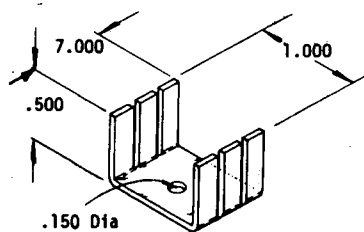
.090 ALUMINUM, BLACK ANODIZE



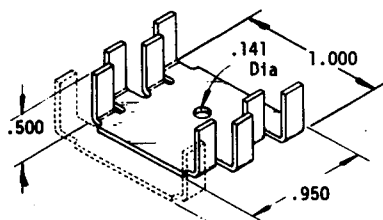
POWER TRANSISTOR
214-2418-00 CC: G
.040 Aluminum, Nickel Pl.

PART NUMBER	HOLE DIA A	HOLE DIA B	C BORE C	D	E	*θCA (C/W)	CC
214-1459-00	.166	.203	.312	3.125	1.000	4.3	
214-1460-00	.166	.203	.312	2.500	.900	5.5	J+
214-0559-01	.250	.203	.312	1.780	1.000	7.2	
214-0559-02	.250	.203	.312	1.780	1.000		I+
214-3438-00	.375	.2502	.437	2.500	.900		
214-3439-00				2.500	.900		

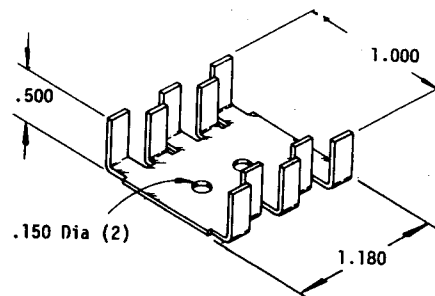
HEAT SINKS (CONT)



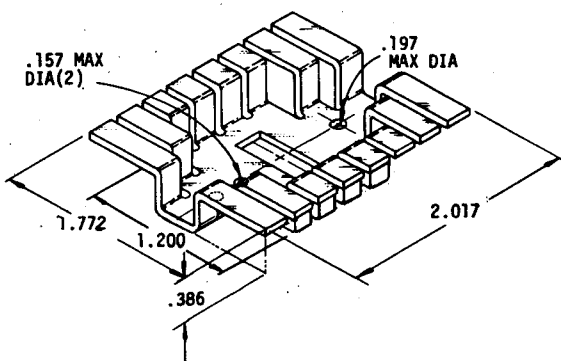
TO-220 TRANSISTOR
214-1967-00 CC: F-
Aluminum, Black Anodize
*θ CA 25° C/W



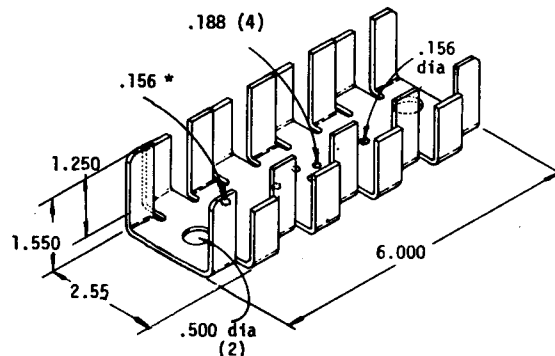
TO-220 TRANSISTOR
214-1692-01 CC: H One Hole
214-1692-00 G Includes Dotted Area
Aluminum, Black Anodize
*θ CA 21° C/W



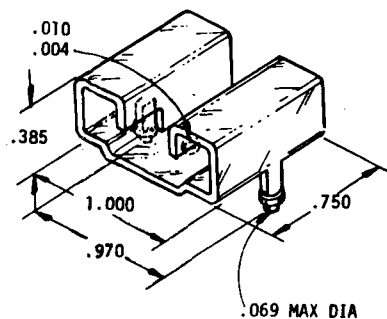
TO-220 TRANSISTOR
214-1914-00 CC: F
.040 Aluminum, Black Anodize
*θ CA 21° C/W



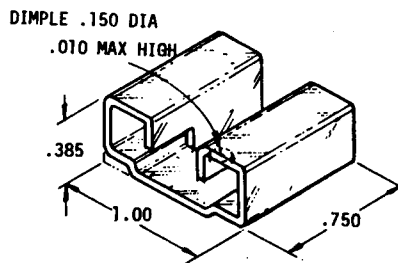
TO-3 TRANSISTOR
214-2954-00 CC: G+
Aluminum, Black Anodize
*θ CA = 7.5° C/W



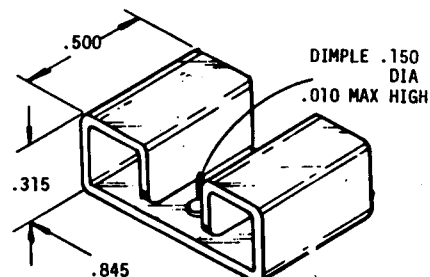
TO-3 TRANSISTOR
214-2613-00 CC: K-
Al Extrusion (251-0072-00)
214-2613-01 * Hole Moved CC: J+



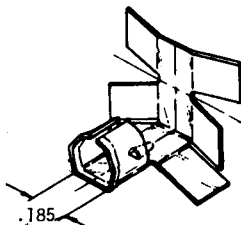
TO-220 TRANSISTOR
214-2518-00 CC: G
Frictionfit over mounting tab
Aluminum, Black Anodize
*θ CA 20° C/W



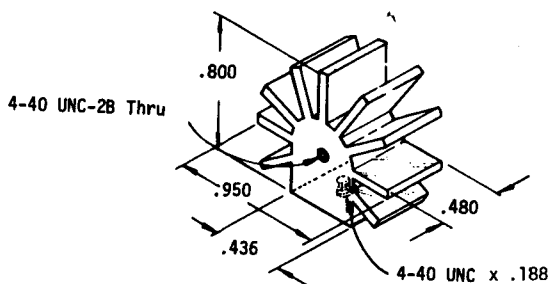
TO-220 TRANSISTOR
214-2518-01 CC: F
Frictionfit over mounting Tab
Aluminum, Black Anodize
*θ CA 20° C/W




TO-220 TRANSISTOR
214-2811-00 CC: E
Frictionfit over mounting tab
Aluminum, Black Anodize
*θ CA 28° C/W



TO-92 TRANSISTOR
214-3057-00 CC: G-
Phosphor Bronze

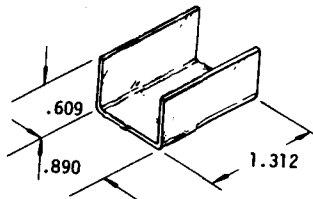
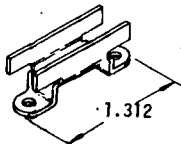


(2) TO-202 TRANSISTORS
214-2867-00 CC: K
Aluminum Extrusion, Black Anodize (251-1580-00)

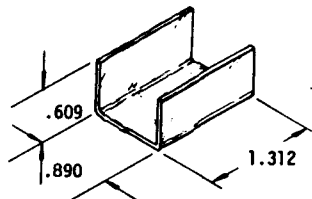


TO-5 TRANSISTOR
214-2496-00 CC: E
Aluminum, Chromate Conversion
*θ CA 60° C/W

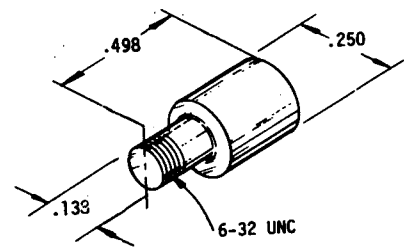
HEAT SINKS (CONT)



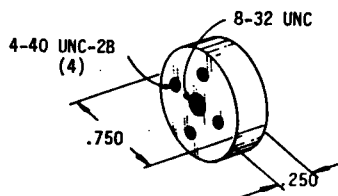
TO-66 TRANSISTOR
214-1199-00 CC: I -
.062 Aluminum, Black Anodized
*9 CA 11° C/W



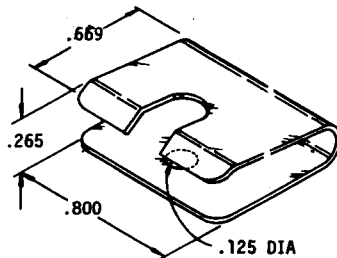
TO-66 TRANSISTOR
214-1504-00 CC: I
.062 Aluminum, Black Anodize
*9 14° C/W



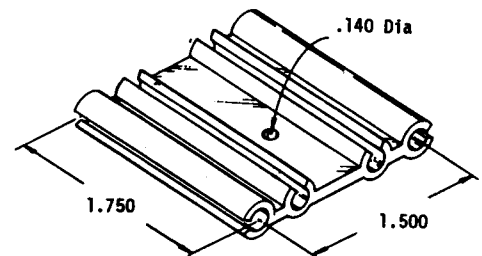
TO-8 TRANSISTOR
214-1651-01 CC: E
Copper



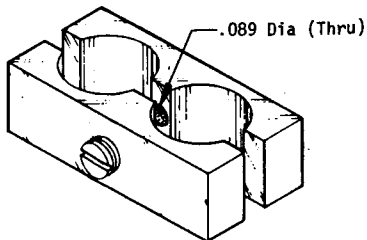
TRANSISTOR H.S.
214-2944-00 CC: J-
Aluminum (251-0223-00)



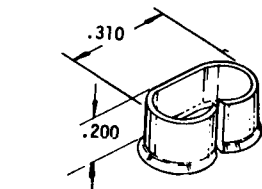
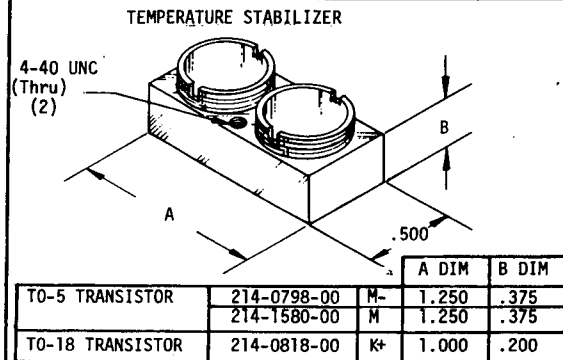
TO-39 TRANSISTOR
214-2746-00 CC: K RC: 3F
.016 Aluminum, Etch & Chromate
Conversion



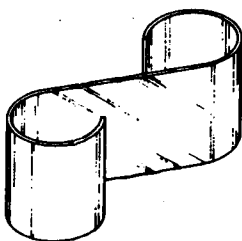
TO-220 TRANSISTOR
214-2948-00 CC: I
Aluminum Extrusion (251-1598-00)



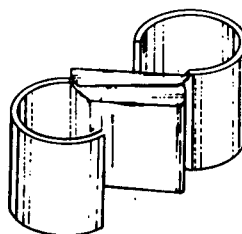
DUAL TO-18 COVER, HALF TRANSISTOR
200-0945-00 CC: F- RC: 5A
Half
200-0945-01 CC: E-
Half (w/2-56 UNC-2B)
Aluminum



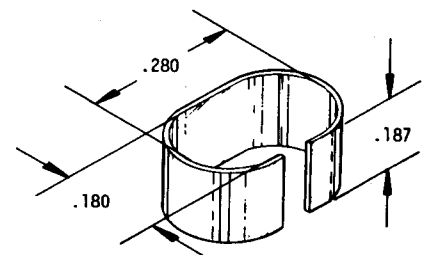
(2) TO-92 TRANSISTORS
214-1916-00 CC: B+
Brass



TO-18 TEMPERATURE STABILIZER
200-1673-00 CC: D-
.009 Beryllium Copper, Cd P1

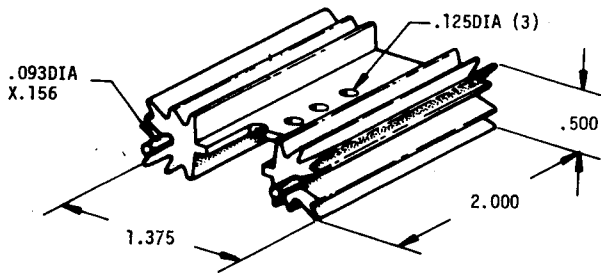


TO-18 TEMPERATURE STABILIZER
200-1167-00 CC: H
.010 Beryllium Copper, Cd P1
Thermal Equalizer

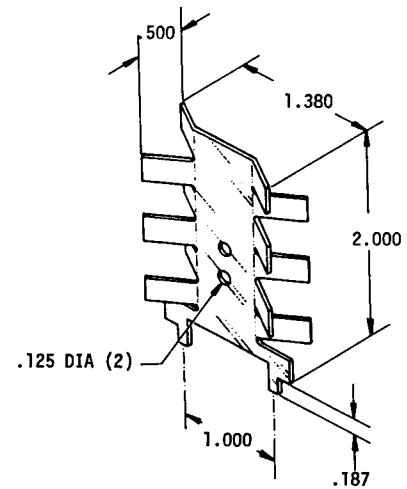


TEMPERATURE STABILIZER
214-0973-00 CC: C
.007 Copper Beryllium, Cd P1

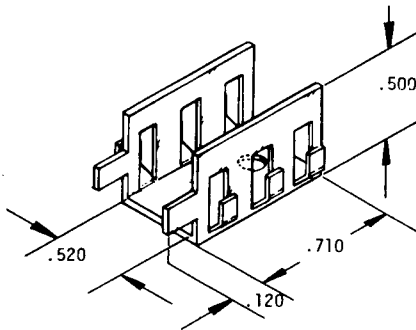
HEAT SINKS (CONT)



214-3429-00 CC: H-
For T0-220 and T0-202 Cases
Aluminum, Black Anodize



214-1815-00 CC: --
For T0-202 Case
Aluminum, Black Anodize



T0-220 TRANSISTOR
214-3036-00 CC: E+
Aluminum, Black Anodize

COST CODE (CC COLUMN)

CODE	≈ VALUE with -	≈ VALUE no suffix	≈ VALUE with +
A	.2¢	.5¢	.75¢
B	1.25¢	1.5¢	2¢
C	2.5¢	3¢	3.75¢
D	4.25¢	5¢	6¢
E	7¢	8¢	10¢
F	13¢	15¢	18¢
G	22¢	25¢	35¢
H	40¢	50¢	60¢
I	65¢	75¢	\$1
J	\$1.25	\$1.50	\$2
K	\$2.50	\$3	\$3.75
L	\$4.25	\$5	\$6
M	\$7	\$8	\$10
N	\$13	\$15	\$18
O	\$22	\$25	\$35+

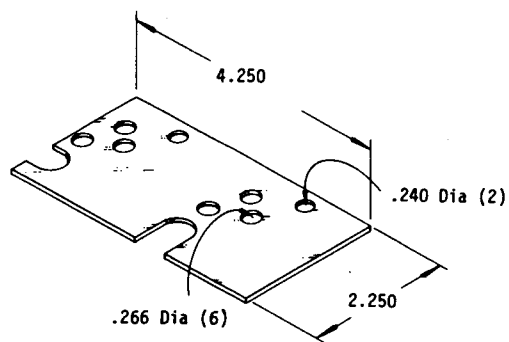
NOTE: Costs may vary from order to order
due to order quantities, vendor, etc.

++ CATALOG RELIABILITY CODES

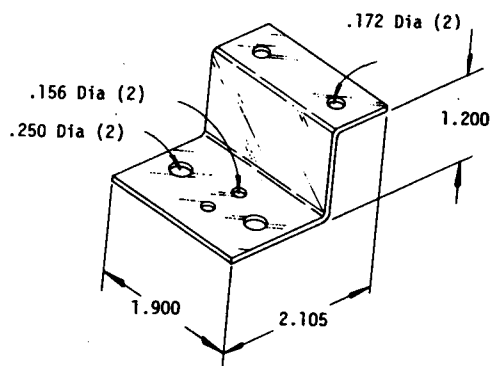
USAGE/YR	CODE	FAILURE FREQ	CODE	%/YR (median)
≥ 10	1	1/100 000	A	= .001
≥ 100	2	1/50 000	B	= .002
≥ 1 000	3	1/20 000	C	= .005
≥ 10 000	4	1/10 000	D	= .01
≥ 100 000	5	1/5 000	E	= .02
≥ 1 000 000	6	1/2 000	F	= .05
≥ 10 000 000	7	1/1 000	G	= .1
		1/500	H	= .2
		1/200	I	= .5
		1/100	J	= 1.0+

For further explanation of this code,
see page 0-25.

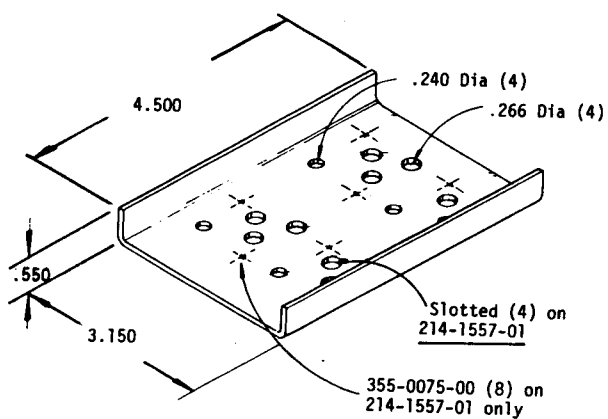
HEAT SINKS (CONT)



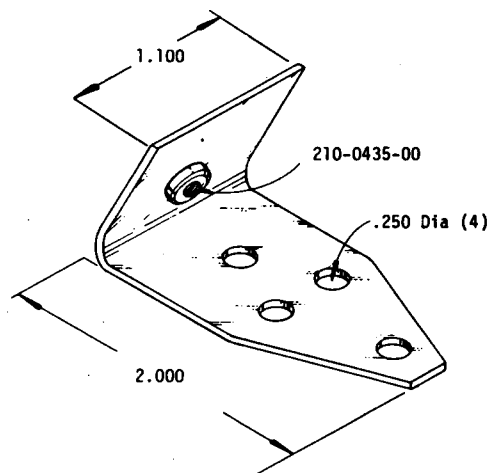
214-1598-00 CC- I+
T0-3
.125 Aluminum, Etch



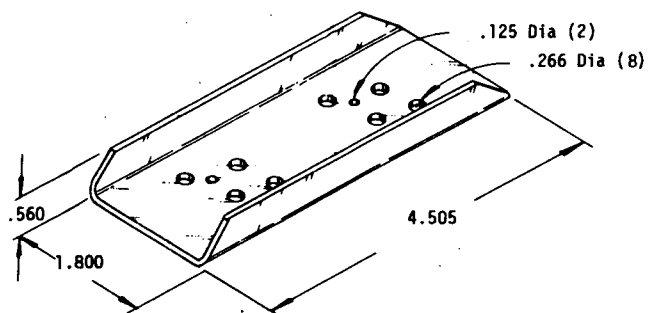
214-2224-00 CC- I-
T0-3
.080 Aluminum, Etch & Lacquer



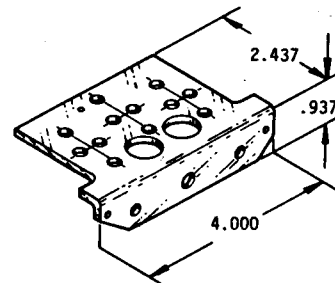
214-1557-00 CC- I+
T0-3
.080 Aluminum, Etch



214-1536-00 CC- I+ ++RC 4E
T0-3 .063 Aluminum, Anodize

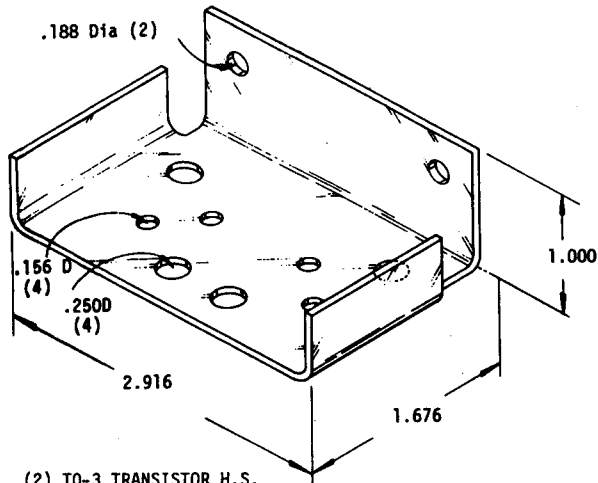


214-1550-00 CC- H
T0-3
.080 Aluminum, Etch

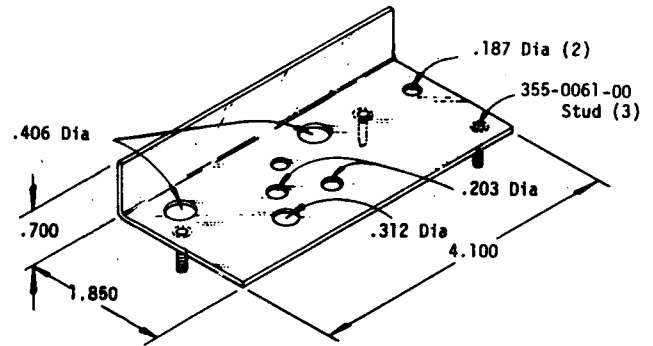


214-1388-00 CC: K-
.125 Aluminum (251-0072-XX)

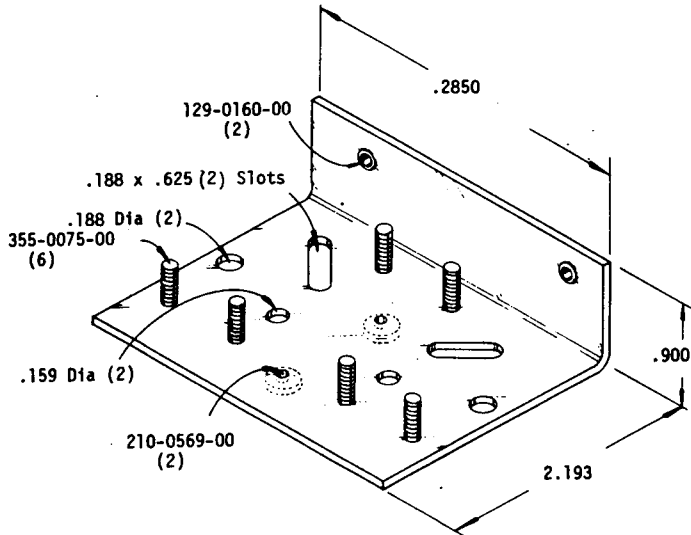
HEAT SINKS (CONT)



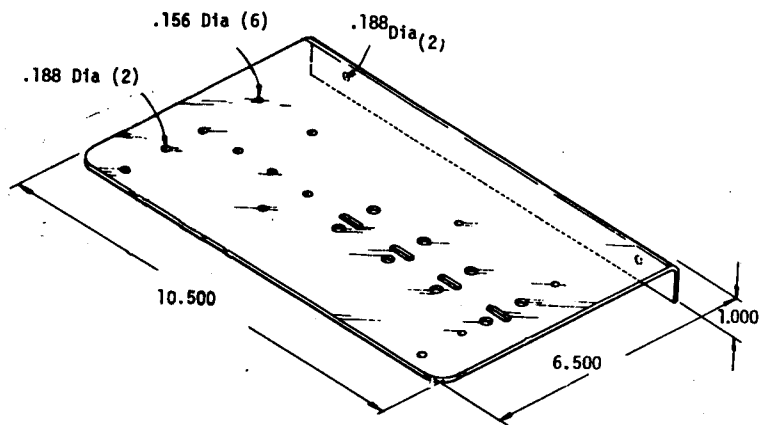
(2) TO-3 TRANSISTOR H.S.
214-1599-00 CC: J
.125 Aluminum, Etch & Chromate Conversion



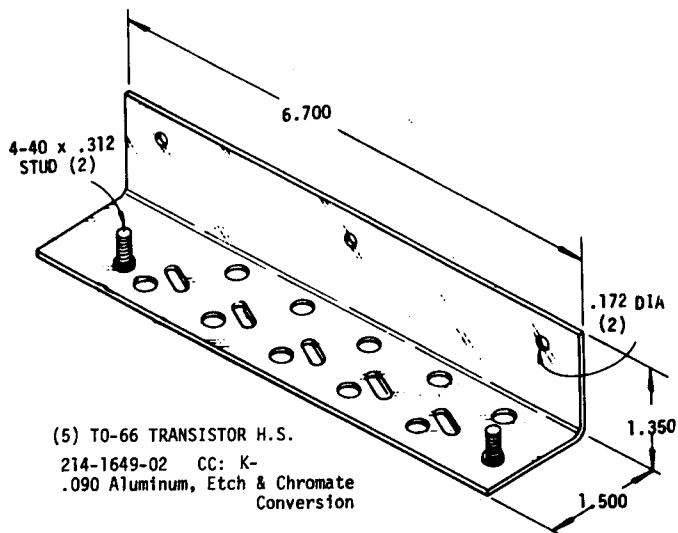
TRANSISTOR H.S.
214-2280-00 CC: J
.050 Aluminum, Etch & Chromate Conversion



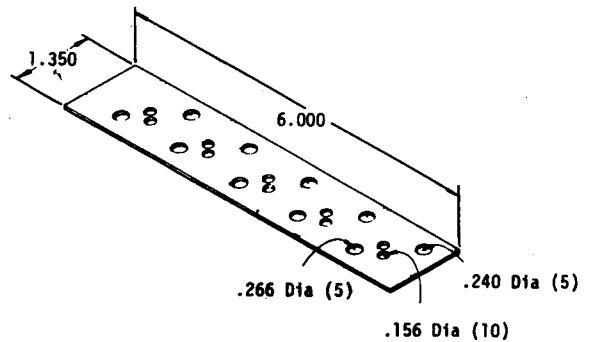
(2) TO-3 TRANSISTOR H.S.
214-1860-00 CC: K-
.090 Aluminum, Etch & Lacquer



(4) TO-66 TRANSISTOR H.S.
214-1795-00 CC: K+
.125 Aluminum (251-0038-00)

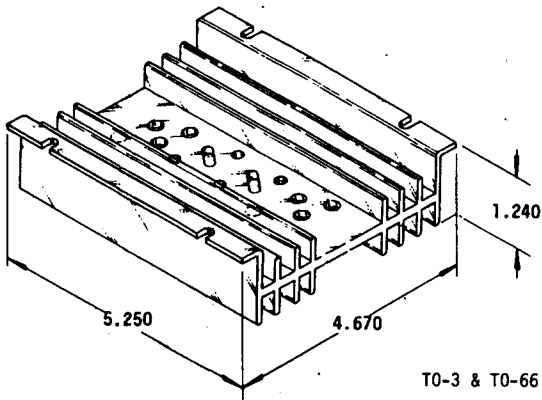


(5) TO-66 TRANSISTOR H.S.
214-1649-02 CC: K-
.090 Aluminum, Etch & Chromate Conversion

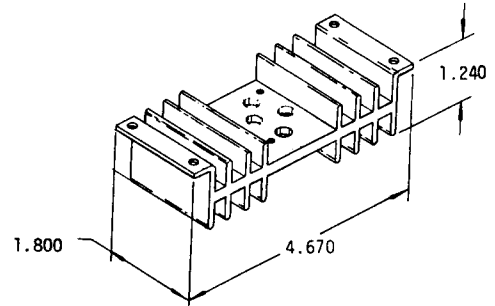


(5) TO-66 TRANSISTOR H.S.
214-1649-00 CC: H
.080 Aluminum, Etch

HEAT SINKS (CONT)

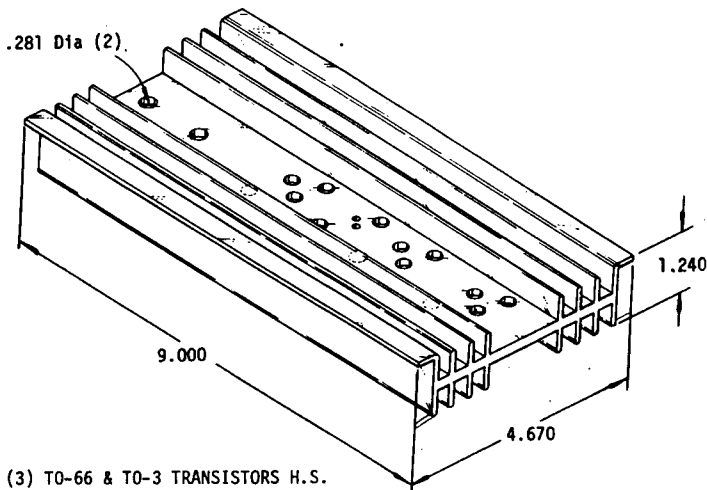


T0-3 & T0-66 TRANSISTOR H.S.
214-1130-00 CC: K+
Aluminum Extrusion (251-1038-00)

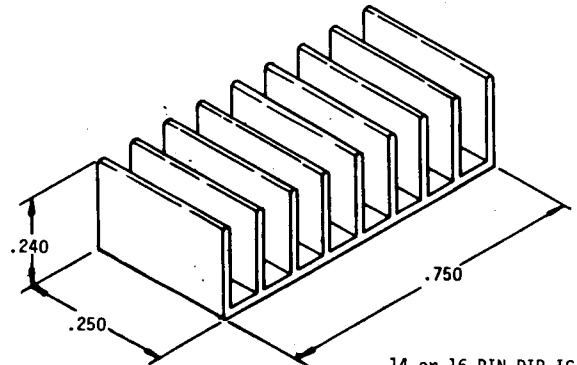


T0-3 TRANSISTOR H.S.
214-2888-00 CC: L
Aluminum Extrusion (251-1038-00)
Etch & Chromate Conversion

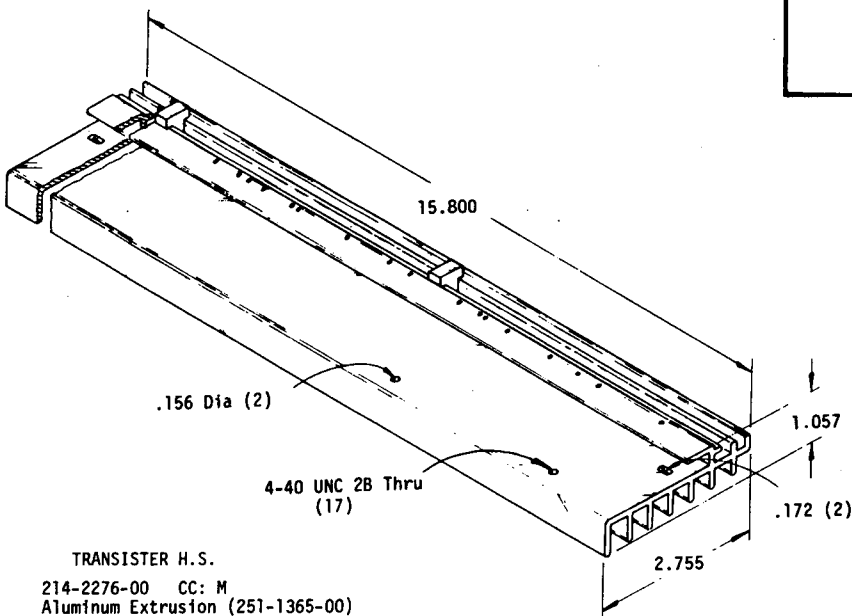
5



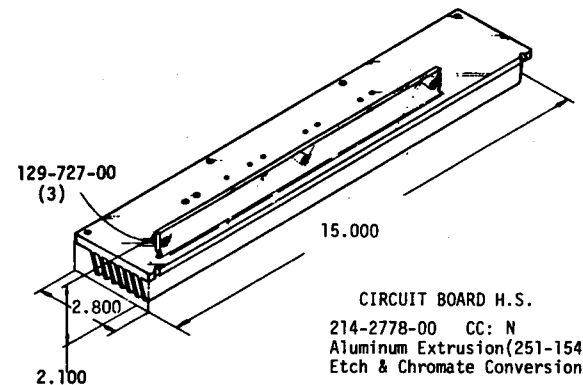
(3) T0-66 & T0-3 TRANSISTORS H.S.
214-2225-00 CC: M
Aluminum Extrusion (251-1038-00)



14 or 16 PIN DIP IC H.S.
214-2868-00 CC: E+
Aluminum, Black Anodize

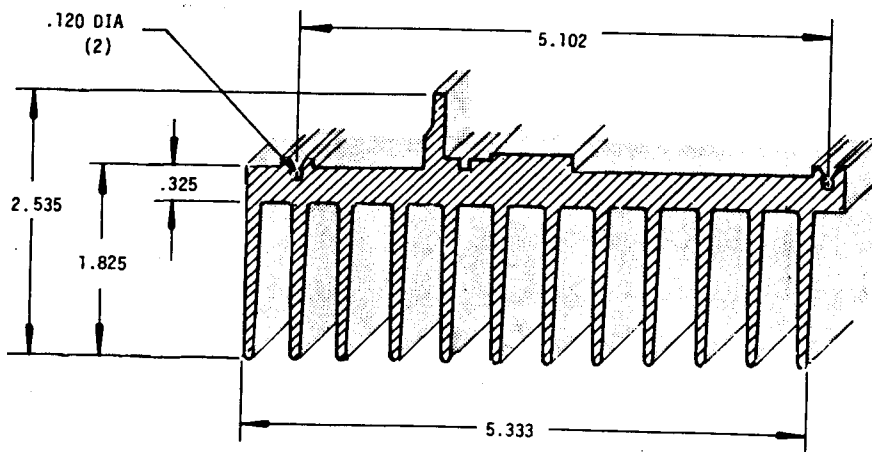


TRANSISTOR H.S.
214-2276-00 CC: M
Aluminum Extrusion (251-1365-00)

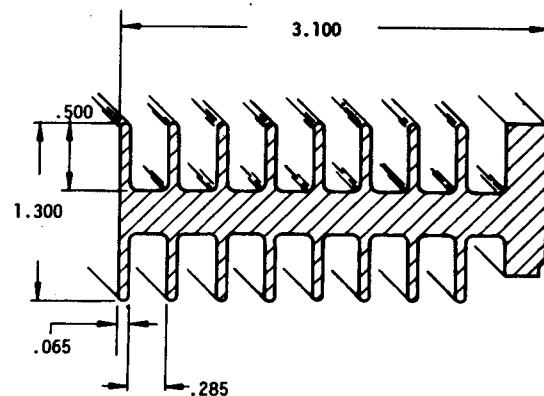


CIRCUIT BOARD H.S.
214-2778-00 CC: N
Aluminum Extrusion (251-1545-00)
Etch & Chromate Conversion

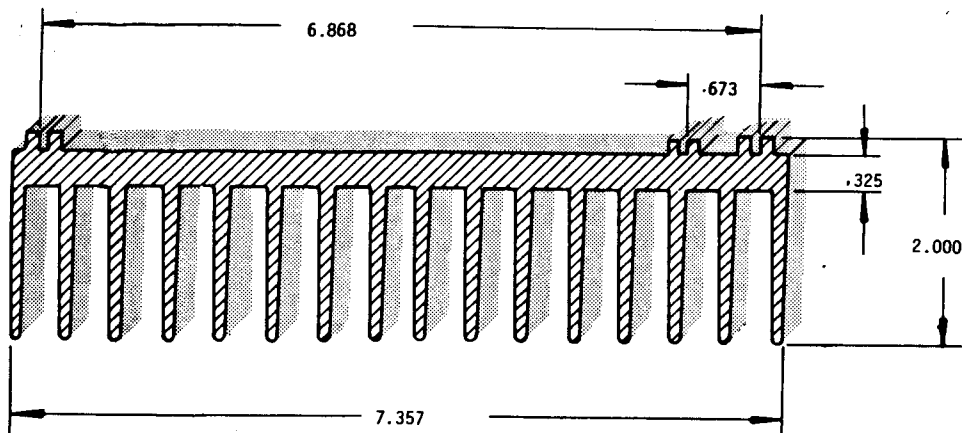
HEAT SINKS (CONT)



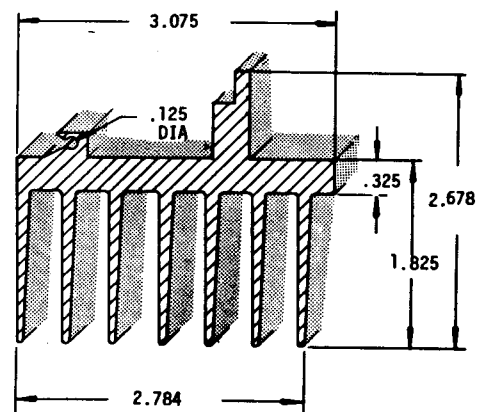
CIRCUIT BOARD H.S.
214-2612-00 CC: N ++RC 3F
8.000 Long
Aluminum Extrusion (251-1479-00)
Etch & Chromate Conversion



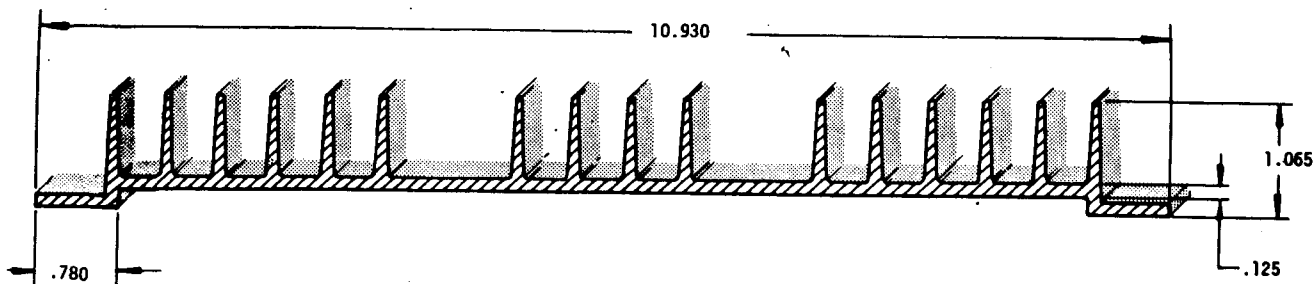
CIRCUIT BOARD H.S.
214-2801-00 CC: M+ ++RC 2H
7.700 Long
Aluminum Extrusion (251-1550-00)
Etch & Chromate Conversion



POWER SUPPLY H.S.
214-2509-00 CC: N- 8.000 Long
214-2890-00 CC: N 5.000 Long
214-3291-00 CC: F+ 8.000 Long
214-2611-02 CC: N 8.000 Long
Aluminum Extrusion (251-1455-00), Etch & Chromate Conversion

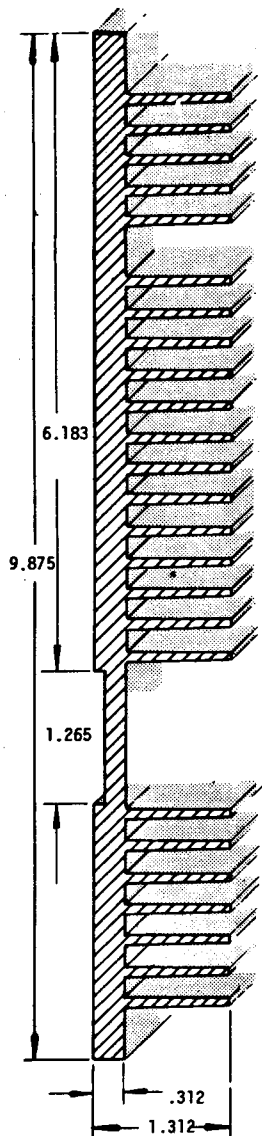


CIRCUIT BOARD H.S.
214-2508-00 CC: M+
214-2508-01 CC: M+
6.983 Long
Aluminum Extrusion (251-1454-00)
Etch & Chromate Conversion

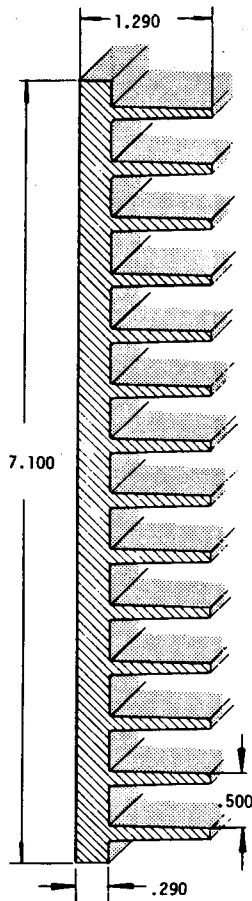


(2) TO-220 TRANSISTOR H.S.
214-2516-00 CC: M+
4.800 Long
Aluminum Extrusion (251-1457-00)
Etch & Chromate Conversion

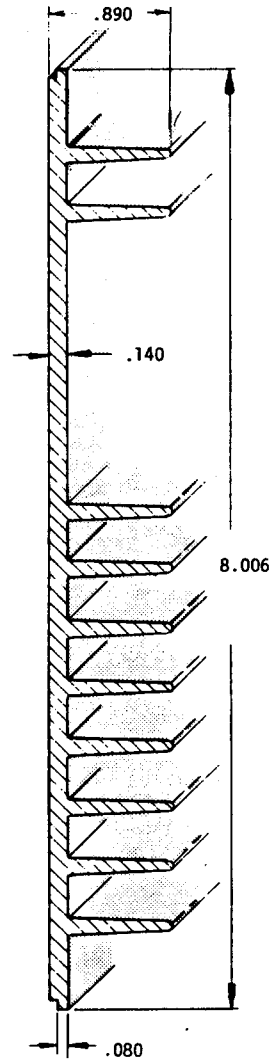
HEAT SINKS (CONT)



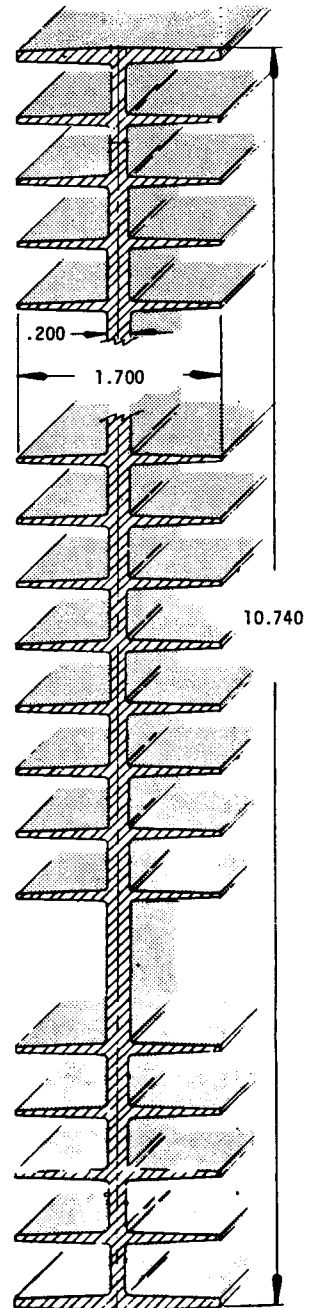
(6) TO-3 TRANSISTOR H.S.
214-2049-01 CC: O ++RC 3G
Aluminum Extrusion (251-1320-00)
Etch & Chromate Conversion



POWER SUPPLY H.S.
214-2815-00 3.125 Long
Etch & Lacquer
214-2540-02 CC: M .500 Long
Etch & Chromate Conversion
214-3109-00 CC: M 6.375 Long
Etch & Chromate Conversion
Aluminum Extrusion (251-1377-00)



POWER SUPPLY H.S.
214-1958-00 CC: N-
6.430 Long
Aluminum Extrusion (251-1199-00)
Etch & Chromate Conversion

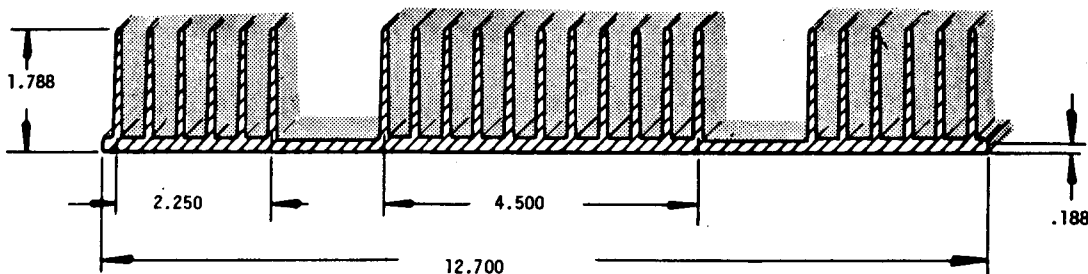


(4) TO-3 TRANSISTOR H.S.

PART NUMBER	CC	LENGTH
214-1766-00	O	6.410 (Black)
214-1781-00	N	5.000 (TV Gray)
214-1956-00	O	12.000 (TV Gray)
214-1666-00	N	1.429

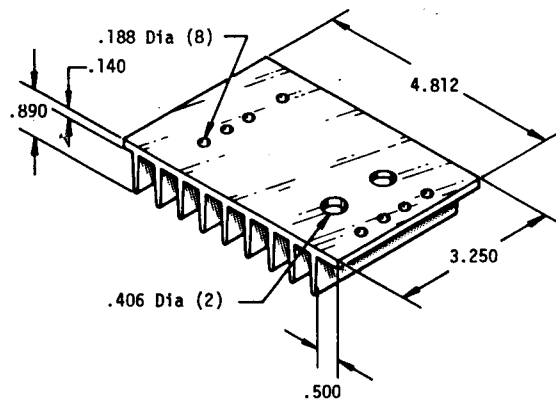
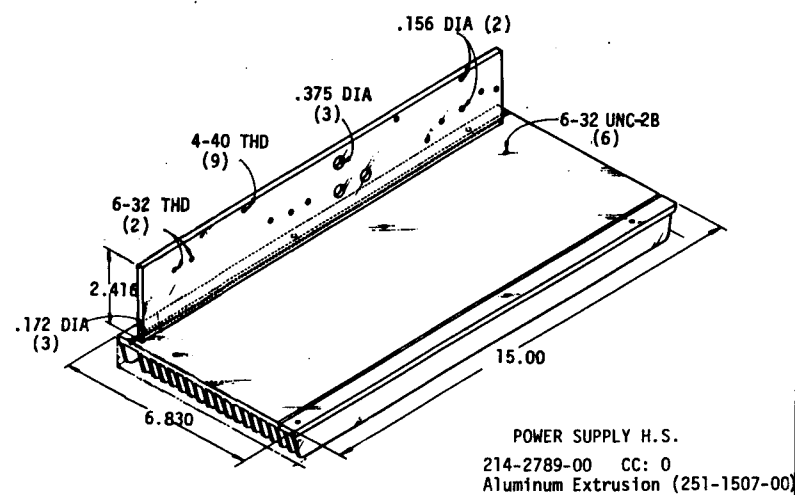
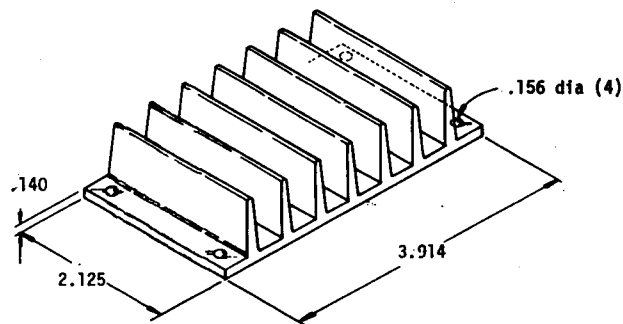
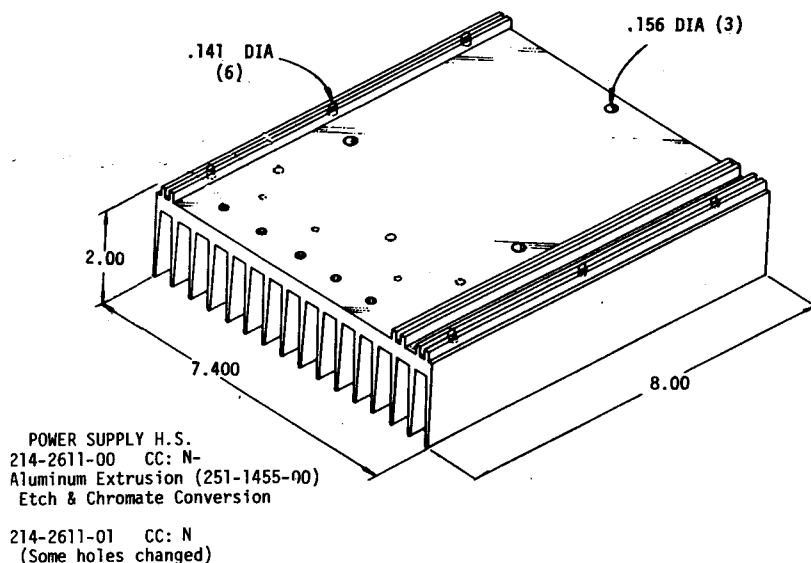
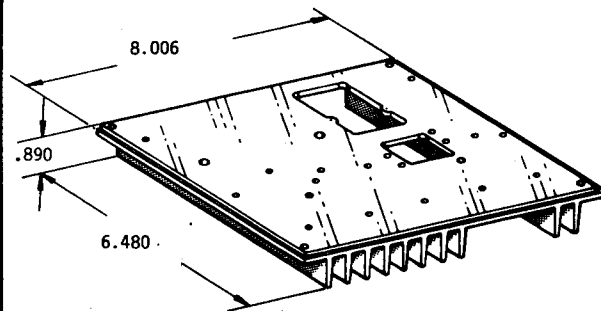
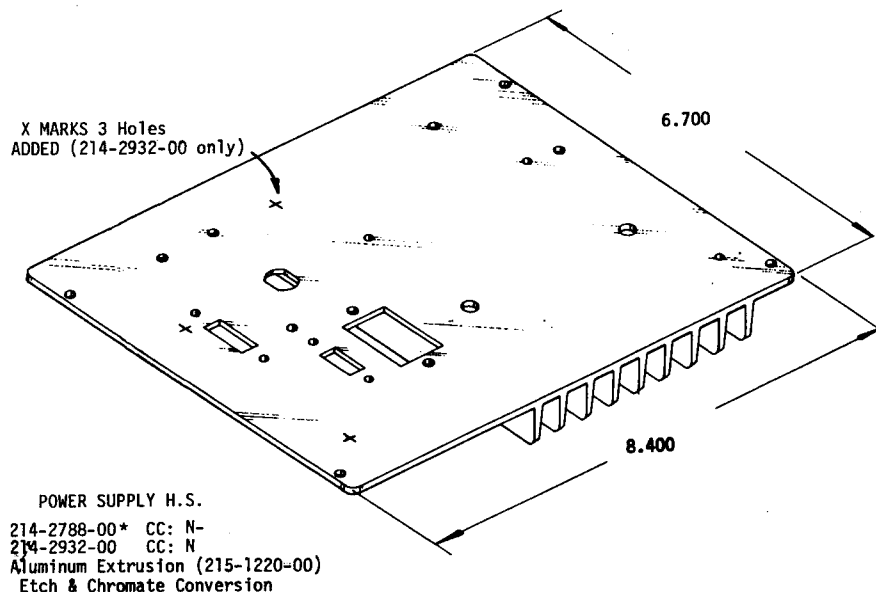
Etch & Lacquer

Aluminum Extrusion (251-1048-00)
Vinyl Enamel



POWER SUPPLY H.S.
214-2348-00 CC: O+
22.000 Long
Aluminum Extrusion (251-1366-00)
Etch & Lacquer

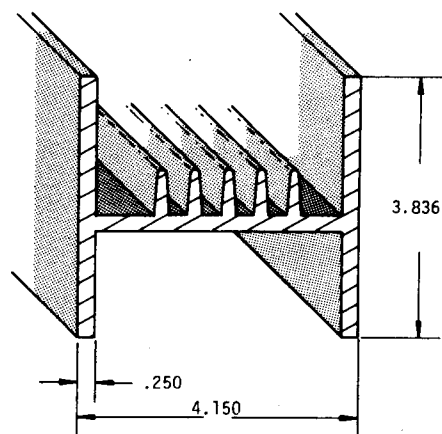
HEAT SINKS (CONT)



5

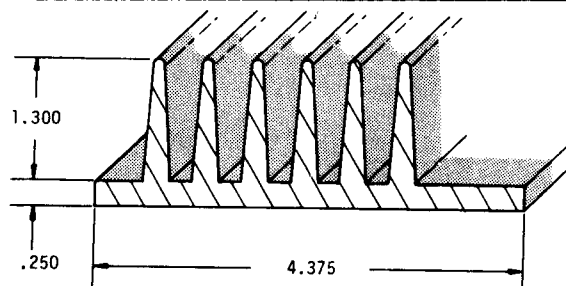


PART NUMBER	HEIGHT	WIDTH	LENGTH	DETAIL	CC
214-3000-00	1.610	5.306	11.050	A	0
214-3000-01	1.610	5.306	11.050	A	0-
214-3001-01	1.610	5.306	11.050	A	N+
214-3002-00	1.610	5.425	11.075	B	0+
214-3002-01	1.610	5.425	11.075	B	0-
214-3003-00	1.640	5.425	5.575	C	N+
214-3003-01	1.640	5.425	5.575	C	M+
214-3004-00	1.640	5.425	5.575	C	N+
214-3004-01	1.640	5.425	5.575	C	N+



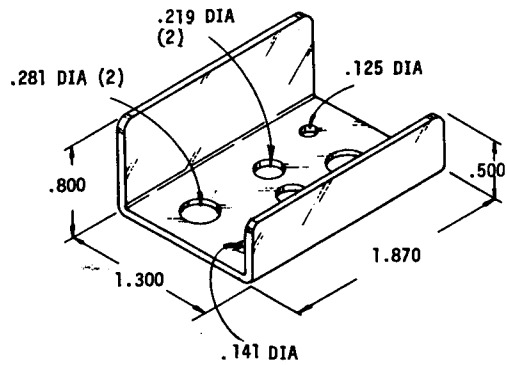
214-3052-00 CC: M+

Aluminum Extrusion (251-1624-00)
Etch & Chromate Conversion

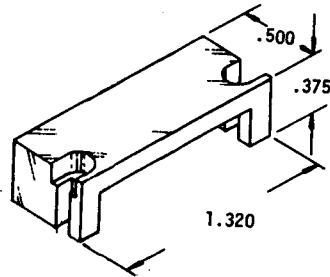


214-3126-00 CC: L+
Aluminum Extrusion (251-1656-00)
Etch & Chromate Conversion

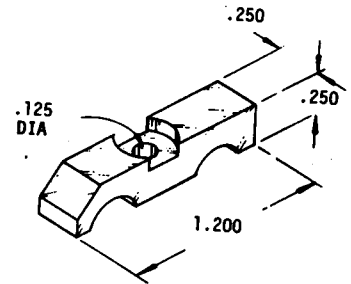
HEAT SINKS (CONT)



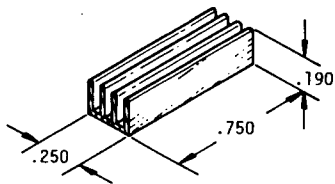
TO-3 DIODE
214-2731-00 CC: I-
.080 Aluminum (251-0078-00)



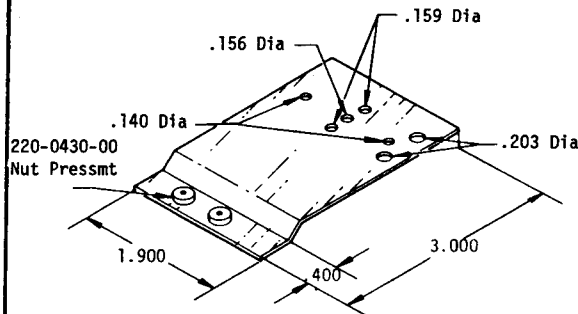
MICRO CIRCUIT H.S.
214-2342-00 CC: N-
Aluminum (251-0015-00)



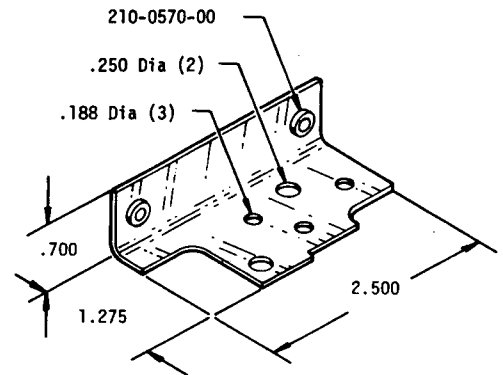
DIODE H.S.
214-2322-00 CC: J-
Aluminum (251-0005-00)
Etch & Chromate Conversion



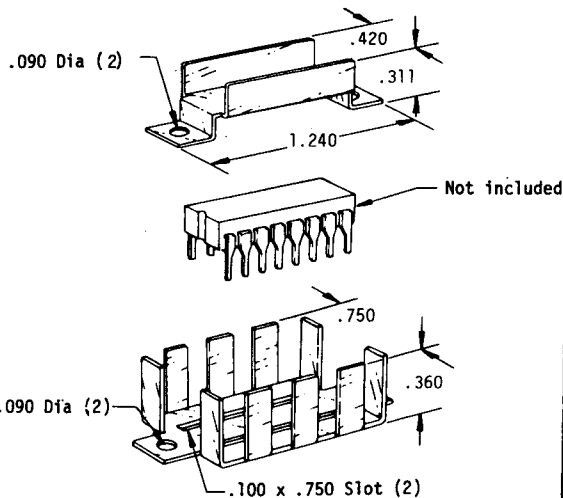
MICROCIRCUIT H.S.
FOR 14 or 16 PIN DIP
214-3238-00 CC: G
Aluminum, Blk Anodize



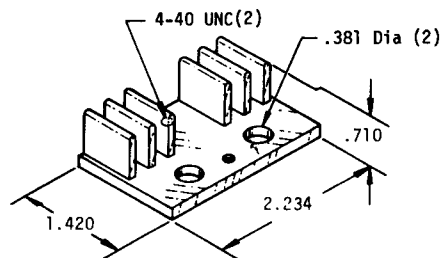
MICROCIRCUIT H.S.
214-2416-00 CC: J-
Aluminum (251-0073-XX)
Etch & Chromate Conversion



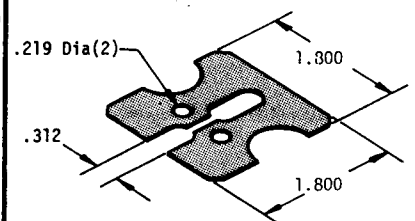
DIODE H.S.
214-2951-00 CC: I
Aluminum (251-0071-XX)
Etch & Chromate Conversion



MICROCIRCUIT H.S.
FOR 14 or 16 PIN DIP
214-3334-00 CC: I+
Aluminum, Hard Anodize

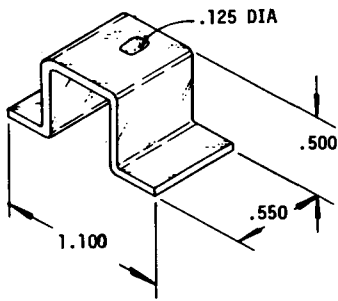


TRANSISTOR H.S.
214-3315-00 CC: J
Aluminum, Blk Anodize



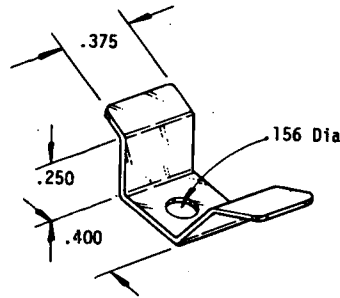
MICROCIRCUIT H.S.
214-1990-00 CC: I-
Aluminum (251-0076-XX)
Hard Anodize, Black

HEAT SINKS (CONT)



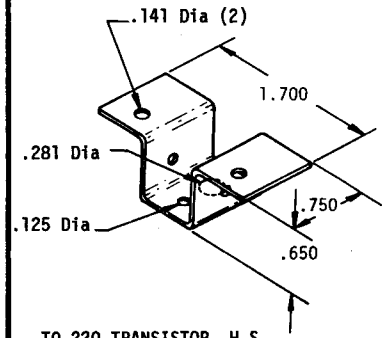
TRANSISTOR, H.S.

214-1845-01 CC: D+
.063 Aluminum (251-0077-00)
Etch & Lacquer



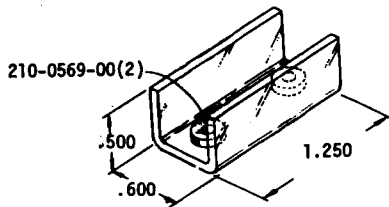
TO-5 TRANSISTOR, H.S.

214-1519-00 CC: I
.010 CU-BE (251-0462-XX)
Bright Dip



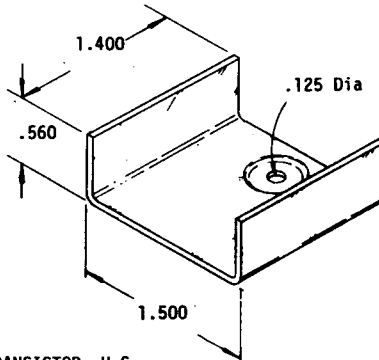
TO-220 TRANSISTOR, H.S.

214-2980-00 CC: I-
.050 Aluminum (251-0073-00)
Etch & Chromate Conversion



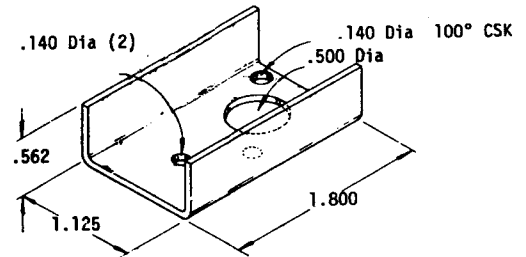
(2) TO-202 TRANSISTOR, H.S.

214-2995-00 CC: H+
.063 Aluminum (251-0077-XX)



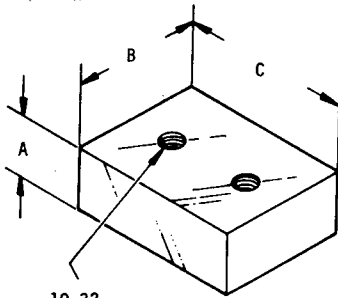
TRANSISTOR, H.S.

214-1671-00 CC: H-
.050 Aluminum (251-0073-XX)
Etch & Lacquer



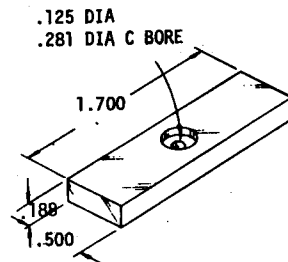
TRANSISTOR, H.S.

214-1882-00 CC: K-
.063 Aluminum (251-0077-XX)
Black Anodize



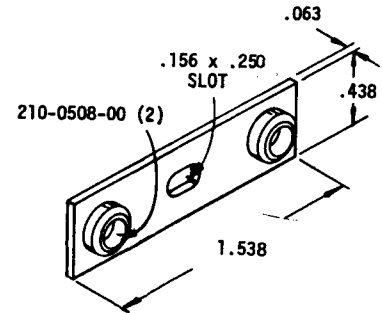
10-32
UNF-28 (2)

PART NUMBER	A	B	C	MATERIAL
214-2770-00	.250	.375	1.000	251-0253-00
214-3094-00	.500	1.100	1.400	251-0145-00



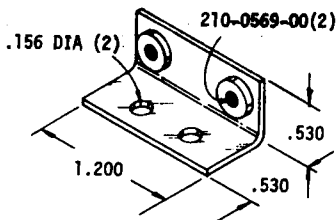
TO-202 TRANSISTOR, H.S.

214-3015-00 CC: H+
Aluminum (251-0087-00)



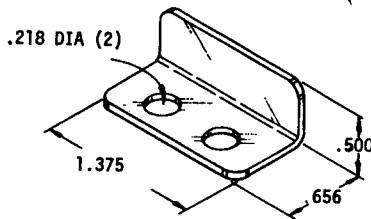
TRANSISTOR, H.S.

214-2215-00 CC: H
Aluminum (251-0077-XX)



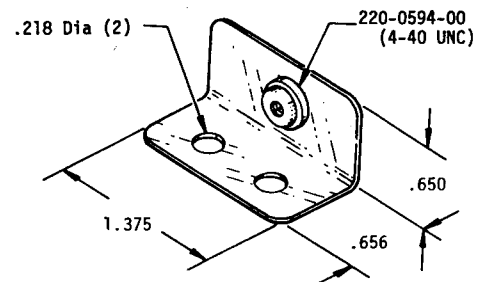
CIRCUIT BOARD H.S.

214-2712-00
.063 Aluminum (251-0077-XX)



TRANSISTOR H.S.

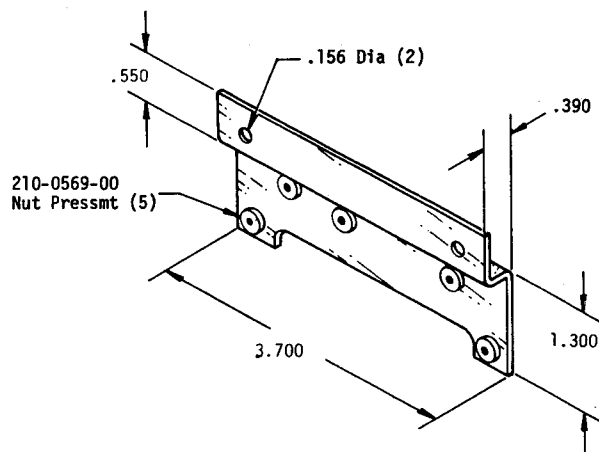
214-1731-00 CC: G+
.040 Aluminum (251-0076-XX)



TRANSISTOR, H.S.

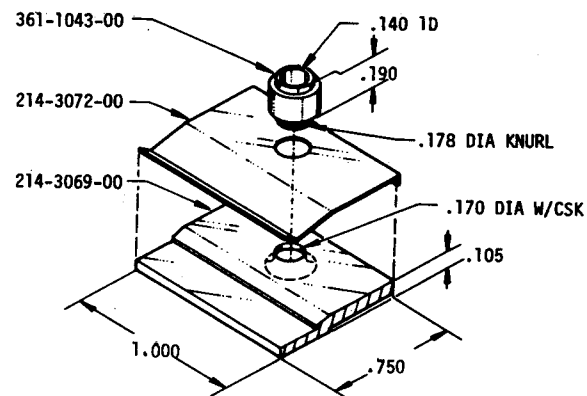
214-1731-01 CC: I
.040 Aluminum (251-0076-XX)
Etch & Chromate Conversion

HEAT SINKS (CONT)



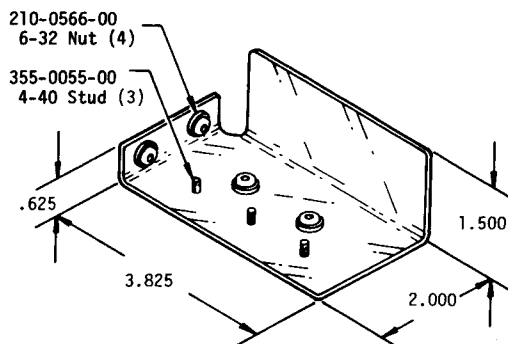
ELECTRICAL, H.S.

214-2824-00 CC: J+
.080 Aluminum (251-0077-XX)
Etch & Chromate Conversion



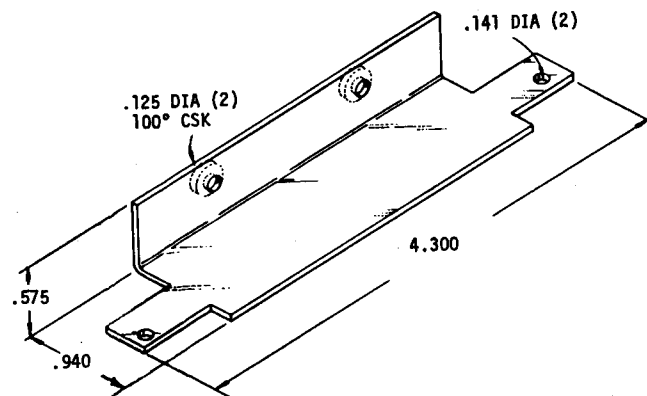
RESISTOR (Assembly), H.S.

214-3069-01 CC: J-



TRANSISTOR, H.S.

214-3087-00 CC: K-
Aluminum (251-0078-XX)
Etch & Chromate Conversion



ELECTRICAL, H.S.

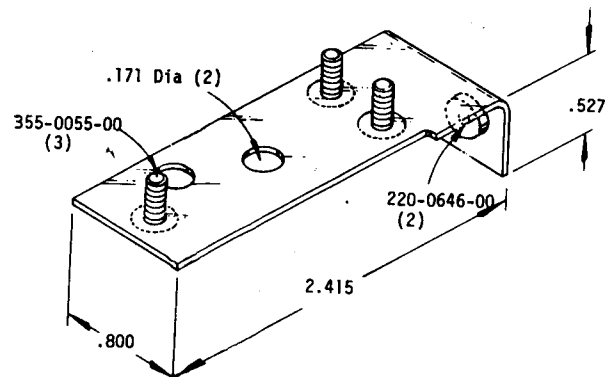
214-2913-00 CC: I
.050 Aluminum (251-0073-XX)
Etch & Chromate Conversion

COST CODE

(CC COLUMN)

CODE	≈ VALUE with -	≈ VALUE no suffix	≈ VALUE with +
A	.2¢	.5¢	.75¢
B	1.25¢	1.5¢	2¢
C	2.5¢	3¢	3.75¢
D	4.25¢	5¢	6¢
E	7¢	8¢	10¢
F	13¢	15¢	18¢
G	22¢	25¢	35¢
H	40¢	50¢	60¢
I	65¢	75¢	\$1
J	\$1.25	\$1.50	\$2
K	\$2.50	\$3	\$3.75
L	\$4.25	\$5	\$6
M	\$7	\$8	\$10
N	\$13	\$15	\$18
O	\$22	\$25	\$35+

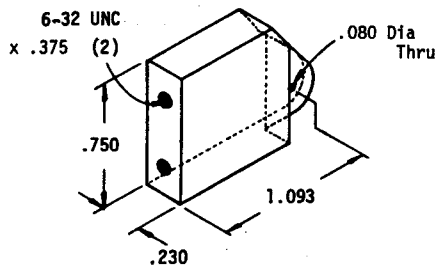
NOTE: Costs may vary from order to order
due to order quantities, vendor, etc.



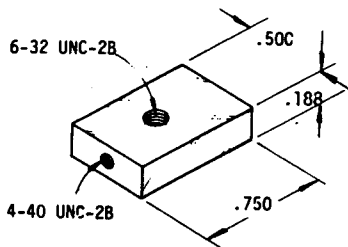
TRANSISTOR, H.S.

214-2132-00 CC: J
.063 Aluminum (251-0077-XX)
Etch & Chromate Conversion

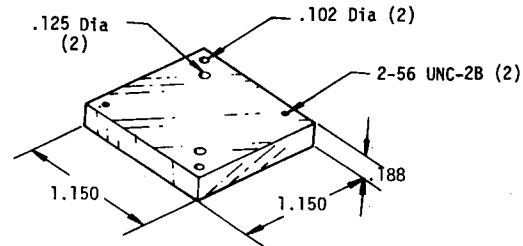
HEAT SINKS (CONT)



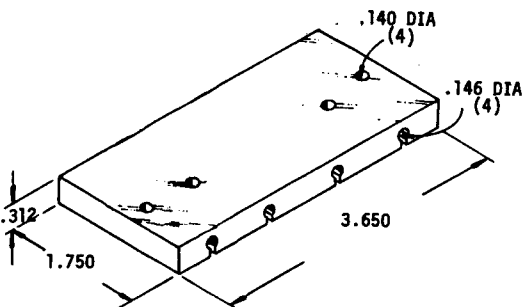
TRANSISTOR, H.S.
214-2462-00 CC: K
Aluminum (251-1273-00)



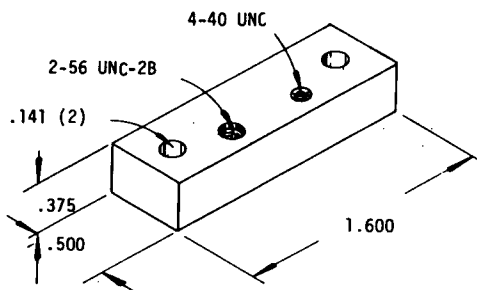
TO-127 TRANSISTOR, H.S.
214-2403-00 CC: J+
Aluminum, Etch & Lacquer



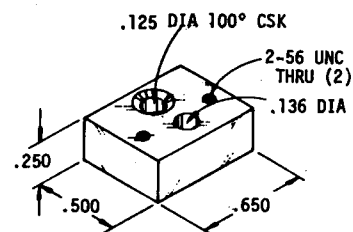
SWITCH, H.S.
214-2823-00 CC: K
Aluminum (251-1211-00)
Etch & Chromate Conversion



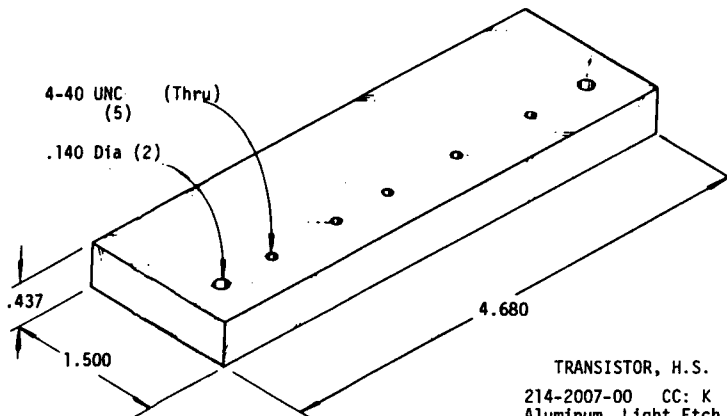
TO-220 TRANSISTOR H.S.
214-2947-00 CC: J
Aluminum Extrusion (251-1599-00)



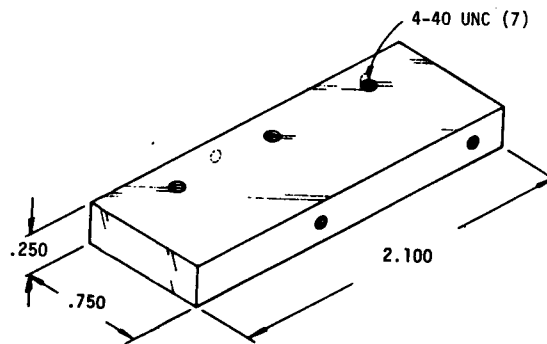
TRANSISTOR, H.S.
214-1979-00 CC: J+
Aluminum, Etch & Chromate Conversion



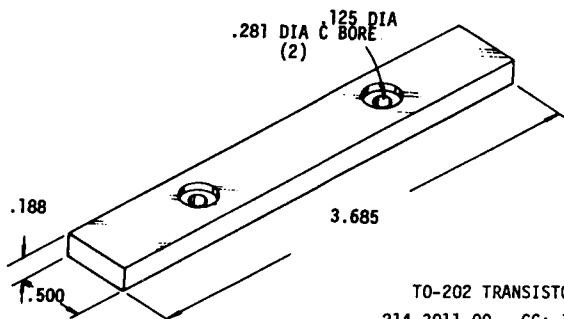
TO-202 TRANSISTOR, H.S.
214-2988-00 CC: J
Aluminum (251-1437-00)



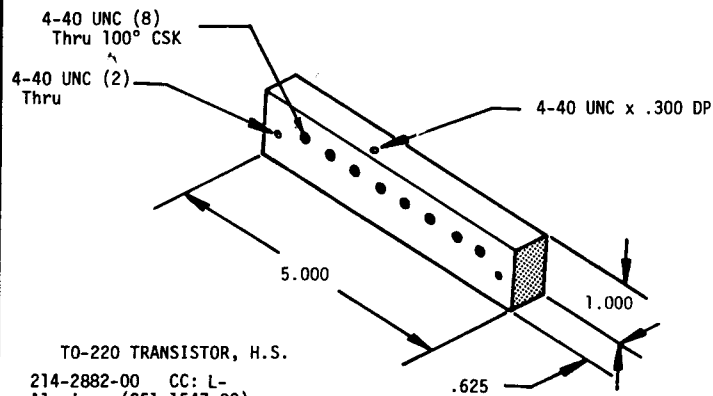
TRANSISTOR, H.S.
214-2007-00 CC: K
Aluminum, Light Etch



TO-220 TRANSISTOR, H.S.
214-2863-00 CC: K-
Aluminum (251-1273-00)

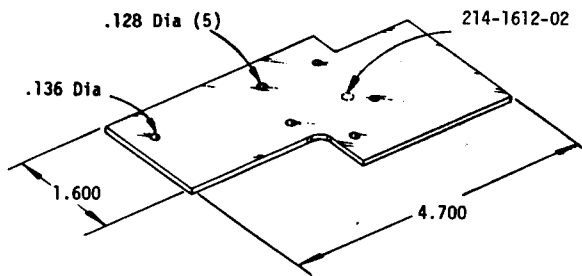


TO-202 TRANSISTOR, H.S.
214-3011-00 CC: I+
Aluminum (251-0087-00)

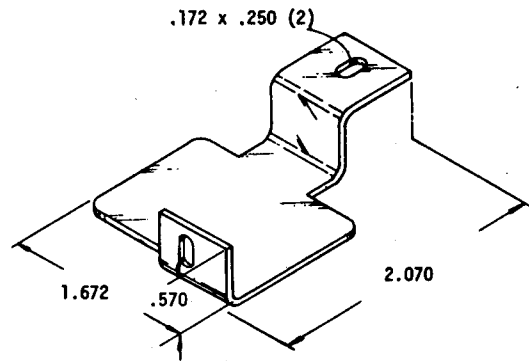


TO-220 TRANSISTOR, H.S.
214-2882-00 CC: L-
Aluminum (251-1547-00)

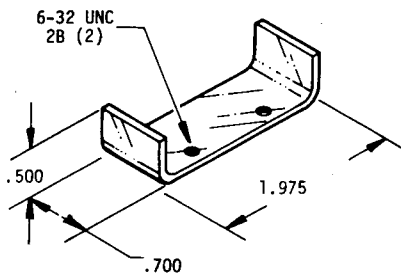
HEAT SINKS (CONT)



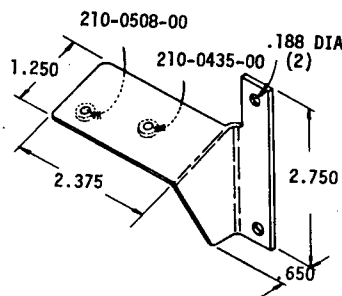
TO-5 TRANSISTOR, H.S.
214-1612-01 CC: G
.063 Aluminum (251-0180-XX)
Etch & Chromate Conversion



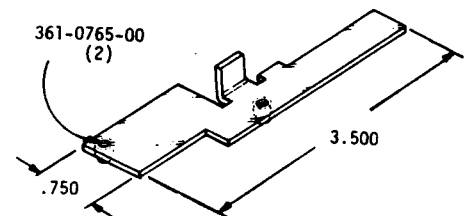
DIODE, H.S.
214-2013-00 CC: I+
.090 Aluminum (251-0070-XX)



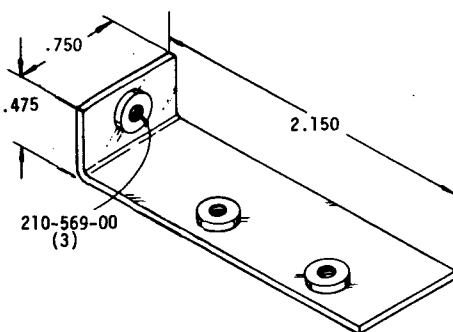
214-3313-00
.090 Aluminum (251-0070-XX)



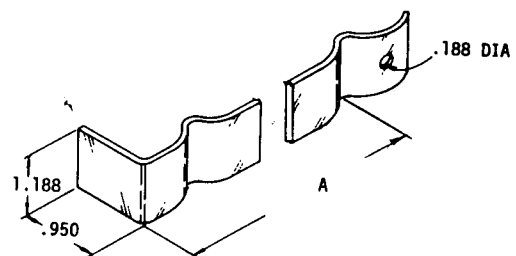
TRANSISTOR & DIODE, H.S.
214-2549-00 CC: J
.080 Aluminum (251-0078-XX)



TO-39 HEAT SINK
214-2572-00 CC: I+ ++RC: 3G
.063 Aluminum (251-0077-XX)
Etch & Chromate Conversion

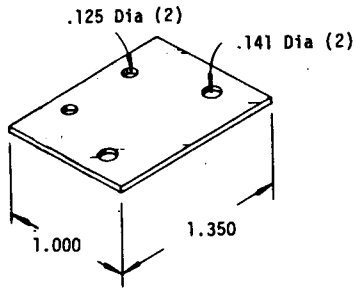


TO-202 TRANSISTOR, H.S.
214-2744-00 CC: I+
.063 Aluminum (251-0077-XX)
Etch & Lacquer

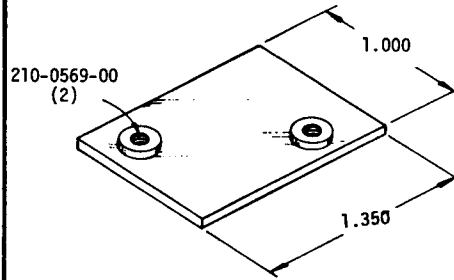


POWER SUPPLY, H.S.
PART NUMBER CC A DIM.
214-2343-00 J+ 3.661
214-2344-00 J+ 4.173
.065 Copper (251-0416-XX)

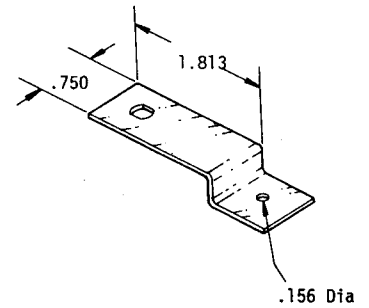
HEAT SINKS (CONT)



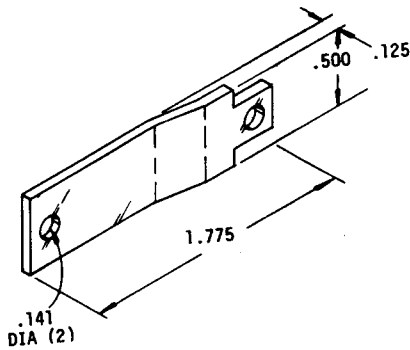
TRANSISTOR, H.S.
214-2407-00 CC: F+
.063 Aluminum (251-0180-XX)
Etch & Lacquer



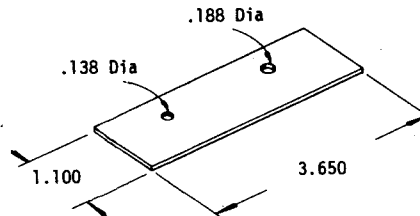
(2) TO-202 TRANSISTOR, H.S.
214-2733-00 CC: I
.063 Aluminum (251-0180-XX)
Etch & Lacquer



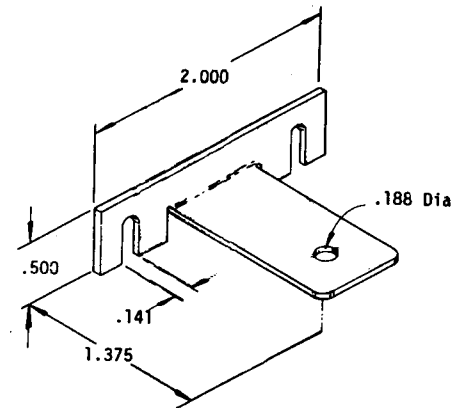
RECTIFIER, H.S.
214-1804-00 CC: H
.063 Aluminum (251-0180-XX)
Etch & Chromate Conversion



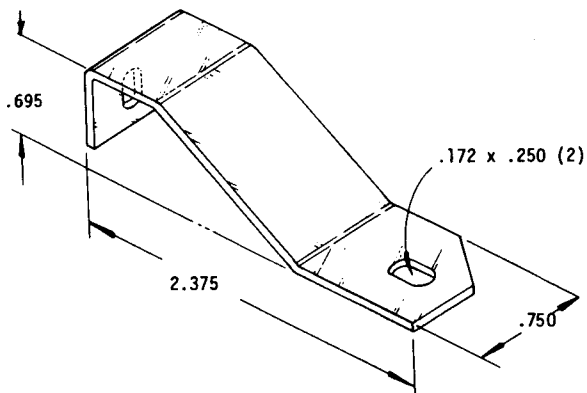
CIRCUIT BOARD, H.S.
214-2592-00 CC: H-
.100 Aluminum
Etch & Chromate Conversion



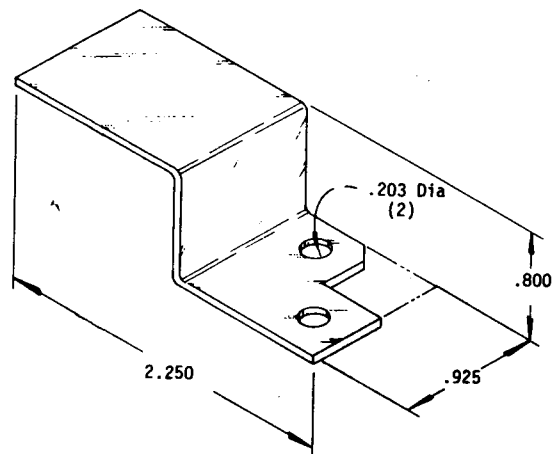
TRANSISTOR, H.S.
214-1917-00 CC: G+
.040 Aluminum (251-0076-00)
Etch & Chromate Conversion



DIODE, HEAT SINK
214-1525-00 CC: I-
.063 Aluminum (251-0077-XX)
Etch & Chromate Conversion

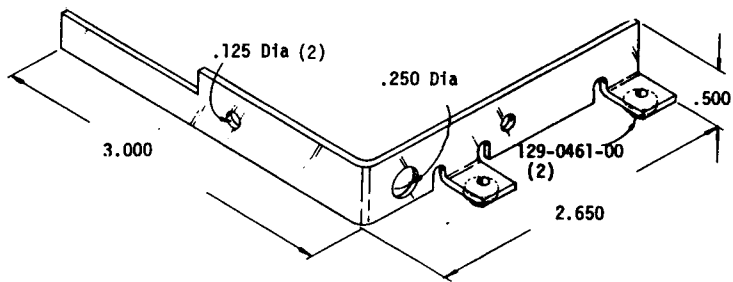


DIODE, H.S.
214-1872-00 CC: I-
.090 Aluminum (251-0070-XX)
Etch & Chromate Conversion

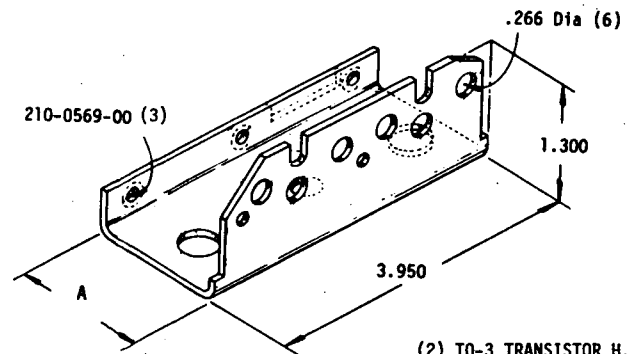


DIODE, H.S.
214-1873-00 CC: I-
.063 Aluminum (251-0077-XX)
Etch & Chromate Conversion

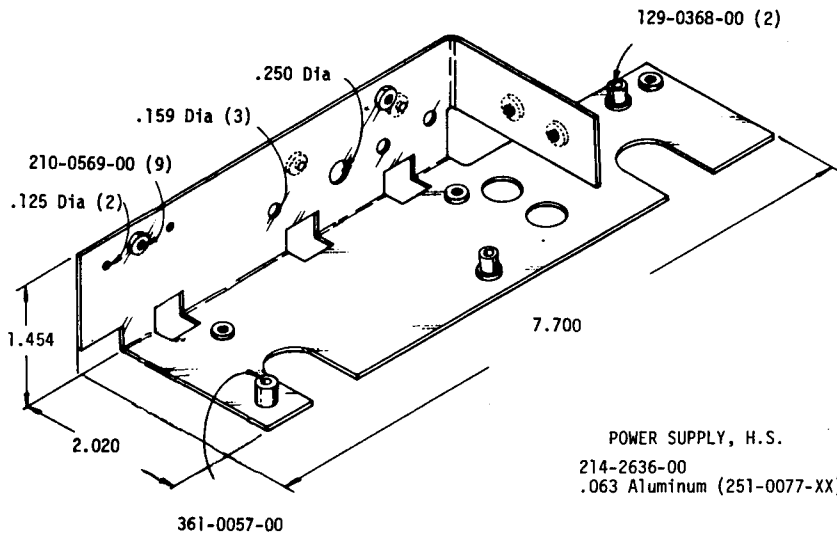
HEAT SINKS (CONT)



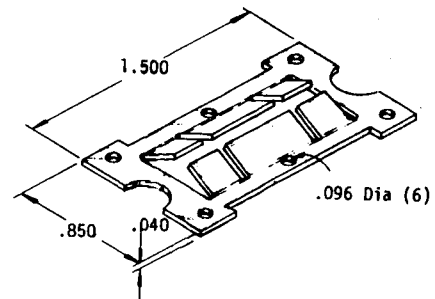
CIRCUIT BOARD, H.S.
214-2495-00
.063 Aluminum (251-0077-XX)



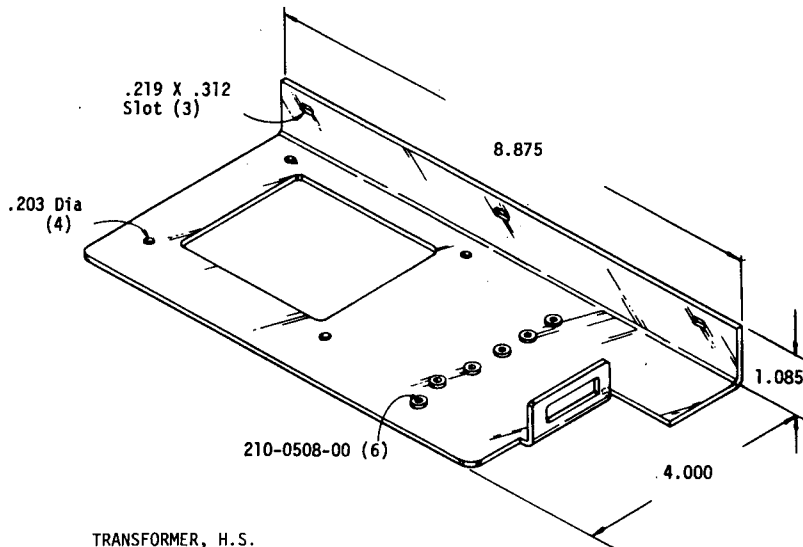
(2) T0-3 TRANSISTOR H.S.
214-1624-00 CC: J+ A=1.628
214-1871-00 CC: J A=1.755 (Scrnd)
.063 Aluminum, Etch & Chromate Conversion



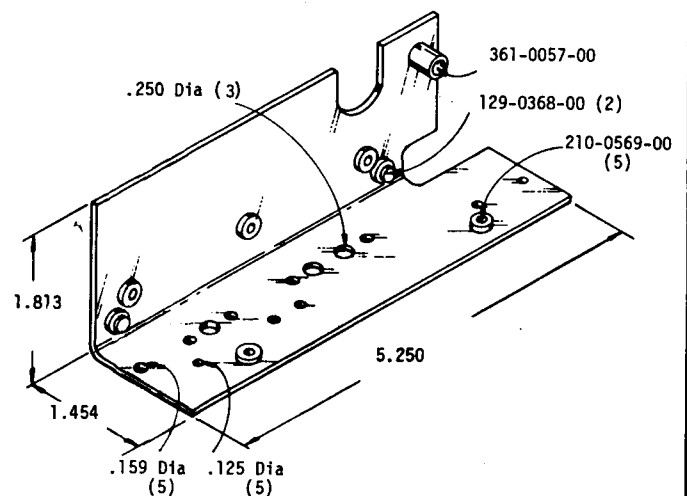
POWER SUPPLY, H.S.
214-2636-00
.063 Aluminum (251-0077-XX)



RESISTOR, H.S.
214-2597-00 CC: H+
Aluminum Etch & Chromate Conversion

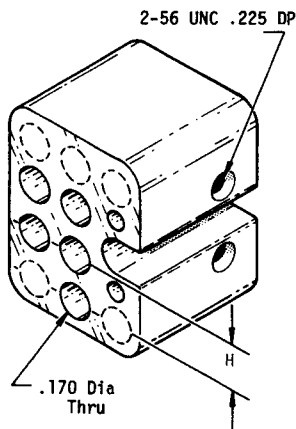
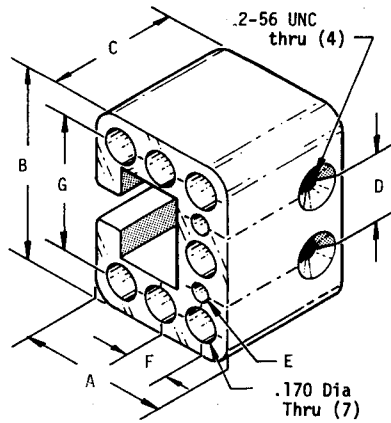


TRANSFORMER, H.S.
214-2301-00 CC: K
.090 Aluminum (251-0070-XX)



POWER SUPPLY, H.S.
214-2493-00
.063 Aluminum (251-0077-XX)

HEAT SINKS (CONT)

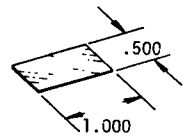


A = .762
B = .980
C = .670
D = .346
E = .094 Dia x .250 DP (2)
F = .233
G = .690
H = .230

READOUT, HEAT SINK

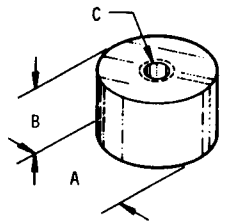
214-1116-00 CC: K+
Aluminum Extrusion (251-1029-00)
Etch & Chromate Conversion

214-1117-00 CC: L (10 holes)
214-1228-00 CC: J+ (5 holes)
Aluminum Extrusion (251-1030-00)
Etch & Chromate Conversion

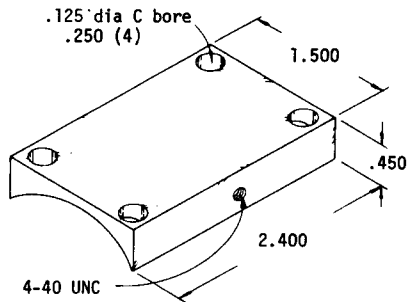


ELECTRICAL, H.S.

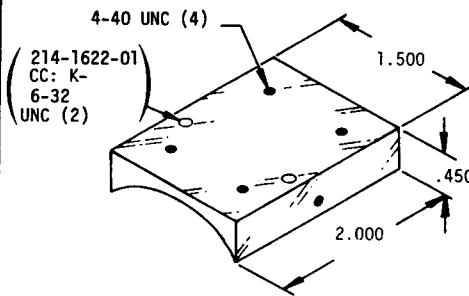
214-1012-00 CC: H+
.016 Aluminum (251-0145-00)
Adhesive Backing One Side



5



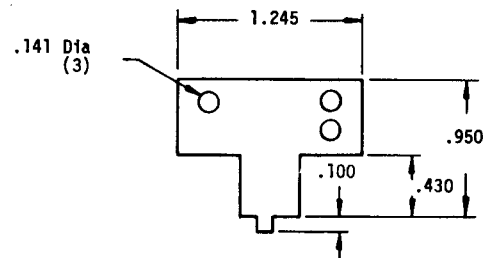
214-2769-00 CC: L-
Aluminum Extrusion (251-1201-00)



214-3058-00 CC: K+
Aluminum Extrusion (251-1201-00)

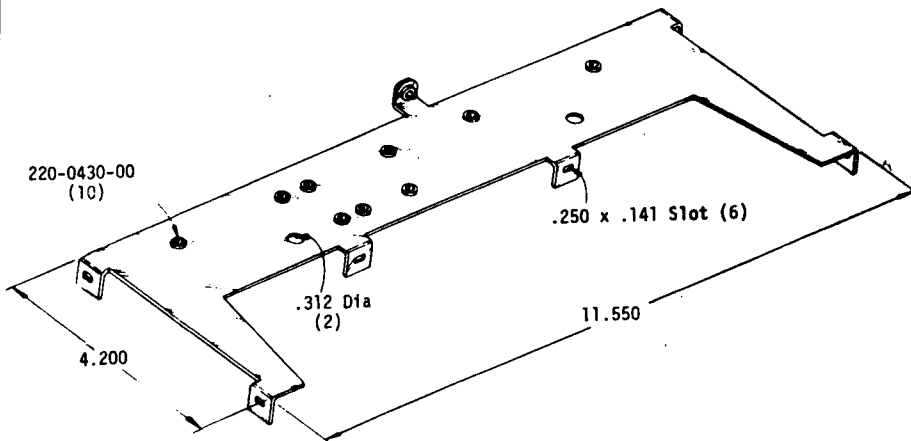
PART NUMBER	CC	(OD) A	(LENGTH) B	(ID) C
214-1757-00	H-	1.000	.270	6-32 UNC
214-1614-00	H-	.312	.236	.116
214-3174-00	F+	.375	.250	4.40 W/CSK (2)
214-2993-00	G-	.375	.510	4.40 W/.160 DIA X.080 C BORE
214-2991-00	G	.625	.510	4.40 W/.160 DIA X.080 C BORE

Aluminum, Etch & Chrome Conversion

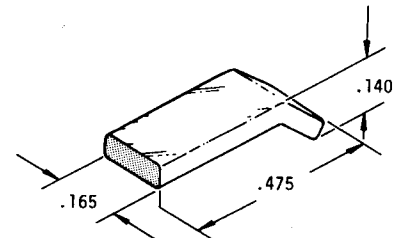


CIRCUIT BOARD H.S.

214-2454-00 CC: J+
.032 Brass (251-0333-XX)

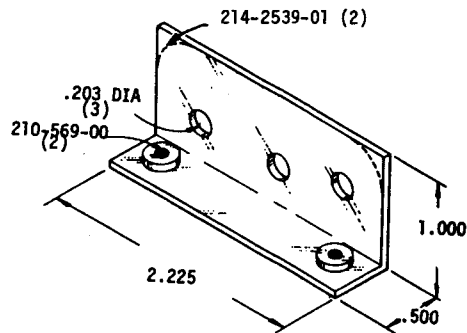


TRANSISTOR H.S.
214-2366-00 CC: K-
.040 Aluminum
Etch & Lacquer



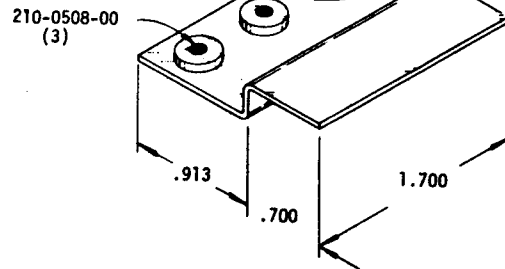
LAMP, HEAT SINK
214-1147-00 CC: F+
.063 Aluminum (251-1055-XX)
Black

HEAT SINKS (CONT)



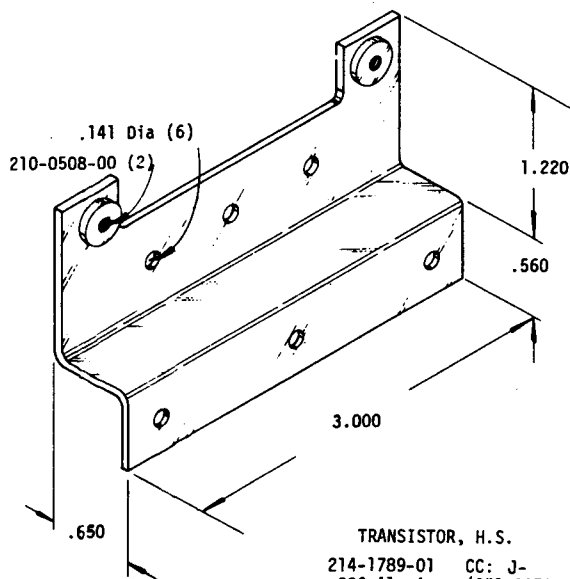
(2) TO-3 (1) TO-127 TRANSISTOR, H.S.

214-2539-00
.063 Aluminum (251-0077-00)
Etch & Lacquer



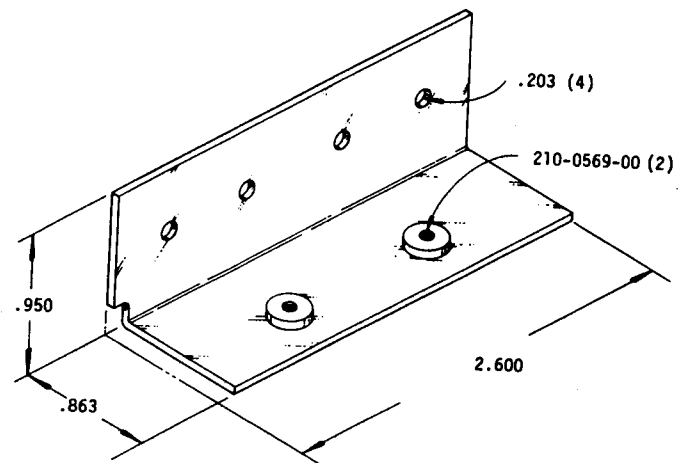
TO-220 TRANSISTOR, H.S.

214-2465-00 CC: I+
.063 Aluminum (251-0077-XX)
Etch & Chromate Conversion



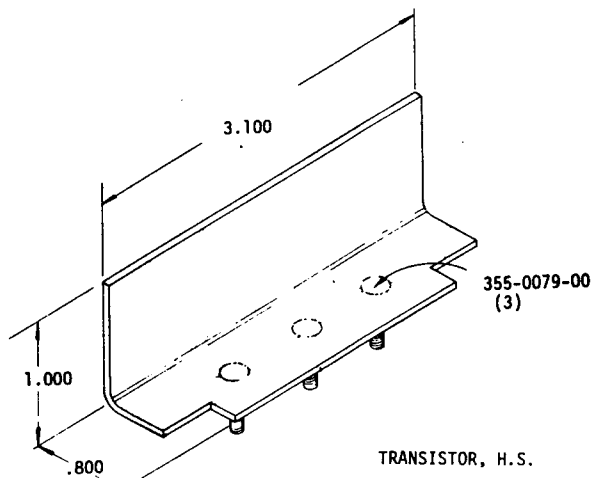
TRANSISTOR, H.S.

214-1789-01 CC: J-
.090 Aluminum (251-0070-XX)
Etch & Lacquer



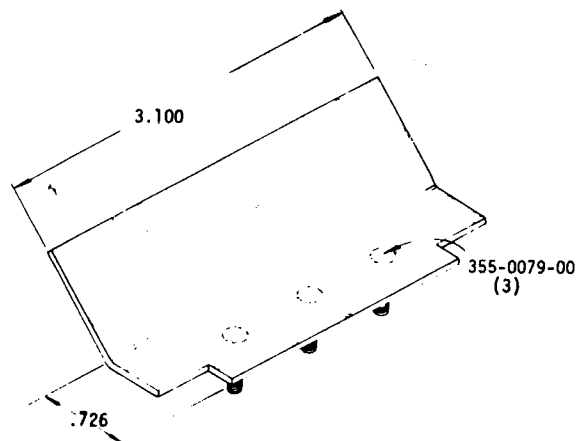
TRANSISTOR, H.S.

214-1867-00
.063 Aluminum (251-0077-XX)
Etch & Lacquer



TRANSISTOR, H.S.

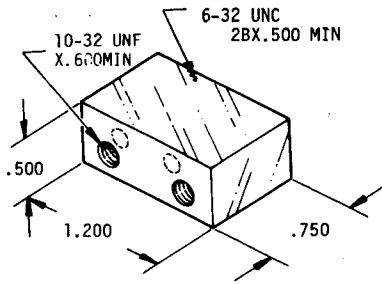
214-1791-00 CC: I+
.090 Aluminum (251-0195-XX)
Etch & Lacquer



TRANSISTOR, H.S.

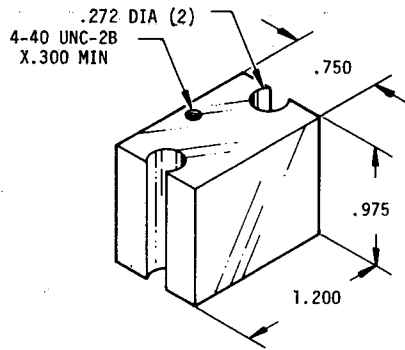
214-1764-00 CC: I+
.090 Aluminum (251-0195-XX)
Etch & Lacquer

HEAT SINKS (CONT)



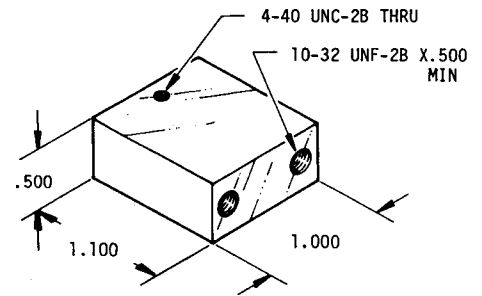
DIODE (DO-4) H.S.

214-3302-00 CC: J+
.500 X .750 Aluminum (251-1355-00)
Etch & Chromate Conversion



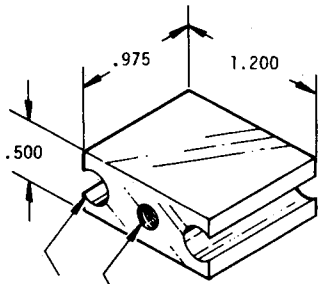
TRANSISTOR H.S.

214-3243-00 CC: L
1.000 Sq. Aluminum (251-1602-00)
Etch & Chromate Conversion



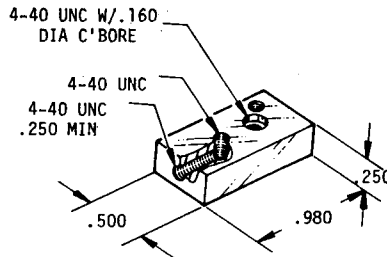
DIODE H.S.

214-3231-00 CC: J+
.500 X 1.000 Aluminum (251-0286-00)
Etch & Chromate Conversion



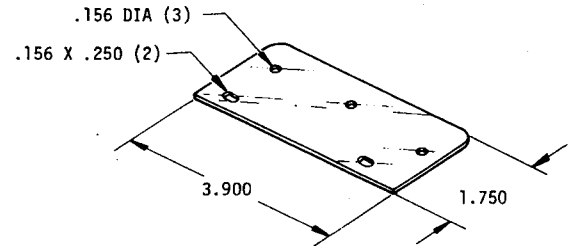
DIODE H.S.

214-3244-00 CC: K
.500 X 1.000 Aluminum (251-0286-00)
Etch & Chromate Conversion



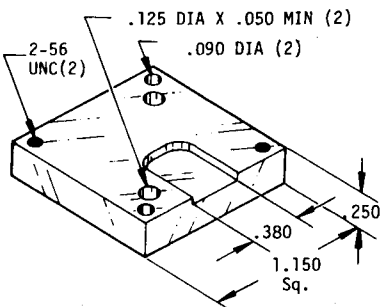
TRANSISTOR H.S.

214-3178-00 CC: J+
.250 X .500 Aluminum (251-0016-00)
Etch & Chromate Conversion



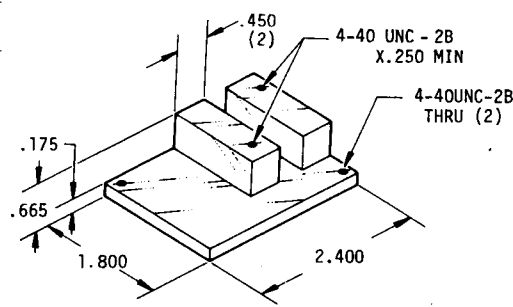
TRANSISTOR H.S.

214-3216-00 CC: G
.080 Aluminum (251-1019-XX)
Etch & Chromate Conversion



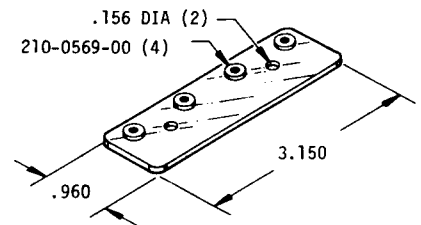
MICROCIRCUIT H.S.

214-2543-00 CC: K
250 X 1.500 Aluminum (251-1211-00)
Etch & Chromate Conversion

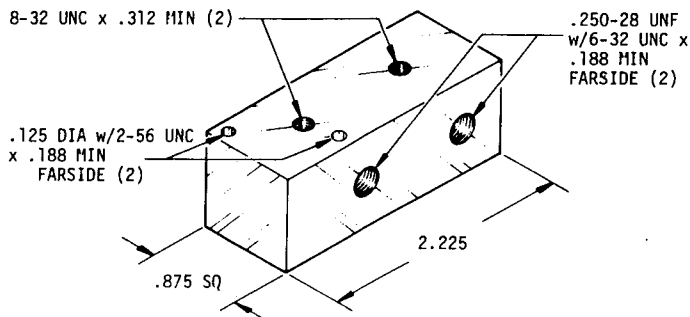


TRANSISTOR H.S.

214-3269-00 CC: L-
Aluminum Extrusion (251-1706-00)
Etch & Lacquer

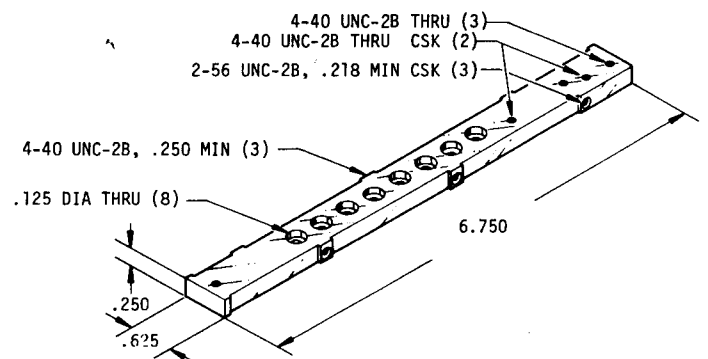


214-3144-00 CC: H
.080 Aluminum (251-0078-XX)
Etch & Chromate Conversion



DIODE H.S.

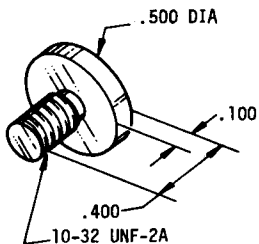
214-3257-00 CC: L+
Aluminum Extrusion (251-1728-00)



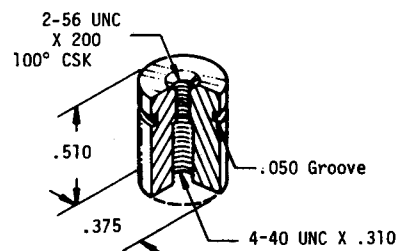
AMPLIFIER CIRCUIT BOARD H.S.

214-3153-00 CC: L+
.250 X .625 Aluminum (251-0109-00)
Etch & Chromate Conversion

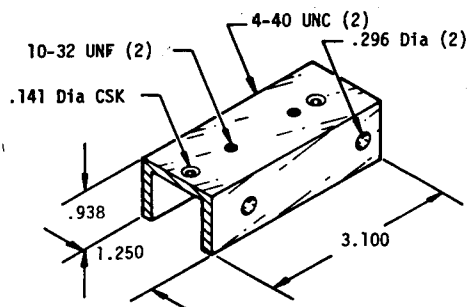
HEAT SINKS (CONT)



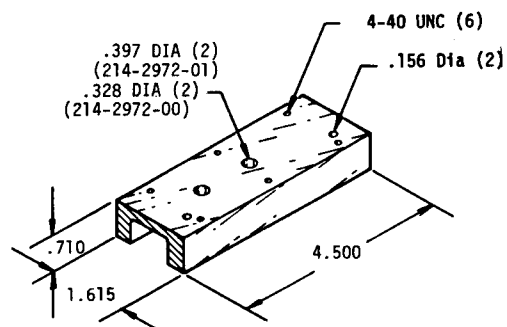
214-1729-00 CC: I
.500 DIA Copper (258-0439-00)



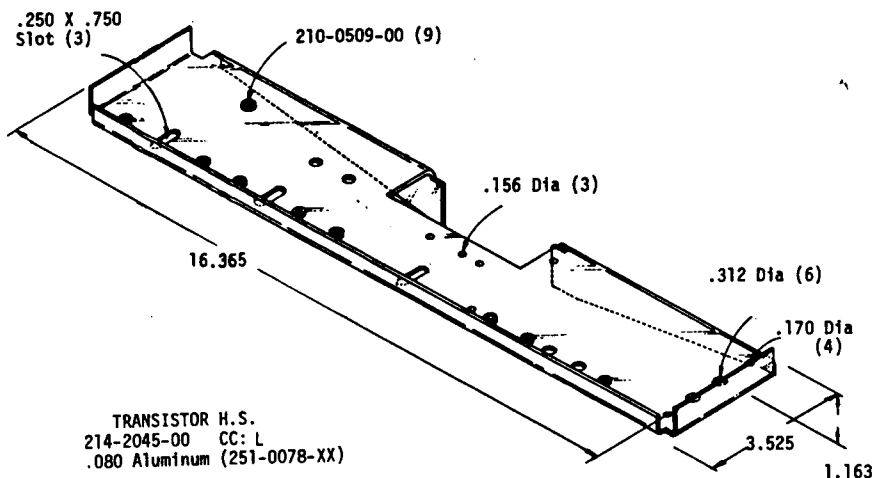
214-3175-00 CC: G
.375 DIA Aluminum (251-0023-00)



(2) TO-220, (2) DIODE H.S.
214-2857-00 CC: J+
Aluminum Extrusion (251-0226-00)
Etch & Chromate Conversion



TO-61 TRANSISTOR H.S.
214-2972-00 CC: K-
214-2972-01 CC: K-
Aluminum Extrusion (251-1609-00)
Etch & Lacquer



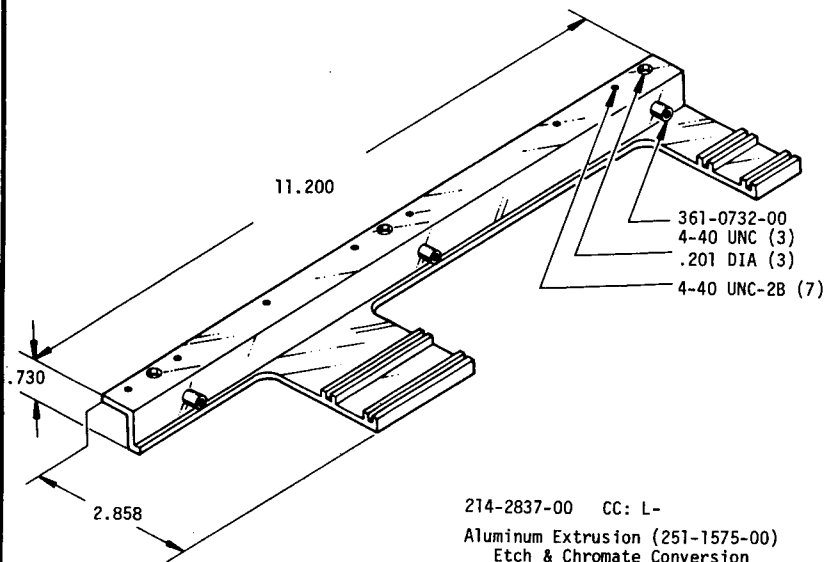
TRANSISTOR H.S.
214-2045-00 CC: L
.080 Aluminum (251-0078-XX)

COST CODE (CC COLUMN)

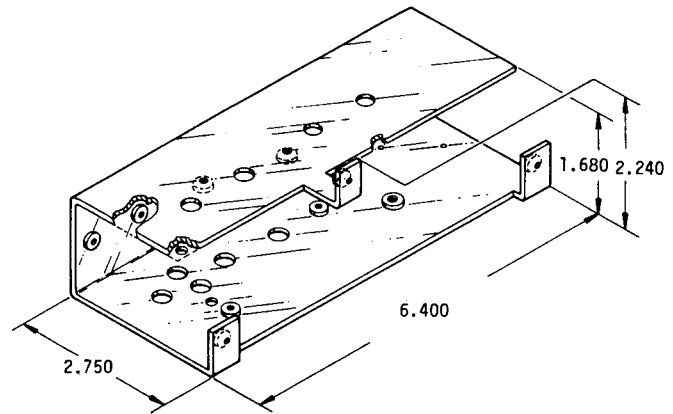
CODE	≈ VALUE with -	≈ VALUE no suffix	≈ VALUE with +
A	.2¢	.5¢	.75¢
B	1.25¢	1.5¢	2¢
C	2.5¢	3¢	3.75¢
D	4.25¢	5¢	6¢
E	7¢	8¢	10¢
F	13¢	15¢	18¢
G	22¢	25¢	35¢
H	40¢	50¢	60¢
I	65¢	75¢	\$1
J	\$1.25	\$1.50	\$2
K	\$2.50	\$3	\$3.75
L	\$4.25	\$5	\$6
M	\$7	\$8	\$10
N	\$13	\$15	\$18
O	\$22	\$25	\$35+

NOTE: Costs may vary from order to order
due to order quantities, vendor, etc.

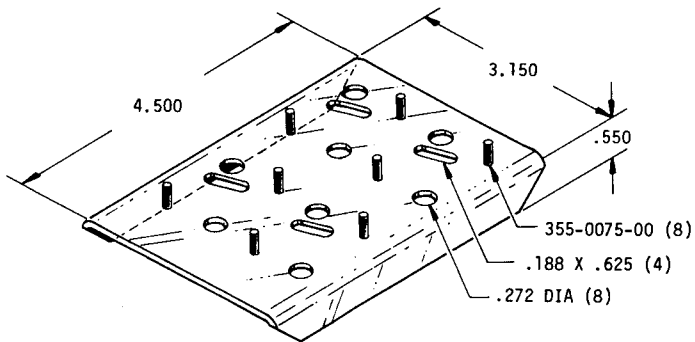
HEAT SINKS (CONT)



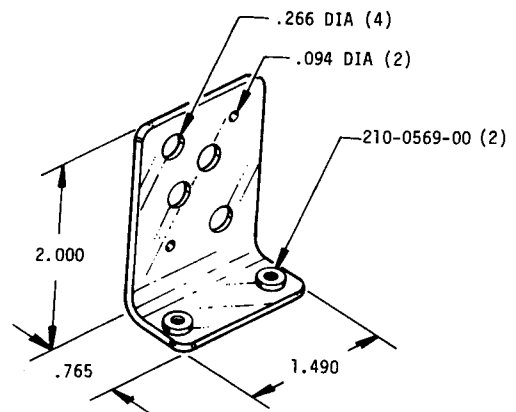
214-2837-00 CC: L-
Aluminum Extrusion (251-1575-00)
Etch & Chromate Conversion



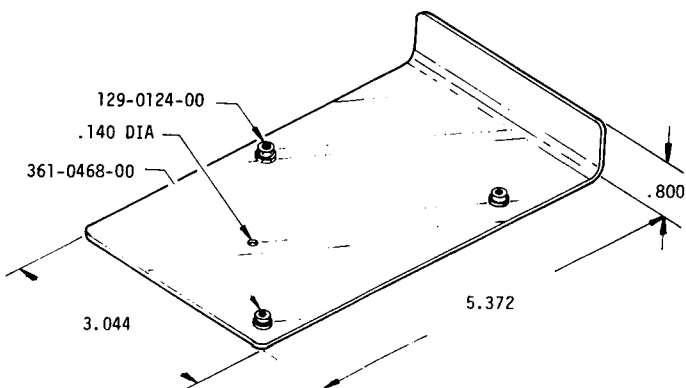
214-2928-00 CC: K
.090 Aluminum (251-0070-XX)
Etch & Chromate Conversion



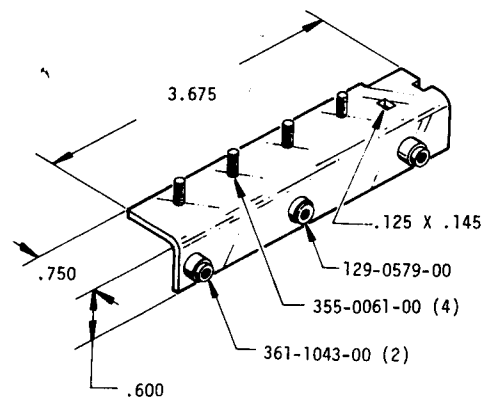
214-1557-01 CC: J+
.080 Aluminum (251-1019-XX)
Etch only



214-3140-00 CC: H+
.090 Aluminum (251-0070-XX)
Etch & Chromate Conversion

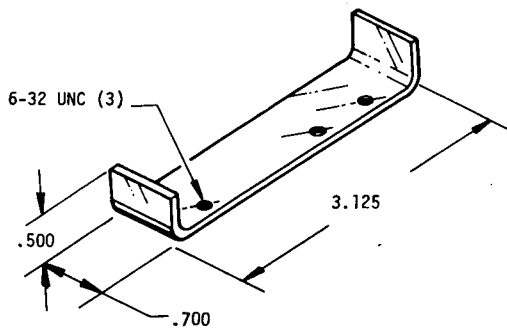


214-1652-00 CC: J
.063 Aluminum (251-0077-XX)
Etch & Chromate Conversion

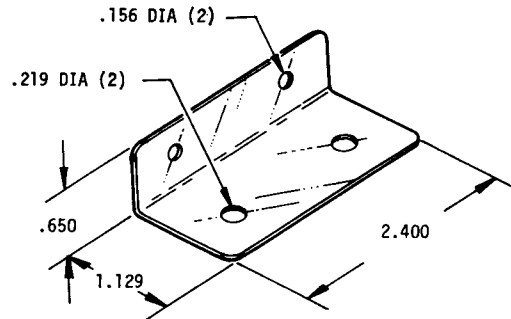


214-3070-00 CC: J
.090 Aluminum (251-0070-XX)
Etch & Chromate Conversion

HEAT SINKS (CONT)



214-3300-00 CC: J-
.090 Aluminum (251-0070-XX)
Anodize and Black Dye



214-1653-00 CC: G+
.040 Aluminum (251-0076-XX)
Etch & Chromate Conversion

5

COST CODE (CC COLUMN)

CODE	~ VALUE with -	~ VALUE no suffix	~ VALUE with +
A	.2¢	.5¢	.75¢
B	1.25¢	1.5¢	2¢
C	2.5¢	3¢	3.75¢
D	4.25¢	5¢	6¢
E	7¢	8¢	10¢
F	13¢	15¢	18¢
G	22¢	25¢	35¢
H	40¢	50¢	60¢
I	65¢	75¢	\$1
J	\$1.25	\$1.50	\$2
K	\$2.50	\$3	\$3.75
L	\$4.25	\$5	\$6
M	\$7	\$8	\$10
N	\$13	\$15	\$18
O	\$22	\$25	\$35+

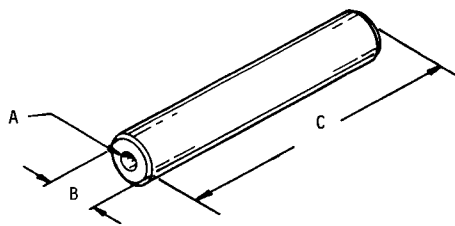
NOTE: Costs may vary from order to order
due to order quantities, vendor, etc.

++ CATALOG RELIABILITY CODES

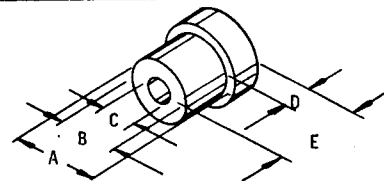
USAGE/YR	CODE	FAILURE FREQ	CODE	%/YR (median)
≥ 10	1	1/100 000	A	-.001
≥ 100	2	1/50 000	B	-.002
≥ 1 000	3	1/20 000	C	-.005
≥ 10 000	4	1/10 000	D	-.01
≥ 100 000	5	1/5 000	E	-.02
≥ 1 000 000	6	1/2 000	F	-.05
≥ 10 000 000	7	1/1 000	G	-.1
		1/500	H	-.2
		1/200	I	-.5
		1/100	J	-1.0.

For further explanation of this code,
see page 0-25.

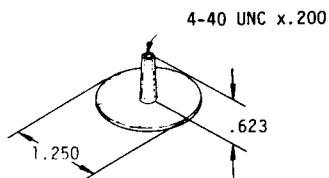
INSULATORS



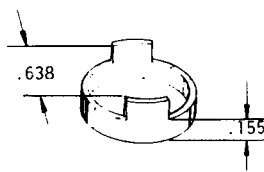
ID(A)	PART NUMBER	OD(B)	LENGTH(C)	MATERIAL	CC
.030	342-0050-00	.125	.100	Acetal Resin	E
.045	342-0160-00	.157	.340	255-0127-00	G
.047	342-0304-00	.161	.560	255-0127-00	I+
.047	342-0122-00	.162	.150	Teflon	G
.047	342-0101-00	.162	.325	Teflon	F
.050	342-0376-00	.163	.865	255-0127-00	I+
.052	342-0147-00	.120	.115	Teflon	H
.052	342-0318-00	.1615	.234	255-0127-00	H+
.054	342-0381-00	.187	.360	255-0127-00	I-
.063	342-0170-00	.187	.329	255-0127-00	G
.081	342-0168-00	.248	.386	255-0028-00	G
.106	342-0408-00	.312	.975	251-0978-00	H+
(Ea End)					
.156	342-0577-00	.370	.140	255-0028-00	I+
.228	342-0253-00	.280	1.510	Polystyrene	J
.266	342-0137-00	.500	.150	Black Polycarbonate	F



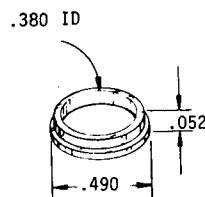
PART NUMBER	A	B	C	D	E	MATERIAL	CC
214-0716-00	.625	.343	.185	.050	.265	255-0197-00	E-
214-0719-00	.325	.250	.156	.047	.250	255-0386-00	F+
214-0950-00	.220	.137	.060	.020	.085	254-0998-00	E
342-0123-00	.125	.100	.047	.100	.300	255-0164-00	H
342-0171-00	.187	.142	.059	.136	.216	255-0127-00	E+
342-0273-00	.156	.094	.048	.025	.125	255-0241-00	J-
342-0343-00	.187	.123	.030	.040	.180	255-0127-00	H



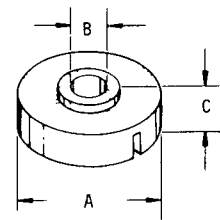
342-0172-00 CC: G
Insulator, Transformer
Acetal Resin



342-0049-00 CC: D-
.020 Polypropylene, Black

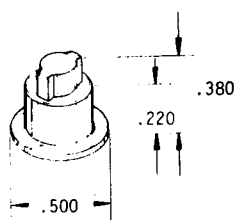


342-0107-00 CC: F
Bushing, BNC
Acetal Resin

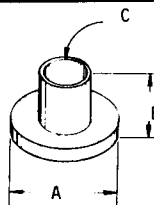


PART NUMBER	A	B	C	CC
342-0463-00	.2265	.0575	.075	I-
342-0386-00	.2155	.0595	.075	I-

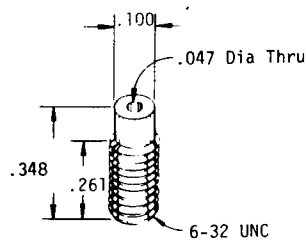
Insulation Contact
Polystyrene (255-0663-00)



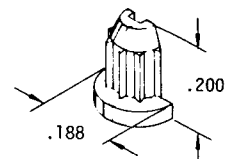
342-0263-00 CC: G+
Insulator, Variable Resistor
Black Nylon



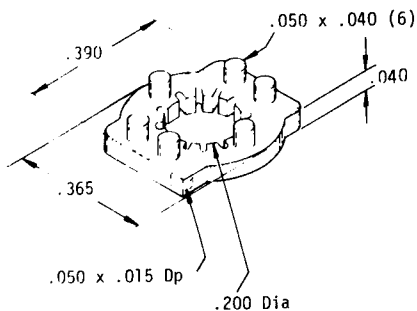
342-0034-00 CC: G
A: .346, B: .220, C: .145
Polyimide
342-0421-00 CC: F-
A: .240, B: .230, C: .089
Polyimide



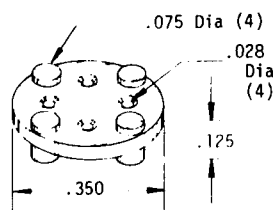
342-0298-00 CC: I-
Teflon (255-0127-00)



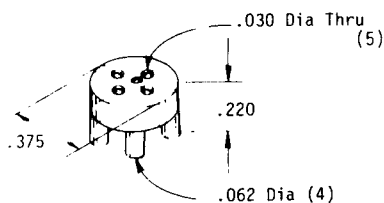
342-0474-00 CC: E+
Insulator Half, Feedthru
Delrin (254-0998-00)



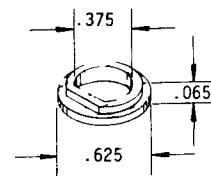
342-0356-00 CC: D
Insulator Plate, Microcircuit (10 Leads)
Nylon



342-0324-00 CC: B+
Insulator Disc, Nylon
TO-5 Transistor



348-0566-00 CC: C
Mounting for TO-5 Transistor
Nylon


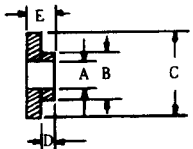


342-0117-00 CC: C
Bushing (BNC)
Acetal Resin
.504 OD

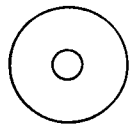
++RC: 4E

INSULATORS (CONT)

SHOULDERED WASHERS

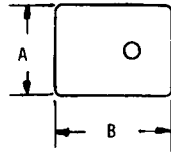
A	B	C	D	E	MATERIAL	FINISH	PART NUMBER	CC	++ RC	
.0565	.094	.2135	.022	.045	Polystyrene	Black	342-0385-00	F+	5D	 
.0605	.099	.2255	.022	.045	Polystyrene		342-0462-00	G-		
.090	.121	.200	.050	.085	Nylon		210-1156-00	D		
.093	.123	.225	.057	.085	Fiber		210-1289-00	G-		
.110	.187	.250	.031	.062	Fiber		210-0849-00	B+		
.115	.247	.375	.045	.100	Acetal	Black	210-1140-00	D-	5C	
.116	.143	.210	.034	.075	Nylon		210-1171-00	B		
.118	.144	.202	.044	.069	Nylon w/ Fiberglass		210-1178-00	B		
.120	.147	.200	.040	.080	Acetal		210-1181-00	C-		
.125		.375		.093			210-1329-00			
.138	.189	.312	.030	.050	Al Anadoze	Black	210-0983-00	J-	5C	
.140	.190	.313	.039	.062	Fiber		210-0811-00	B-		
.140	.247	.375	.036	.100	Acetal		210-1111-00	G-		
.140	.247	.375	.045	.100	Delrin		210-0975-00	B		
.141	.203	.375	.031	.078	Fiber	Gray	210-0935-00	B-	B	
.145	.036	.500	.020	.036	Delrin		210-1364-00	C		
.155	.245	.375	.050	.100	Nylon		210-0967-00	B+		
.166		.186		.030	Teflon		210-0948-00	D		
.171	.375	.500	.031	.094	Plastic		210-0859-00	C+		
.196	.250	.437	.028	.062	Fiber	Black	210-0813-00	E-		
.255	.312	.500	.030	.100	Fiber		210-0904-00	C		
.270	.310	.500	.120	.170	Polyphenyl		210-1324-00	F		
.322	.365	.750	.057	.088	Nylafil		342-0265-00	C+		
.325	.370	.625	.043	.063	Acetal		210-1116-00	G-		
.377	.437	.625	.029	.063	Fiber	Black/ Gray	210-0865-00	C		
.820	.900	1.080	.040	.070	Fiber		210-1031-00	J+		

PLAIN WASHERS

ID	OD	THICK	MATERIAL	OTHER	PART NUMBER	CC	++ RC	
.025	.067	.015	Polyimide	Thermal Conditioning	342-0456-00	G	5C	
.040	.500	.005	Mica		210-0944-00			
.047	.203	.0025	Mica		214-0971-00	C		
.125	.242	.030	Teflon		214-0791-00	H		
.130	.565	.002	Mica		342-0209-00	E+		
.141	.500	.005	Mica		210-0921-00	A+		
.145	.812	.002	Mica		342-0136-00	A		
.145	.812	.012	Silicone Rubber		342-0358-00	D+		
.163	.534	.028	Mica		210-0943-00	H		
.184	.395	.100	Polyethylene		214-1008-00	G+		
.190	.281	.046	Teflon		210-0910-00	A+		
.196	.625	.005	Mica		210-0909-00	B+		
.200	.625	.002	Silicone Rubber		342-0498-00	E-		
.245	1.000	.005	Mica		342-0517-00	C		
.250	.715	.010	Acetate Butyrate		342-0380-00	E+		
.250	.855	.003	Mica		342-0044-00	E		

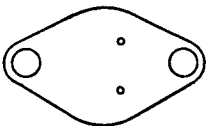
FOR OTHER WASHERS SEE MECHANICAL CATALOG, Section 4, Pages 4-2 thru 4-4.

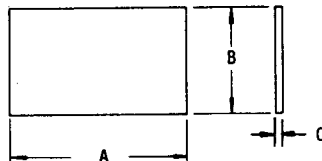
A	B	THICK	MATERIAL	HOLE DATA	PART NUMBER	CC	++ RC
.300	.425	.002	Mica	.116 dia	342-0224-00	B	5A 5A
.312	.312	.002	Mica	.126 dia	342-0166-00	A+	
.312	.473	.012	Silicone Rubber	.093 dia	342-0363-00		
.470	.685	.002	Mica	For T0-220 (TI)	342-0202-00	A-	
.562	.687	.010	Silicone Rubber w/Fiberglass	.141 dia	342-0563-00	D+	
.470	.565	.002	Mica	.116 dia	342-0586-00	G-	
.562	.687	.012	Silicone Rubber	.125 dia	342-0355-00	D	
.562	.688	.002	Thermal Film		342-0322-00	F	
.562	.795	.002	Kapton	.115 dia	342-0451-00	B-	
.625	.675	.002	Mica	.116 dia	342-0163-00	A+	
.630	.855	.012	Silicone Rubber	.093 dia	342-0354-00	D	
.630	.855	.012	Silicone Rubber	.125 dia	342-0354-01	F-	
.650	.904	.010	Silicone Rubber	.141 dia	342-0630-00	G	
.860	1.310	.010	Polyester	.125 dia	342-0321-00	I+	



++ For Reliability Code, See Page 5-27.

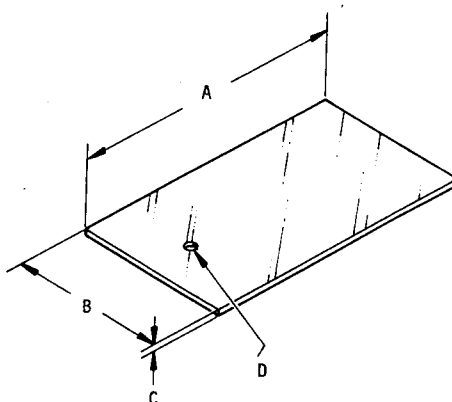
INSULATORS (CONT)

TYPE	MATERIAL	OTHER	PART NUMBER	CC	++ RC	
T0-3 T0-3 T0-3 T0-3 T0-37	Mica Mica Silicone Rubber Aluminum Oxide Mica	Smaller than 385-0978-00	386-0786-00 386-0978-00 342-0629-00 342-0523-00 386-1094-00	C+ B+ I- B+		
T0-66 T0-66 T0-66	Mica Silicone Rubber Plastic	Cover, trans, insulating	386-0143-00 342-0357-00 200-0669-00	C- F- G+	4E	



A	B	C	MATERIAL	PART NUMBER	CC	++ RC
.225 .360 .430 .650	.375 .150 .250 .500	.100 .010 .030 .010	Fluorocarbon (255-0028-00) Polyester (255-0427-00) Adhesive Back Silicone Rubber (255-0472-00) Polyester (255-0427-00) Adhesive Back	342-0447-00 342-0350-00 342-0285-00 342-0315-00	G+ J- I F	
.900 .950 1.150 1.280 1.400	.375 .580 .375 .905 .375	.010 .010 .010 .010 .010	Polyester (255-0427-00) Adhesive Back Polyester (255-0427-00) Adhesive Back Polyester (255-0427-00) Adhesive Back Silicone Rubber & Fiberglass Polyester (255-0427-00) Adhesive Back	342-0391-00 342-0364-00 342-0392-00 342-0425-00 342-0390-00	G F G E+ G+	
1.463 1.600 1.600 1.600 1.750	1.463 .300 1.250 1.300 1.500	.270 .002 .003 - .005 .010 .010	Urethane Form (252-0591-00) Polyester (255-0319-00) Adhesive Back Polyester (255-0319-00) Adhesive Back Silicone Rubber with Fiberglass Polyester (255-0427-00) Adhesive Back	342-0283-00 342-0368-00 342-0095-00 342-0595-00 342-0269-00	H+ G G+ F- D+	
1.750 1.800 2.060 2.250 2.266	.850 .550 .530 1.125 1.116	.010 .009 .010 .003 - .005 .010	Polyester (255-0427-00) Adhesive Back Silicone Rubber, Adhesive Back Polyester (255-0427-00) Adhesive Back Polyester (255-0319-00) Adhesive Back Polyester (255-0427-00) Adhesive Back	342-0584-00 342-0516-00 342-0281-00 342-0094-00 342-0270-00	G+ G F+ G+ G	
2.290 2.400 2.500 2.800 2.800	1.400 .900 1.700 1.100 2.800	.005 .003 - .005 .010 .010 .005	Polyester Film (002-1028-00) Polycarbonate, Clear Adhesive Back Polyester (255-0427-00) Adhesive Back Polyester (255-0417-00) Polyimide (255-0275-00)	342-0213-01 342-0073-00 342-0316-00 342-0415-00 342-0507-00	G E+ G G G+	3H
3.000 3.000 3.250 3.460 3.500	1.700 2.400 .255 .650 3.500	.010 .002 .002 .010 .005	Polyester (255-0427-00) Adhesive Back Polyester (255-0319-00) Adhesive Back Polyester (255-0319-00) Adhesive Back Polyester (255-0427-00) Adhesive Back Polyester, Mylar (002-1028-00)	342-0127-00 342-0272-00 342-0184-00 342-0365-00 342-0131-00	G G H H- G	
3.820 3.820 3.975 4.086 4.120	1.870 2.500 .730 1.761 3.050	.010 .010 .010 .010 .010	Polyester (255-0427-00) Adhesive Back Polyester (255-0427-00) Adhesive Back Polyester (255-0427-00) Adhesive Back Polyester, Mylar Adhesive Back Polyester (255-0427-00) Adhesive Back	342-0249-00 342-0264-00 342-0327-00 342-0589-00 342-0329-00	G G+ G+ G H-	
4.200 4.200 4.250 4.500 4.500	.300 1.450 3.850 2.000 3.500	.010 .005 .010 .002 .010	Polyester (255-0427-00) Adhesive Back Polyester Polyester (255-0427-00) Adhesive Back Polyester (255-0319-00) Adhesive Back Polyester (255-0319-00) Adhesive Back	342-0383-00 342-0236-00 342-0308-00 342-0212-00 342-0182-00	G- C- G G G+	4E
4.750 5.030 5.900 6.000	1.125 1.515 3.200 1.420	.002 .004 .010 .010	Polyester (255-0319-00) Adhesive Back Mica Polyester (255-0427-00) Adhesive Back Polyester (255-0427-00) Adhesive Back	342-0439-00 342-0370-00 342-0455-00 342-0271-00	H J- H- G	
6.250 6.747 8.500 8.600 8.625	4.000 5.430 .600 2.500 4.000	.010 .002 .040 .010 .010	Polyester, Adhesive Back Clear Mylar (002-0147-00) Ceramic (204-0831-00) Polyester (255-0427-00) Adhesive Back Polyester (255-0427-00) Adhesive Back	342-0556-00 342-0015-00 342-0457-00 342-0403-00 342-0196-00	H G- H- H+	
9.075 10.750 14.950	9.075 4.000 .950	.500 .010 .062	Fiberglass Polyester (255-0427-00) Adhesive Back Epoxy Glass (254-0541-00)	342-0226-00 342-0470-00 342-0361-00	H- H J-	3I

INSULATORS (CONT)



LENGTH A	WIDTH B	THICKNESS C	NUMBER OF HOLES D	MATERIAL	PART NUMBER	CC
.570	.400	.005	2 (.060 dia)	Polyimide (255-0275-00)	342-0266-00	F-
.710	.470	.005	6 (.100 dia)	Fish Paper (252-0537-00)	214-1108-00	E
.815	.500	.006	7 (.089 dia)	Fish Paper (252-0537-00)	214-2250-00	D
1.000	.750	.062	3 (.156 dia)	Epoxy Glass Laminate (254-0541-00)	342-0201-00	G
1.000	.800	.005	1 (.156 dia)	Polyimide (255-0275-00)	342-0450-00	F
1.100	.680	.030	1 (.059 dia)	Polycarbonate (255-0371-00)	342-0257-00	D
1.150	.700	.010	2 (.125 dia)	Polyester (255-0417-00)	342-0228-00	G-
1.200	.675	.002	2 (.156 dia)	Mica	342-0194-00	
1.250	1.000	.060	2 (.203 dia)	ABS Black (255-0397-00)	342-0362-00	J
1.300	.900	.079	2 (.125 dia)	Thermalloy	342-0233-00	I
1.500	1.500		2 (.128 dia)	Silicone Rubber & Fiberglass	342-0426-00	F
1.525	1.000	.005	2 (.109 dia)	Polyimide Film	342-0485-00	F
1.750	1.625	.002	4 (.140 dia)	Polyimide Film	342-0578-00	F+
1.800	.600	.015	1 (.141 dia)	Fiber (252-0523-00)	342-0495-00	F
2.000	.900	.079	3 (.125 dia)	Thermalloy	342-0234-00	I+
2.319	.550	.005	2 (.234 dia)	Polyimide (255-0275-00)	342-0193-00	H-
2.500	1.500	.010	2 (.156 dia)	Polyester (255-0417-00)	342-0289-00	H
2.550	1.500	.010	2 (.141 dia)	Polyester (255-0417-00)	342-0229-00	G
2.654	1.500	.030	4 (.200 dia)	NEMA Grade XPC	342-0610-00	E+
2.700	1.800	.010	2 (.325 dia)	Silicone Rubber	342-0566-00	H-
2.875	1.875	.002	4 (.141 dia)	Polyimide	342-0569-00	G+
2.900	1.250	.045	2 (.125 dia)	Urethane Foam	342-0604-00	D+
2.900	1.500		2 (.128 dia)	Silicone Rubber & Fiberglass	342-0424-00	G
3.000	.500	.010	2 (.040 dia)	Polyester (255-0417-00)	342-0254-00	H+
3.000	.700	.001	3 (.135 dia)	Mica	342-0195-00	C
3.000	1.700	.060	4 (.203 dia)	Polycarbonate	342-0571-00	G
3.200	2.400		2 (.125 dia)	Silicone Rubber & Fiberglass	342-0464-00	H
3.420	.890	.010	1 (.312) 2 (.250)	Polyester (255-0427-00)	342-0345-00	N-
3.500	1.500	.002	3 (.219 dia)	Polyester w/Adhesive Back	342-0573-00	F
3.785	.600	.015	2 (.141 dia)	Fiber (252-0523-00)	342-0494-00	F+
3.800	2.100	.031	1 (.281 dia)	Fiber (252-0504-00)	342-0401-00	
4.000	1.900	.002	4 (.343 dia)	Polyimide Film	342-0562-00	F+
4.724	2.256	.005	2 (.234 dia)	Polyester (255-0275-00)	342-0104-00	H-
4.750	.750	.001	3 (.172 dia)	Mica	342-0214-00	F-
5.250	3.500	.002	6 (.130 dia)	Polyimide Film	342-0548-00	G+
5.300	1.000		2 (.438 dia)	Felt, Gray	342-0041-00	D-
5.525	1.675	.020	9 (.156 dia)	Fiber (252-0514-00)	342-0549-00	G
5.710	4.000	.010	1 (.281 dia)	Polyester (255-0417-00)	342-0422-00	G
6.654	3.104	.010	9 (.250 dia)	Polyester (255-0427-00)	342-0511-00	G+
8.310	1.920	.010	10 (.150 dia)	Polyester (255-0427-00)	342-0351-00	I
8.500	1.750	.030	2 (.141) 1 (.218)	Acrylic (255-0141-00)	342-0215-00	H-
8.500	1.750		3 (.172 dia)	Drafting Film	342-0106-00	H-
12.000	.900	.094	3 (.250) 2 (.125 & CSK)	Phenolic (254-0531-00)	342-0039-00	J-
15.500	4.375	.020	3 (.250 dia)	Polycarbonate (255-0295-00)	342-0085-00	H-

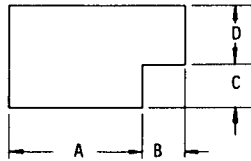
COST CODE

(CC COLUMN)

CODE	A	B	C	D	E	F	G	H	I	J	K	L	M	N	O
≈ VALUE with +	.75¢	2¢	3.75¢	6¢	10¢	18¢	35¢	60¢	\$1	\$2	\$3.75	\$6	\$10	\$18	\$35+
≈ VALUE no suffix	.5¢	1.5¢	3¢	5¢	8¢	15¢	25¢	50¢	75¢	\$1.50	\$3	\$5	\$8	\$15	\$25
≈ VALUE with -	.2¢	1.25¢	2.5¢	4.25¢	7¢	13¢	22¢	40¢	65¢	\$1.25	\$2.50	\$4.25	\$7	\$13	\$22

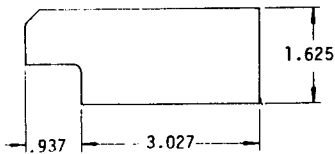
NOTE: Costs may vary from order to order due to order quantities, vendor, etc.

INSULATORS (CONT)

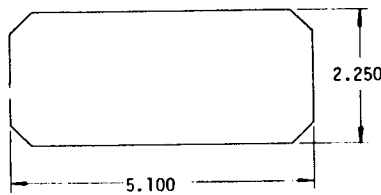


A	B	C	D	THICKNESS	MATERIAL	PART NUMBER	CC	++ RC
.900	.900	2.650	.650	.010	Polyester (255-0417-00)	342-0227-00	I	
1.125	.750	.625	.355	.010	Polyester (255-0427-00)	342-0326-00	G+	
1.450	.900	.250	.650	.010	Polyester (255-0427-00)	342-0341-00	K-	
1.600	2.000	.400	1.200	.002	Polyester (255-0319-00)	342-0256-00	G	
1.900	.450	.700	1.100	.010	Polyester (255-0427-00)	342-0129-00	G+	
2.250	.750	.750	1.000	.005	Polyester	342-0199-00	G-	
3.540	.350	.525	2.525	.008	Epoxy Glass Laminate	342-0513-01	J-	
6.800	4.200	3.650	5.650	.002	Polyester (255-0319-00)	342-0309-00	I	
9.750	1.250	1.750	7.250	.002	Polyester (255-0319-00)	342-0310-00	I	

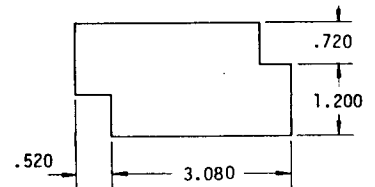
5



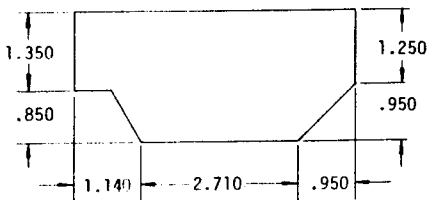
342-0297-00
.010 Polyester (255-0417-00)
CC- C+



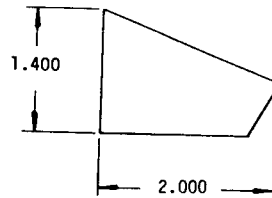
342-0109-00
.007 Nomex (252-0633-00)
CC- F



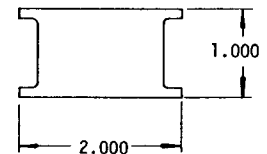
342-0317-00
.007 Polyimide (252-0633-00)
CC- J



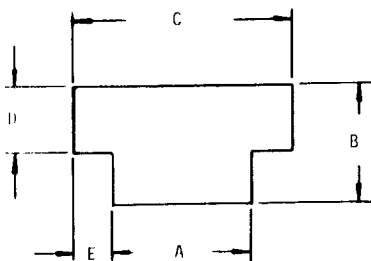
342-0330-00
.010 Polyester (255-0427-00)
CC- H-



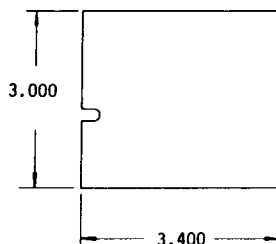
342-0128-00
.010 Polyester (255-0427-00)
CC- F+



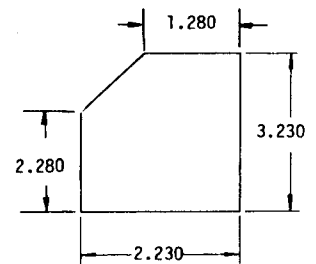
342-0096-00
.010 Cellulose Acetate
(255-0224-00) CC- D



PART NUMBER	A	B	C	D	E	CC
342-0490-00 .010 Polyester	1.750	1.490	2.750	.840	.500	G+
342-0466-01 .002 Polyester w/Adhesive Back	2.750	4.600	6.175	4.140	1.000	J-

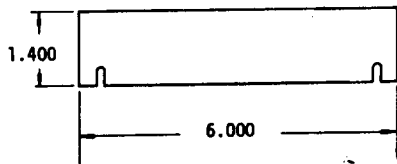


342-0293-00
.010 Polyester (255-0417-00)
CC- E+

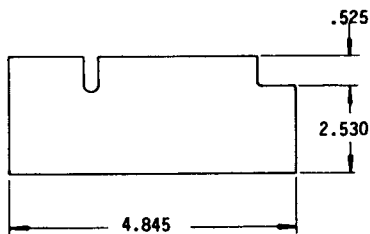


342-0248-00
.002 Polyester (255-0319-00)
CC- G-

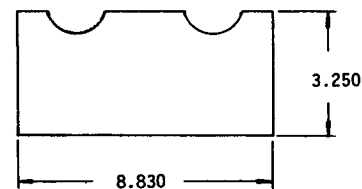
INSULATORS (CONT)



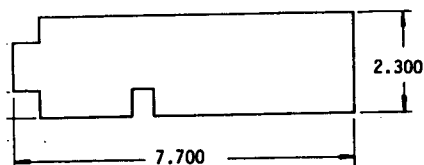
342-0483-00
Insulator, Plate (Transistors)
.031 Thk Fiber Sheet
CC- F-



342-0294-00
.010 Polyester (255-0417-00)
CC- E +



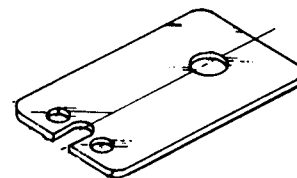
342-0540-00 CC: H
.010 Polyester, Adhesive One Side



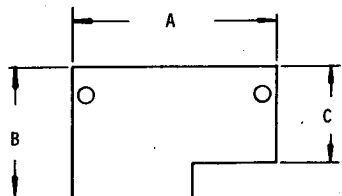
342-0240-00
.010 Polyester (255-0427-00)
CC- G



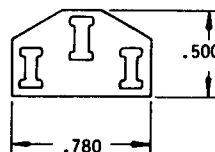
CC:
342-0509-00 .865 x .650 x .002 Thk E-
.140 Dia Hole, Silicone Rubber
342-0624-00 .865 x .650 x .010 Thk D+
.140 Dia Hole, Silicone Rubber
342-0311-00 .860 x .660 x .002 Thk B+
.143 Dia Hole, Mica



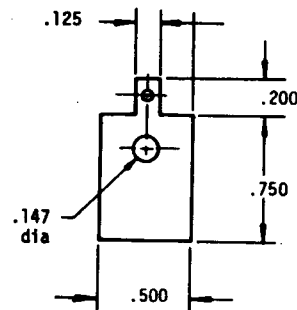
342-0203-00
For T0-220 (RCA) Trans
.860 Lg x .500 W, .004 Thk Mica
CC- B-



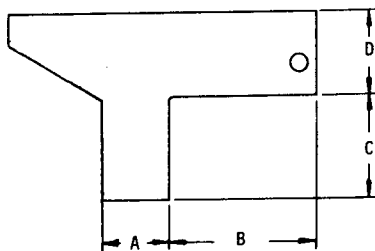
PART NUMBER	A	B	C	DIA HOLES	CC
342-0200-00 .005 Polyester	2.320	1.500	1.100	.187 (2)	G-
342-0246-00 .010 Polyester	5.250	3.180	1.450	.312 (1)	J-
342-0412-00 .032 Fiber (252-0504-00)	4.750	2.250	.700	.250 (1)	G



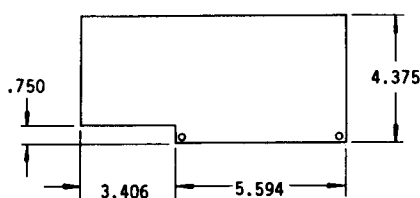
342-0290-00
.040 Pressed Fiber CC- B
(Power Plug)



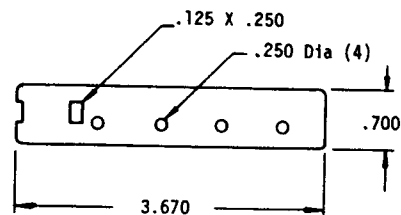
342-0476-00 CC: F-
.020 Hard Anodized Aluminum



PART NUMBER	A	B	C	D	DIA HOLES
342-0518-00 .005 Fiber (252-0537-00) CC: G+	1.350	2.210	1.650	.900	.270(3)
342-0519-00 .005 Fiber (252-0537-00) CC: G+	1.350	2.210	.900	1.650	.200(2)

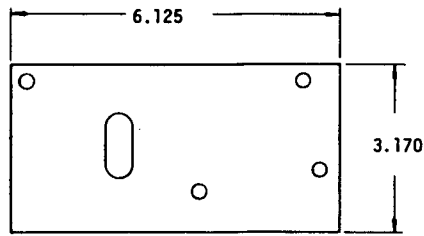


342-0084-00
.020 Polycarbonate (255-0295-00)
.250 dia. holes CC- G-

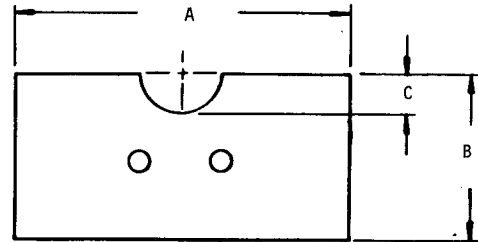


342-0533-00 CC: H+
Silicon Rubber

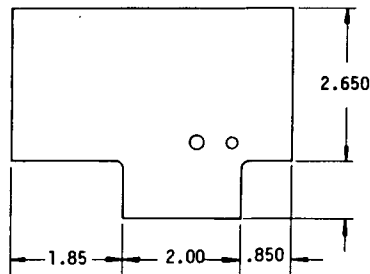
INSULATORS (CONT)



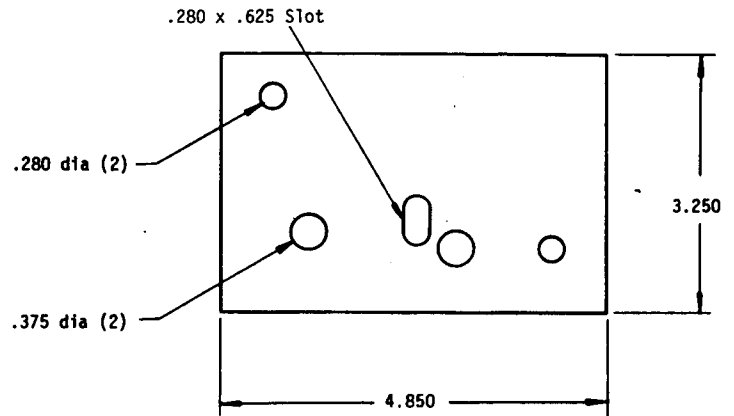
342-0486-00
Insulator, Plate (Pr 1 interconnect EC Brd)
.032 Cellulose Fiber Board
CC- F



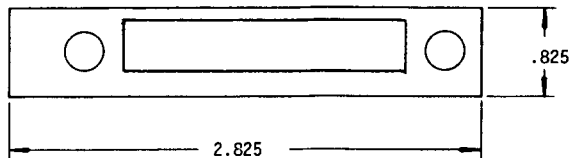
PART NUMBER	A	B	C	DIA HOLES	CC
342-0460-00	2.100	1.050	.250	.140 (2)	E+
342-0590-00	4.150	1.825	.380	NONE	G



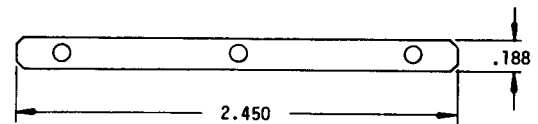
342-0164-00 CC: E+
342-0175-00 CC: E-
(Diff. Hole Spacing)
.010 Polyester (255-0417-01)



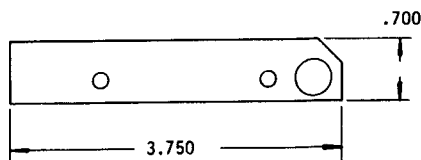
342-0402-00 CC: G
.010 Polyester (255-0427-00) w/Adhesive Back



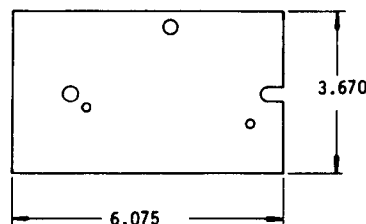
342-0537-00
Fiber, Black, .125 Dia Holes
Slot: 1.775 x .300 CC: G



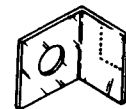
342-0167-00
.010 Epoxy Glass Laminate (254-0580-00)
.101 dia. holes CC- G+



342-0040-01
.094 Phenolic (254-0531-00)
.203 (2) & .422 (1) dia. holes
CC- G



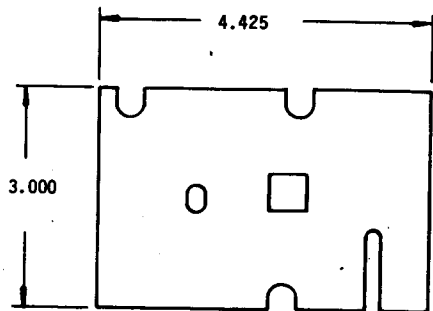
342-0205-00
.005 Polyester (002-1028-00)
CC- E-



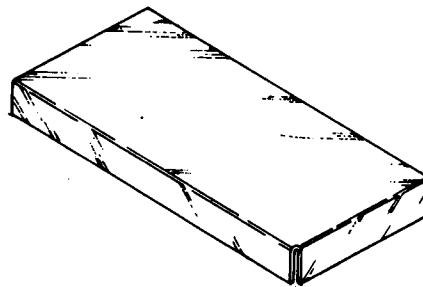
342-0242-00
Variable Resistor Insul.
.020 Polycarbonate (255-0295-00)
.265 dia. hole CC- G-

342-0267-00 CC: G
Insul. Transformer (dotted area cut away)
.005 Polyimide (255-0275-00)
.600 x .600 x .480, .125 Dia Hole

INSULATORS (CONT)

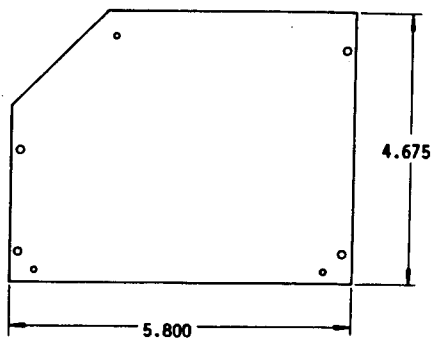


342-0497-00
Insulator, Plate (Ckt Bd HV)
.010 Polyester (255-0417-00) CC- G+

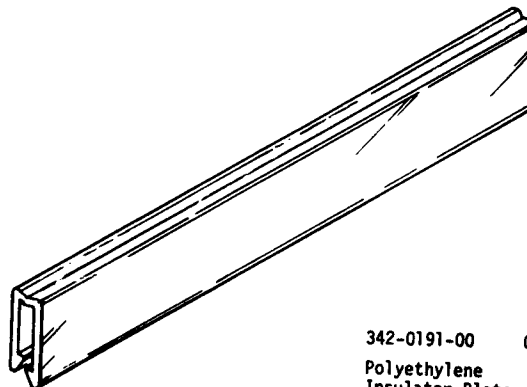


342-0192-00
.020 Polycarbonate (255-0295-00)
14.325 x 6.500 CC-H

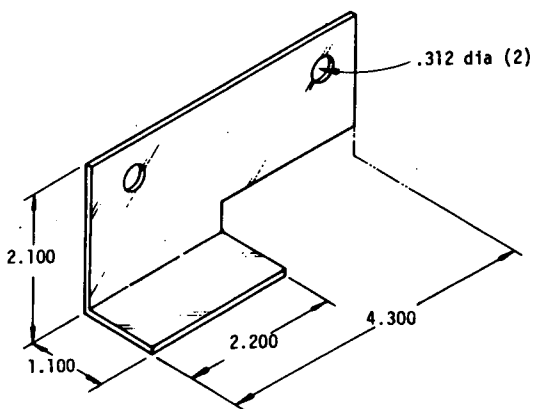
342-0480-00 CC: H+
.015 Fiber (252-0523-00)
5.200 x 3.750 x 1.375



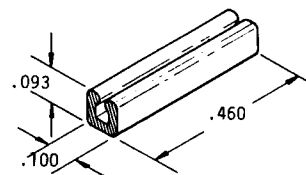
342-0183-00
.031 Epoxy Laminate (254-0546-00)
.094 (3) & .141 (4) dia. holes
CC- I+



342-0191-00 CC: C-
Polyethylene
Insulator Plate,
Battery Pack, 6" Lg.

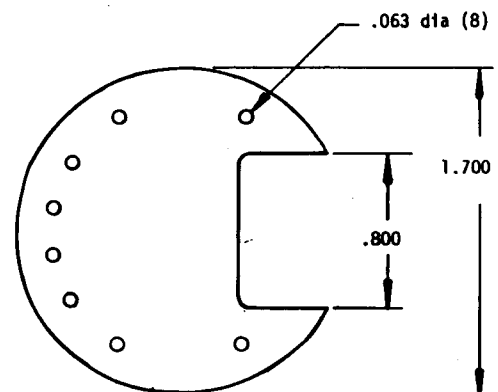
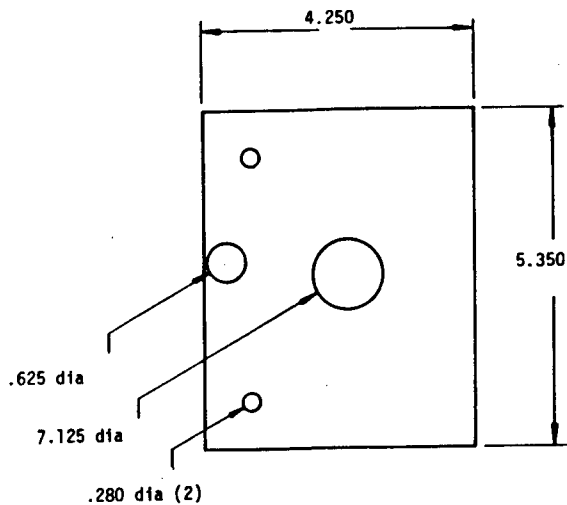
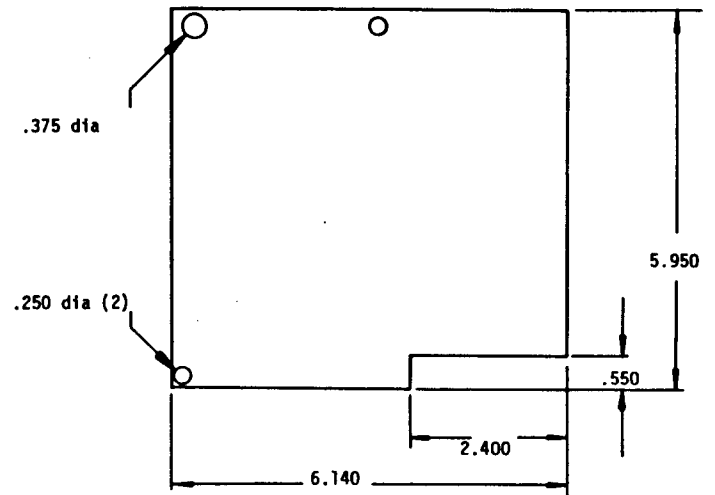
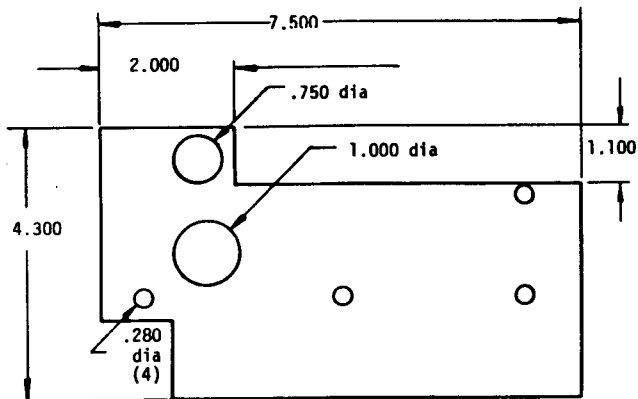
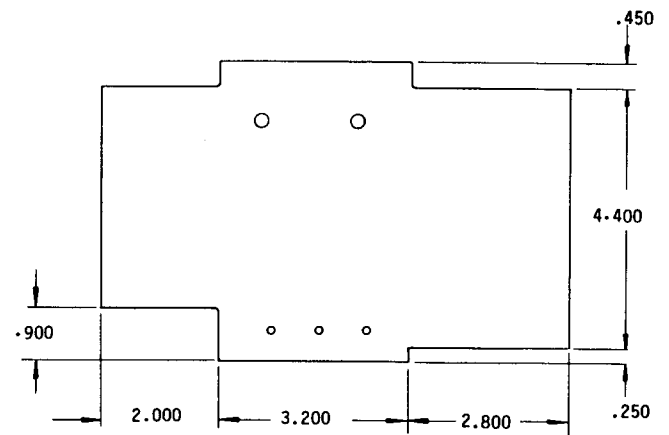
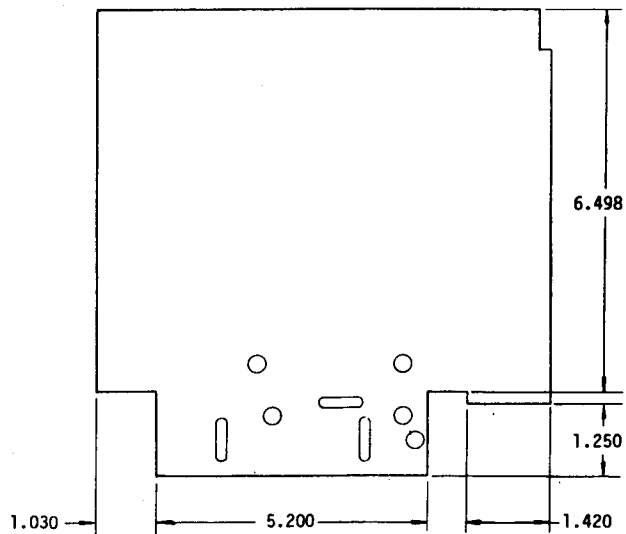


342-0414-00 CC: G+
.032 Fiber (252-0504-00)

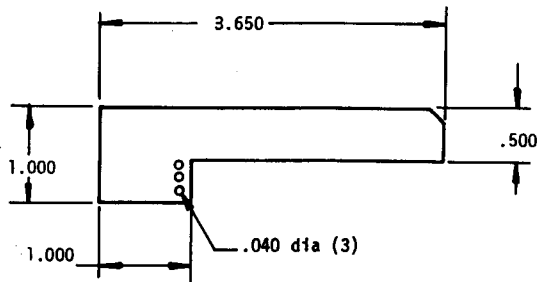


342-0478-00 CC: C
Insulator, Terminal
Material (255-0713-00)

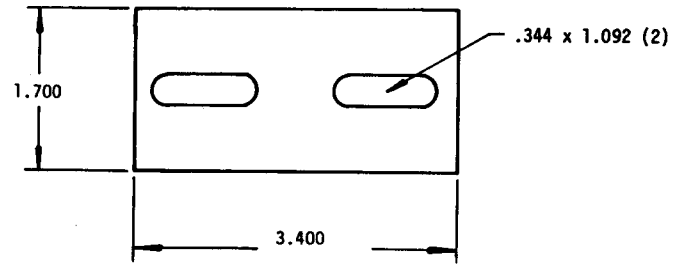
INSULATORS (CONT)



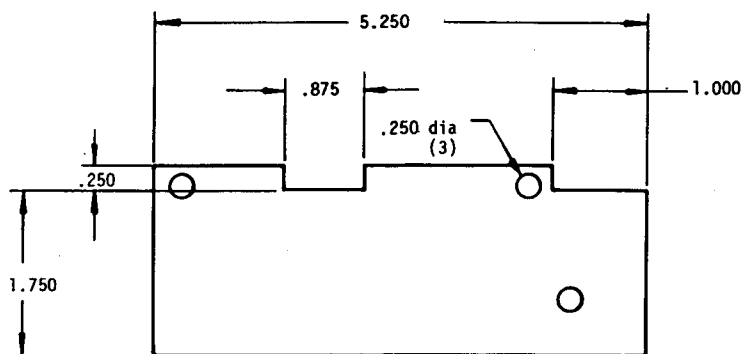
INSULATORS (CONT)



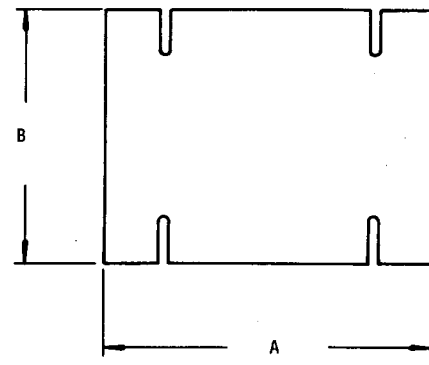
342-0453-00
.010 POLYESTER (255-0417-00)



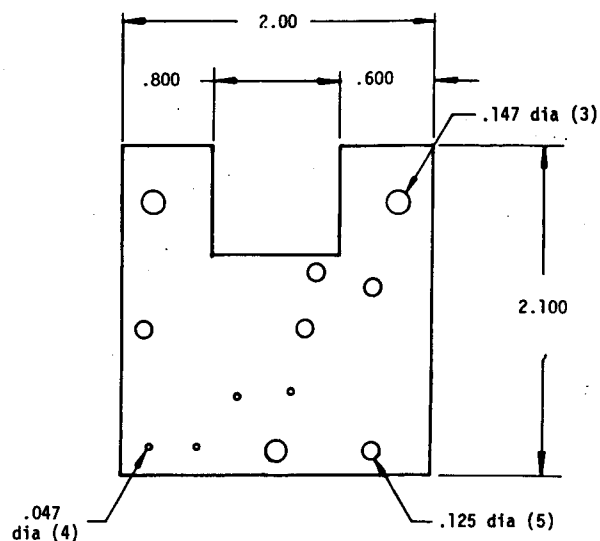
342-0452-00 CC: G+
.005 POLYIMIDE (255-0275-00)



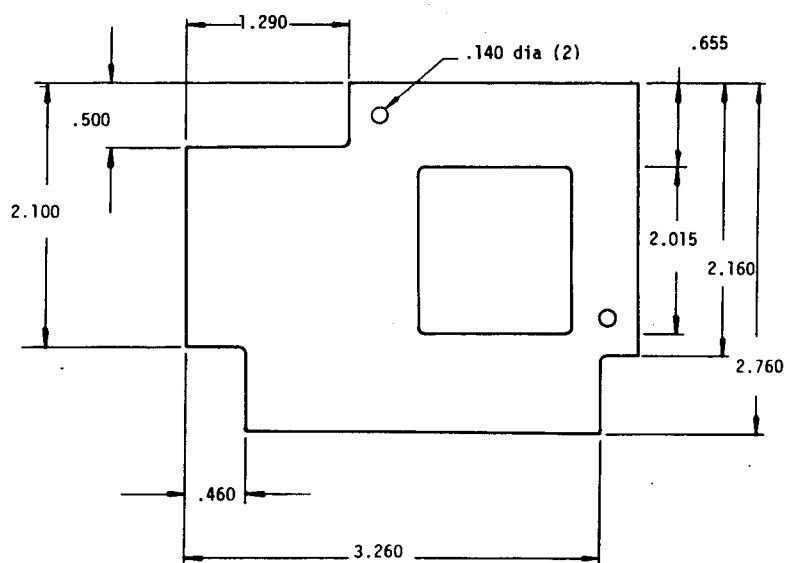
342-0369-00 CC: G
.031 FIBER (252-0504-00)



214-1060-00 CC: H-
Insulating Plate, Mica
A: 1.625, B: .750
342-0395-00 CC: F-
.005 Polyester (254-0601-00)
A: 2.050, B: 1.625

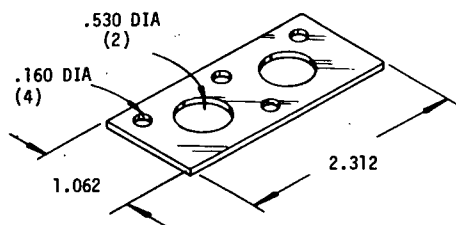


342-0409-00 CC: I+
.062 EPOXY GLASS LAMINATE (254-0566-00)

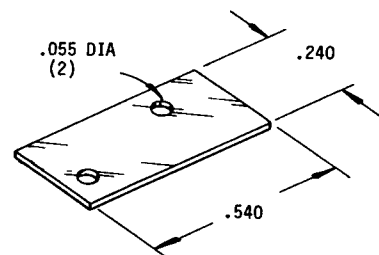


342-0405-00 CC: F+
.060 POLYCARBONATE (255-0200-00)

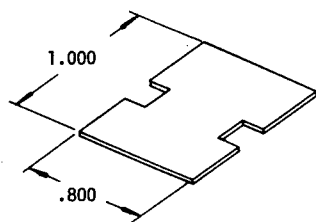
INSULATORS (CONT)



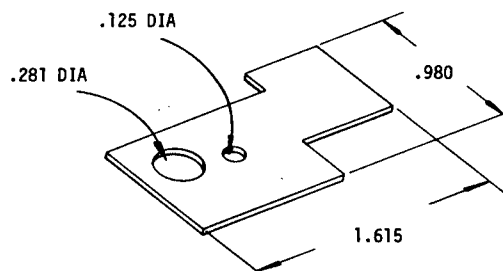
342-0097-00
.020 FISH PAPER CC- C



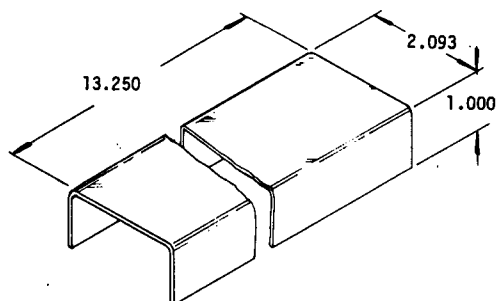
342-0413-00
.005 THICK POLYIMIDE FILM (255-0275-00)
CC- A



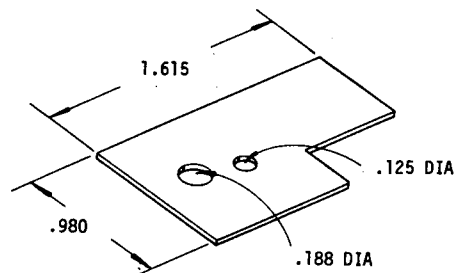
342-0431-00 CC- E
THERMAL-CONDUCTIVE SILICON RUBBER LAMINATED
WITH FIBERGLASS FABRIC
.009 THICK



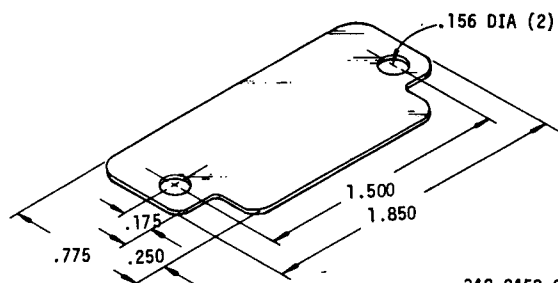
342-0132-01 CC- C
.005 THICK POLYESTER SHEET



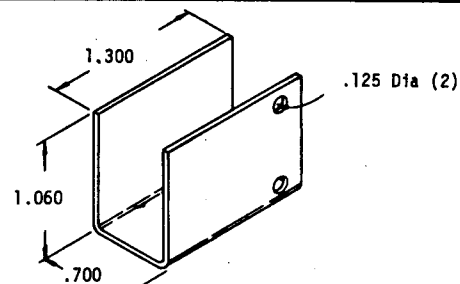
342-0360-00 CC- G
.030 FIBER SHEET (252-0504-00)



342-0132-00
.005 THICK POLYESTER SHEET
CC- B-



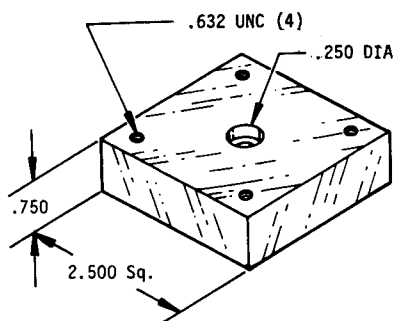
342-0458-00
Insulator, Plate, Transistor,
Mica
CC- C-



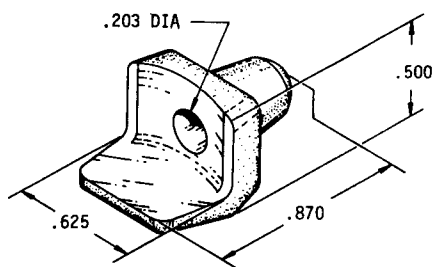
342-0481-00
Insulator, Switch
.060 Polycarbonate, Clear (255-0200-00)
CC- G+

5

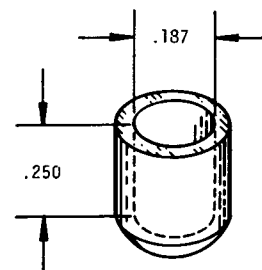
INSULATORS (CONT)



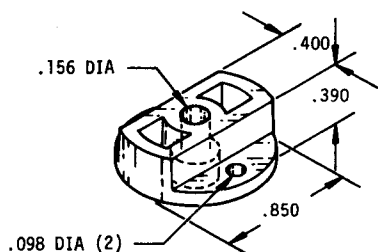
342-0216-00
Block Insulator
.750 Acetal Resin, Blk



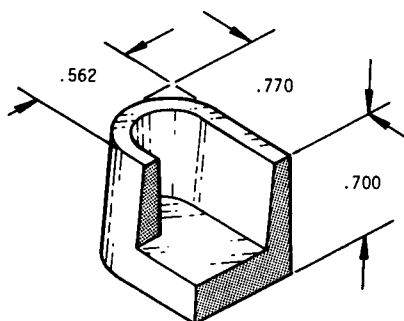
342-0384-00 CC: G-
High Voltage Insulator
Polysulfone, Black (255-0330-00)



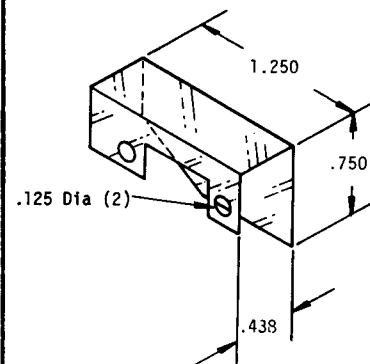
200-2486-00 CC: B-
Cap, Insulating, Vinyl, Black



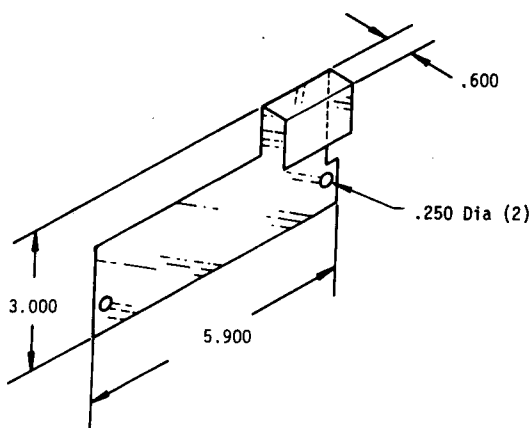
214-1137-00 CC: G
Spacer Insulator
ABS Gray (255-0113-00)



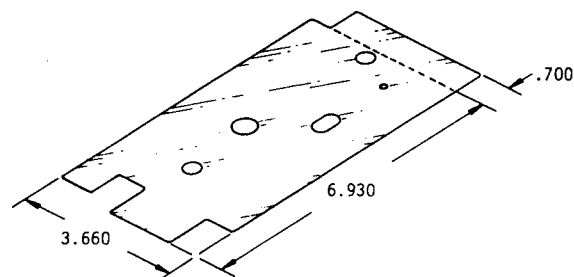
342-0442-00 CC: I-
Wire, Insulator
Silicone, Natural (255-0700-00)



342-0397-00
Shield, Insulating
.010 Polyester (255-0417-00)

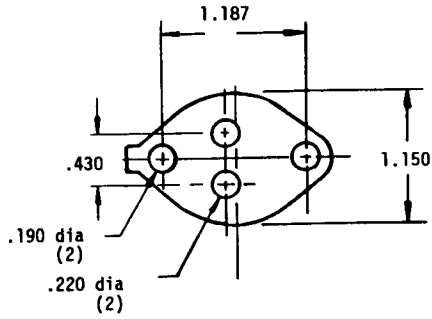


342-0534-00
Circuit Board Insulator
.015 Fiber Sheet (252-0523-00)

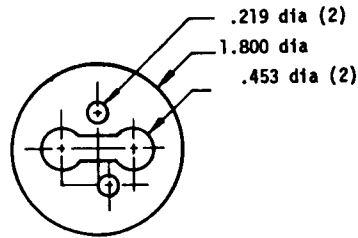


342-0176-00 Without Dotted Area CC: H
342-0176-01 Including Dotted Area CC: F+
Film, Insulator
.005 Polyester (002-1028-00)

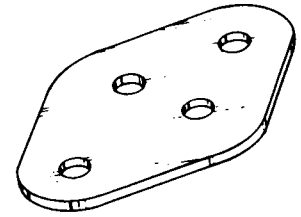
INSULATORS (CONT)



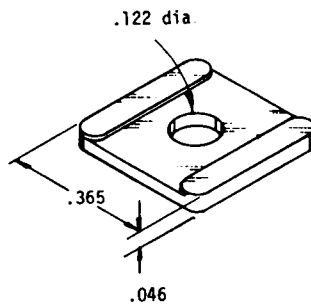
387-0345-00 CC: F+
Hard Anodized Aluminum
.021 Thick



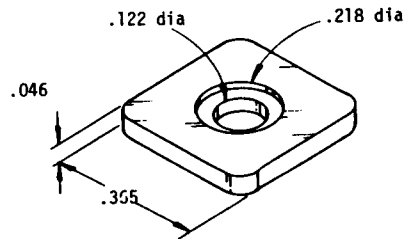
342-0419-00 CC: F+
.005 Polyimide (255-0275-00)



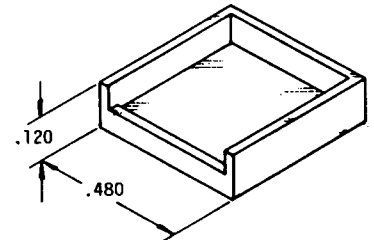
214-1213-00 CC: N-
T0-3
BE0 99.5%



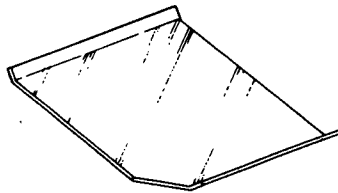
342-0374-00 CC: F-
Polyphenylene Sulfide (255-0538-00)



342-0373-00 CC: F
Polyphenylene Sulfide (255-0538-00)



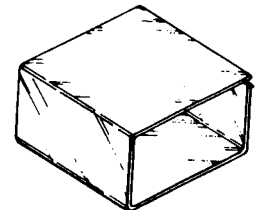
342-0389-00 CC: E-
Nylon (255-0548-00)



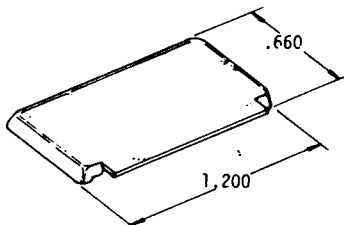
342-0051-00
.020 Polycarbonate
2.250 x 1.188
CC- G



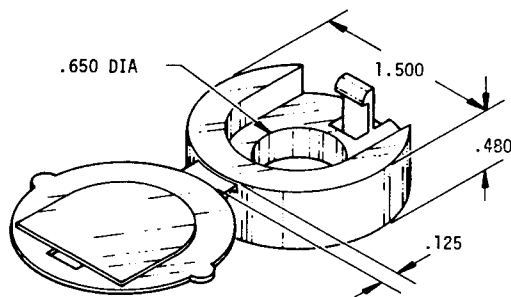
342-0245-00
H.V. Leads Insulator CC- F
Acetal Resin (254-0998-00)
1.230 x .490



342-0250-00 1.100 Long CC- G-
342-0320-00 1.413 Long CC- G-
Switch (Pwr) Insul.
Vinyl (254-0960-00)
1.400 x .820

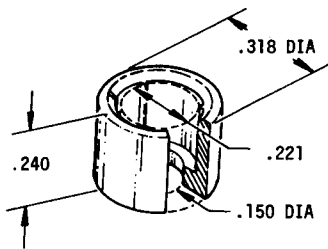


342-0443-00 CC: F-
Polycarbonate, Tek Blue (255-0527-01)
Insulator, Hinge

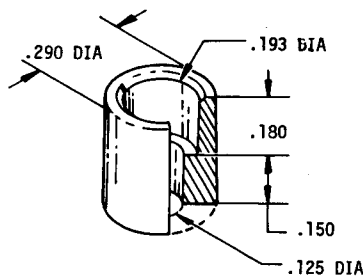


342-0541-00 CC: H-
Insulator, Plate
Polypropylene (255-0568-00)

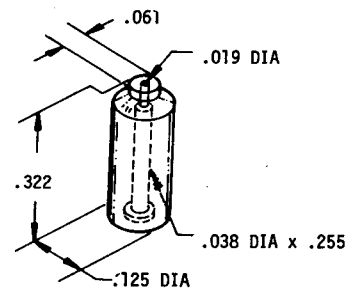
INSULATORS (CONT)



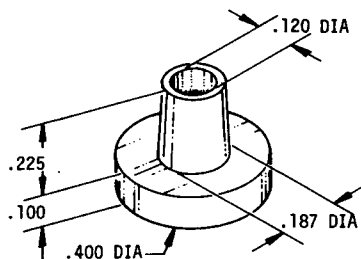
214-0781-00 CC: C-
Insulator, Circuit Board Mount
Polypropylene (254-0985-00)



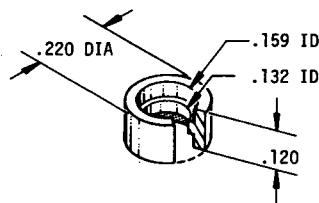
214-0781-01 CC: B
Insulator, Circuit Board Mount
Polypropylene (254-0985-00)



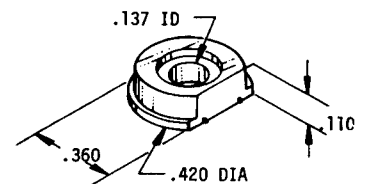
342-0262-00 CC: G
Bushing, Insulator
Polyethylene (255-0071-00)



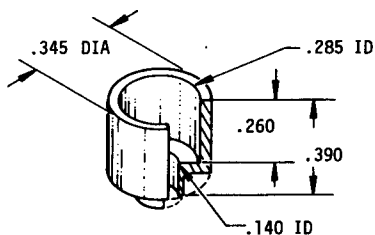
342-0493-00 CC: E+
Insulator, Bushing
Polyphenylene Sulfide (255-0538-00)



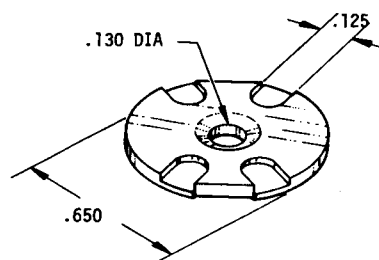
342-0499-00 CC: F+
Insulator, Sleeve
Teflon (255-0140-00)



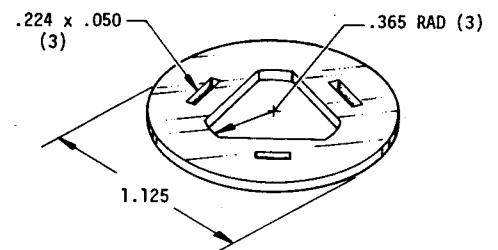
342-0488-01 CC: E
Spacer, Transistor
Polyphenylene Sulfide (255-0538-00)



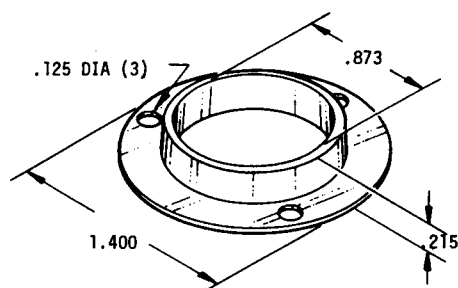
342-0524-00 CC: F
Insulator, Bushing
White Polyamide (254-0940-00)



342-0575-00 CC: D+
Insulator, Plate, Pot.
Polyurethane (255-0621-01)



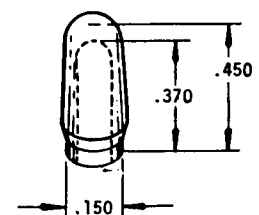
342-0535-00 CC: F
Insulator, Plate
Polyphenylene Sulfide (255-0538-00)



342-0510-00 CC: F
Insulator, Bushing
Polysulfone, Black (255-0330-00)



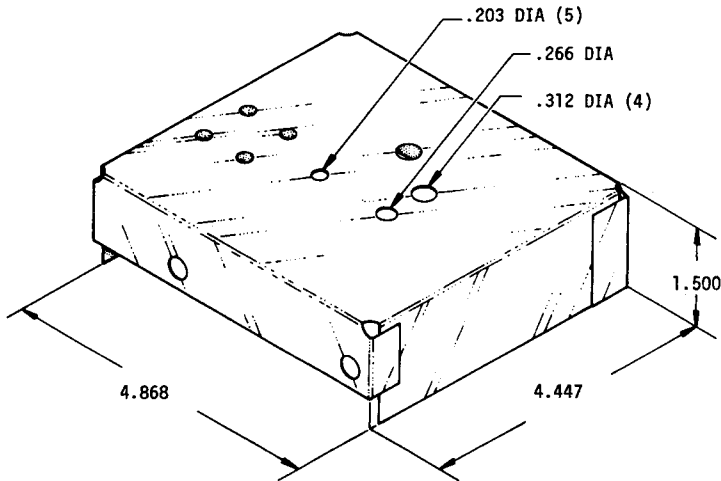
342-0075-00
Insulating Washer CC- I
255-0438-00 w/255-0553-00
.640 ID, 3.430 OD



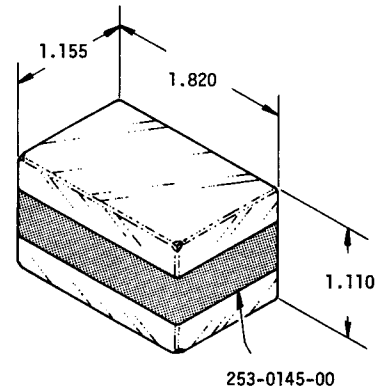
342-0444-00
Insulated Switch Handle
Gray Vinyl
CC- D

INSULATORS (CONT)

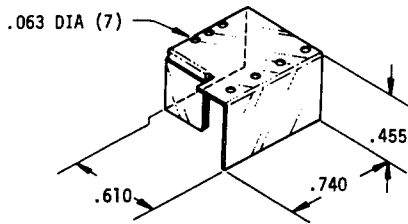
5



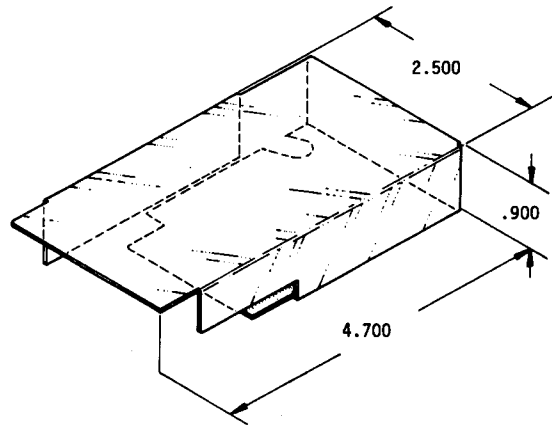
342-0210-00 CC: J
Insulator, Power Supply
.005 Polyimide (255-0275-01)



342-0188-00 CC: J+
Insulator (Line Converter)
.005 Polyester (254-0601-00)



342-0268-00 CC: H
Insulator, Transformer
.005 Polyimide (255-0275-00)



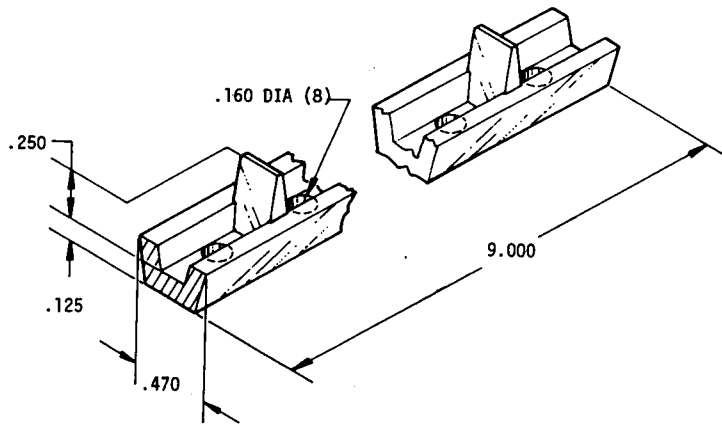
342-0225-00 CC: J
Insulator, Circuit Board
.030 Polycarbonate (255-0371-00)

COST CODE (CC COLUMN)

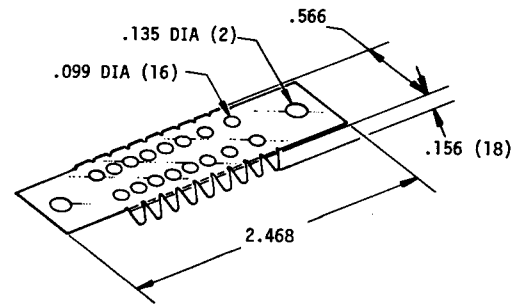
CODE	A	B	C	D	E	F	G	H	I	J	K	L	M	N	O
⌘ VALUE with +	.75¢	2¢	3.75¢	6¢	10¢	18¢	35¢	60¢	\$1	\$2	\$3.75	\$6	\$10	\$18	\$35+
⌘ VALUE no suffix	.5¢	1.5¢	3¢	5¢	8¢	15¢	25¢	50¢	75¢	\$1.50	\$3	\$5	\$8	\$15	\$25
⌘ VALUE with -	.2¢	1.25¢	2.5¢	4.25¢	7¢	13¢	22¢	40¢	65¢	\$1.25	\$2.50	\$4.25	\$7	\$13	\$22

NOTE: Costs may vary from order to order due to order quantities, vendor, etc.

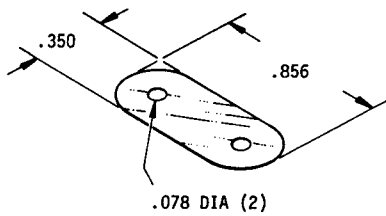
INSULATORS (CONT)



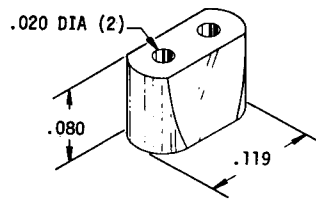
342-0484-00 CC: H-
Insulator, Electrode Segment
Polysulfone, Black (255-0330-00)



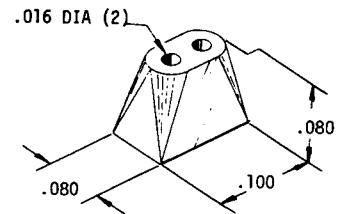
214-0890-00 CC: K
Insulator, Readout
.016 Aluminum (251-0145-00)



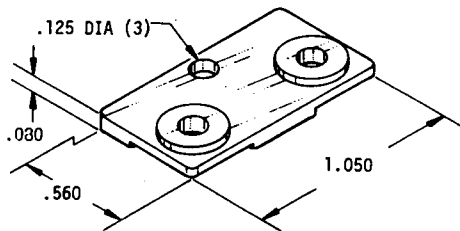
342-0542-00 CC: C-
Insulator Plate
.010 Polyester



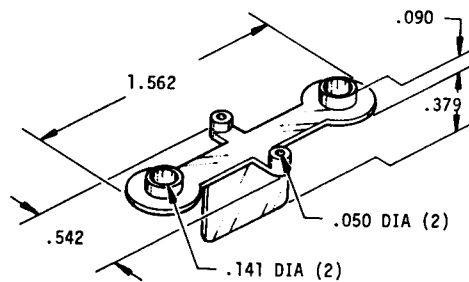
342-0568-00 CC: E-
Insulator, Contact
Polyurethane (255-0655-00)



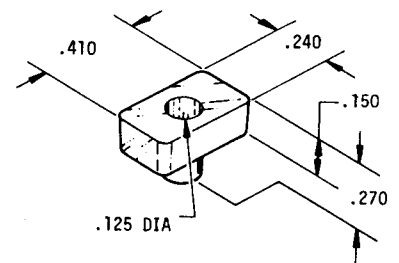
342-0565-00 CC: E-
Insulator, Contact
Polyurethane (255-0655-00)



214-0751-00 CC: F+
Insulator, Cartridge Fuse Clips
Polyphenylene Oxide (255-0203-00)

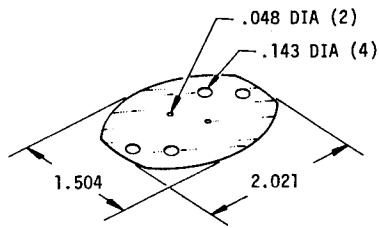


342-0026-00 CC: D-
Insulator, Transistor
Type 66 Nylon

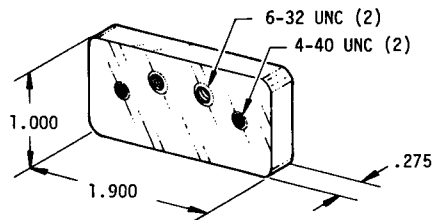


342-0536-00 CC: E+ ++RC: 5B
Insulator, Transistor (TO-220)
Polysulfone (255-0330-00, Black or
255-0719-00, Natural)

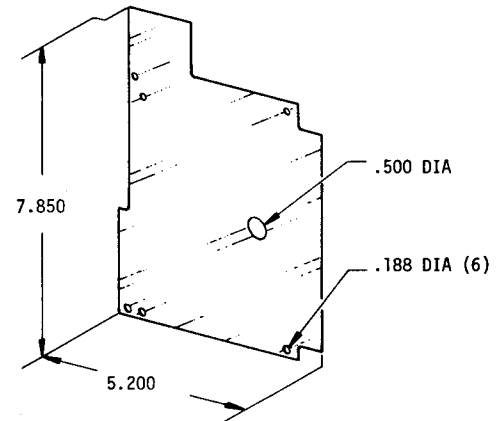
INSULATORS (CONT)



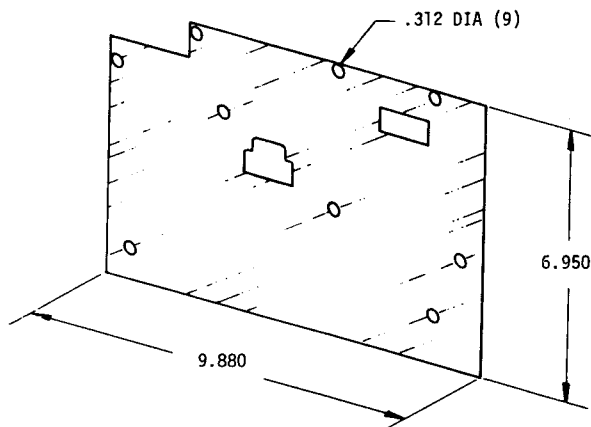
342-0489-00 CC: G-
Insulation, Transistor (T0-3)
.005 Polyimide (255-0780-XX)



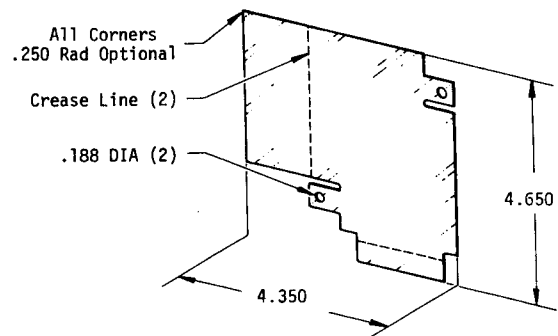
342-0491-00 CC: I-
Insulator, Plate
Polyphenylene (255-0538-00)



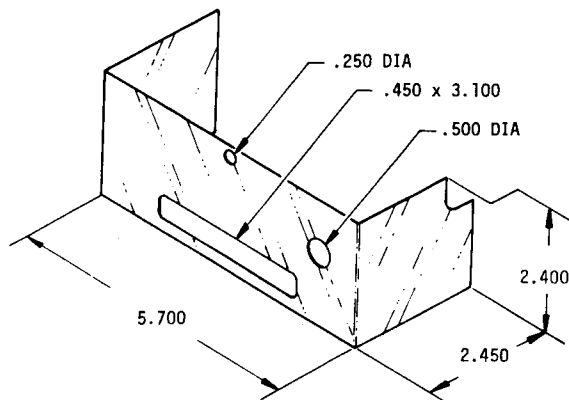
342-0506-00 CC: H-
Insulator, Circuit Board
.010 Polyester (255-0417-00)



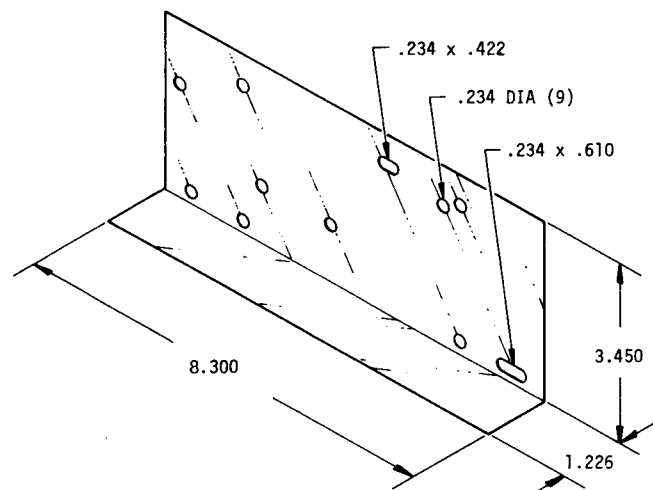
342-0564-00 CC: I
Insulator, Plate
.020 Phenolic Impreg. Fiber Sheet



342-0539-00 CC: G+
Insulation, Cable
.020 Fiber Sheet (252-0514-00)

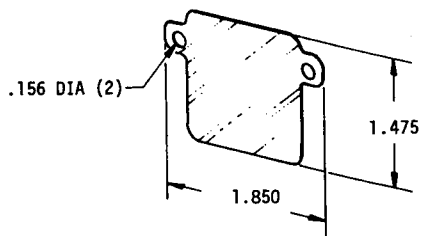


342-0608-00 CC: H-
Insulator, Plate
.010 Polyester, Adhesive One Side

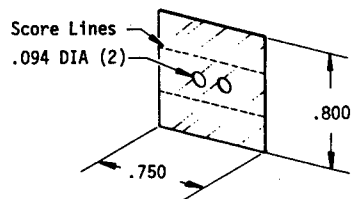


342-0275-00 CC: H
Insulation (H.V.)
.010 Mylar (255-0417-00)

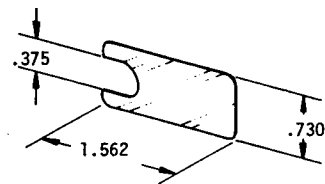
INSULATORS (CONT)



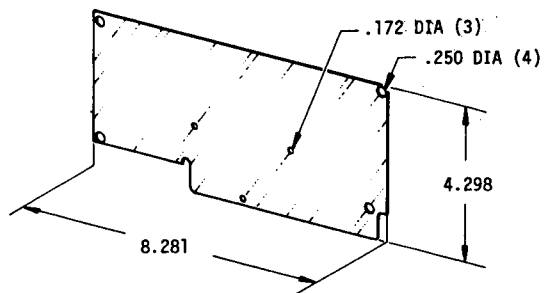
342-0638-00
Insulator, Transistor
Fiberglass Reinforced Silicone Rubber



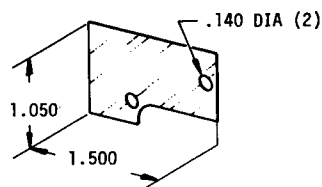
214-0857-00 CC: D
Insulator, Slide Contacts
Paper (252-0538-00)



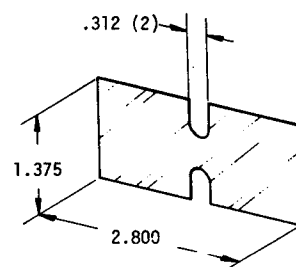
214-0769-00 CC: F
Insulator, Plate
.020 Fish Paper (252-0514-00)



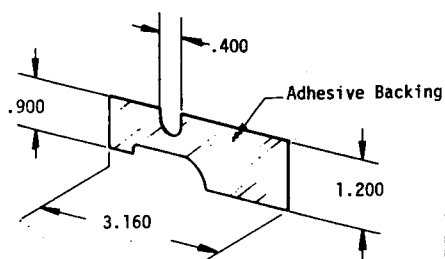
342-0505-00 CC: G+
Insulator, Plate
.101 Polyester (255-0417-00)



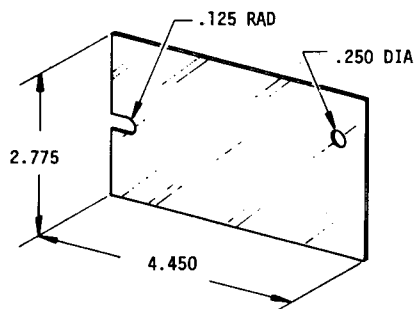
342-0587-00 CC: F
Insulator, Power Switch
.010 Polyester



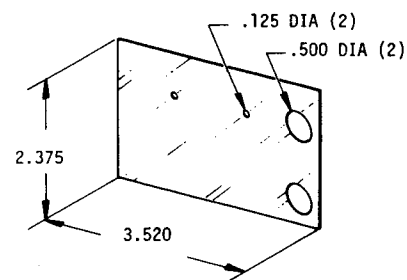
342-0596-00 CC: H-
Insulator, Capacitor
.031 Fiber Sheet (252-0504-00)



342-0559-00 CC: H
Insulator, Plate
.010 Polyester

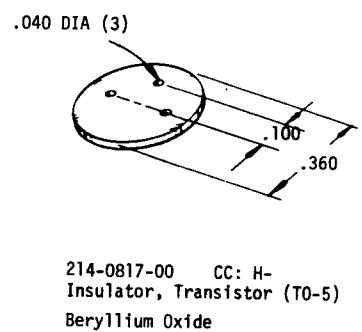
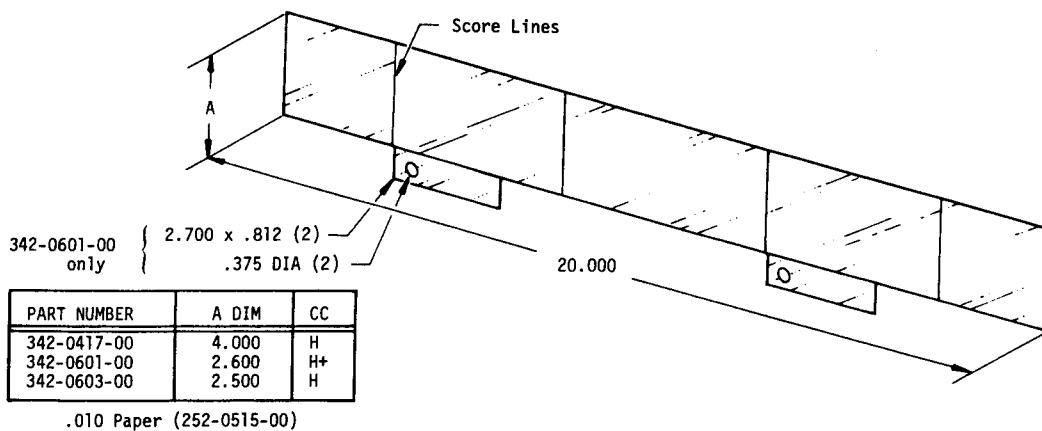
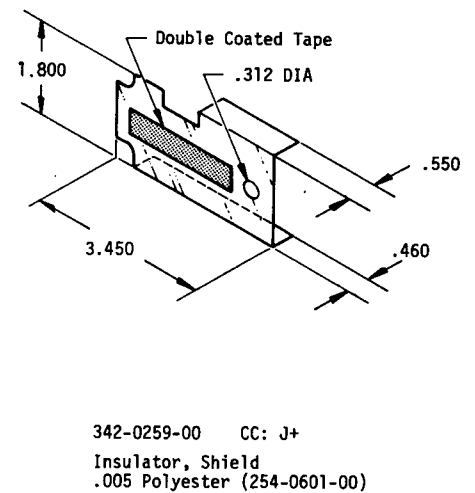
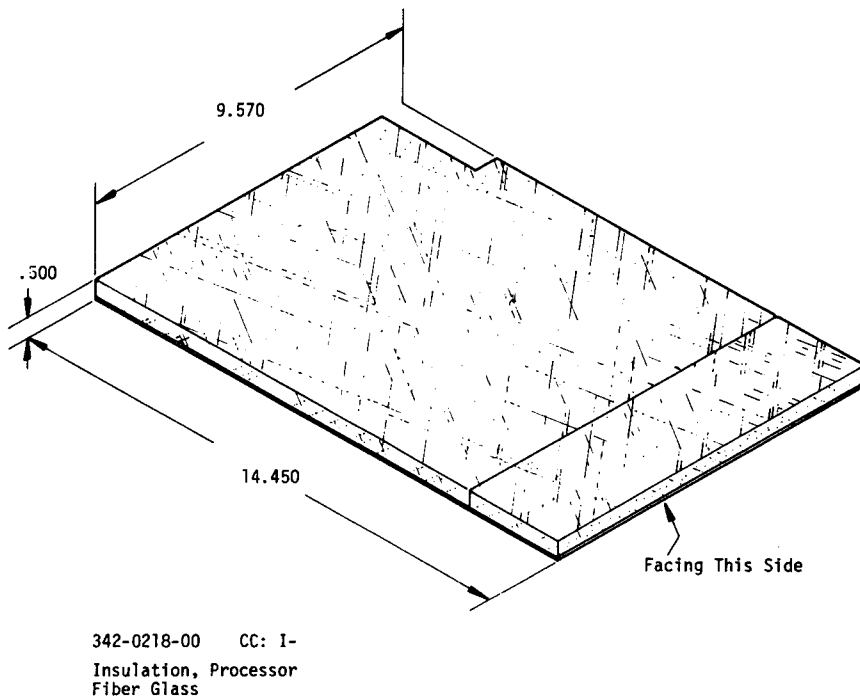
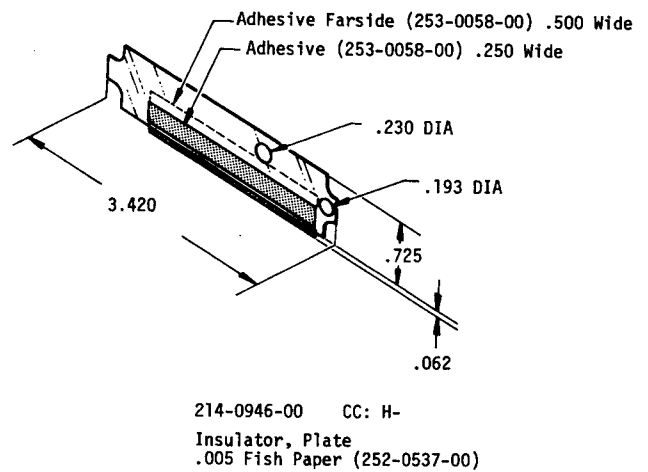
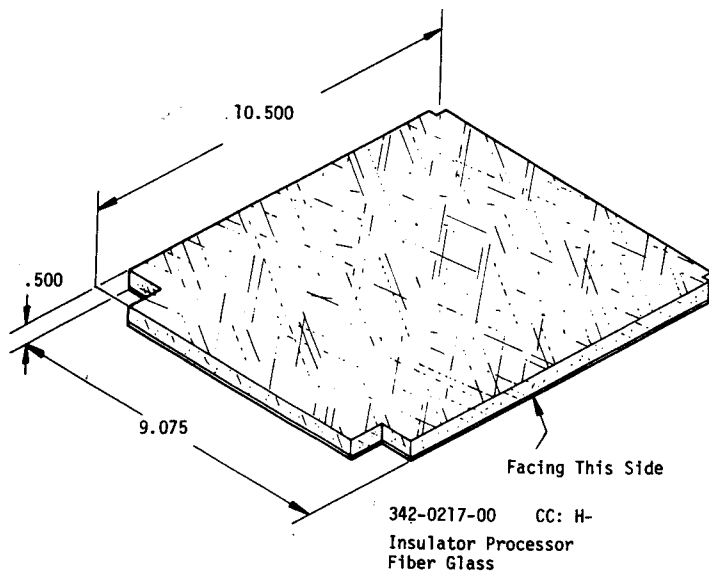


342-0615-00 CC: F
Insulator, Plate
.031 Fiber Sheet



342-0492-00 CC: H
Insulator, Film Bracket
.005 Polyimide

INSULATORS (CONT)



NOTES

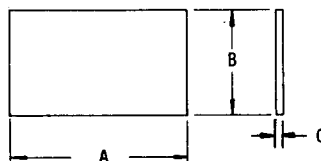
5

COST CODE (CC COLUMN)

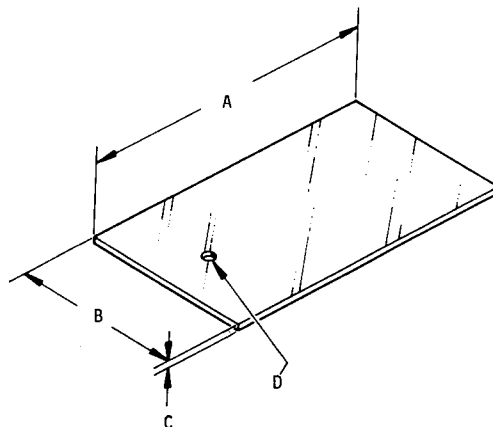
CODE	A	B	C	D	E	F	G	H	I	J	K	L	M	N	O
⌘ VALUE with +	.75¢	2¢	3.75¢	6¢	10¢	18¢	35¢	60¢	\$1	\$2	\$3.75	\$6	\$10	\$18	\$35+
⌘ VALUE no suffix	.5¢	1.5¢	3¢	5¢	8¢	15¢	25¢	50¢	75¢	\$1.50	\$3	\$5	\$8	\$15	\$25
⌘ VALUE with -	.2¢	1.25¢	2.5¢	4.25¢	7¢	13¢	22¢	40¢	65¢	\$1.25	\$2.50	\$4.25	\$7	\$13	\$22

NOTE: Costs may vary from order to order due to order quantities, vendor, etc.

TEK ALUMINA ELECTRICALLY INSULATING HEAT SINKS AND FLAT INSULATORS



LENGTH (A)	WIDTH (B)	THICKNESS (C)	STANDARD MATERIAL	PART NUMBER	* MAXIMUM THICKNESS	** CC	†† RC
2.320	.720	.040	96 White	204-0462-01	.100		
2.320	.630	.040	96 White	204-0541-00	.100		
2.000	1.000	.040	96 White	204-0486-00	.150		
1.960	.520	.680	85 White	381-0243-00			
1.960	.406	.520	85 White	381-0225-00			
1.550	.720	.040	96 White	204-0462-02	.100		
1.000	.850	.040	96 White	307-0210-02	.125		
1.000	.400	.040	96 White	342-0211-02	.125		
.920	.520	.025	96 White	342-0082-00	.125		
.850	.300	.062	96 White	204-0488-02	.100		
.850	.300	.040	96 White	204-0488-01	.100		
.850	.300	.025	96 White	204-0488-00	.100		
.750	.600	.100	96 White	342-0582-00	.150		
.750	.600	.040	96 White	342-0582-01	.150		
.700	.640	.030	96 White	204-0611-00	.150		
.398	.200	.025	85 White	361-0687-00	.100		
.365	.365	.030	96 White	204-0499-00	.100		
.325	.325	.030	96 White	204-0585-00	.100		

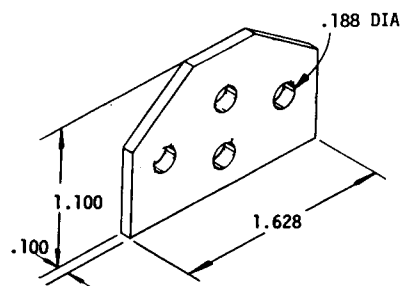


LENGTH (A)	WIDTH (B)	THICKNESS (C)	HOLES D (DIA)	STANDARD MATERIAL	PART NUMBER	* MAXIMUM THICKNESS	** CC	†† RC
2.900	.950	.025	3 (.130)	96 White	342-0546-00			3G
2.600	1.525	.060	10 (.062)	96 White	204-0460-00	.100		
2.000	1.000	.097	2 (.156) 3 (.044) 3 (.038)	96 White	204-0503-01	.150		
1.980	.1980	.060	1 (.225)	96 White	342-0461-00	.125		
1.880	.900	.045	2 (.156)	85 White	342-0449-00	.150		
1.625	.800	.160	2 (.188)	96 White	342-0597-00			
1.480	1.020	.060	3 (.070)	96 White	204-0603-00	.150		
			1 (.125)					
1.350	.912	.045	6 (.030)	96 White	204-0486-02			
1.325	1.000	.040	2 (.066)	96 White	204-0651-00	.125		
1.000	1.000	.040	4 (.094)	96 White	204-0604-00	.100		
.750	.600	.100	1 (.146)	85 White	342-0420-00	.125		4D
.750	.600	.040	1 (.125)	96 White	342-0328-00	.125		4E

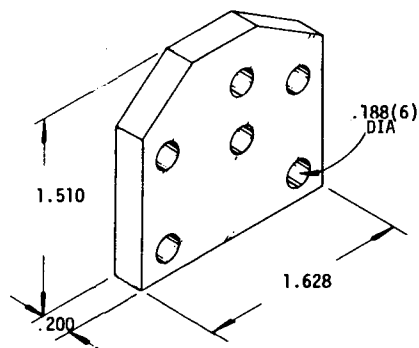
* DIFFERENT THICKNESS OR MATERIALS ARE AVAILABLE FOR SHORT RUN OR PRODUCTION QUANTITIES. CONTACT HCM MATERIALS AND COMPONENT ENGINEERING:
John Di Lazzaro, Ext. 3975; Bob Rogers, Ext. 3971; Mike Ehlert, Ext. 3972, FOR FURTHER ASSISTANCE

** COST INFORMATION AVAILABLE ON REQUEST.

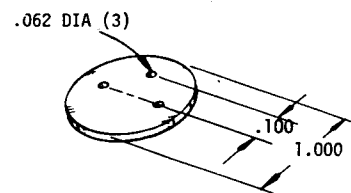
TEK ALUMINA ELECTRICALLY INSULATING HEAT SINKS AND FLAT INSULATORS



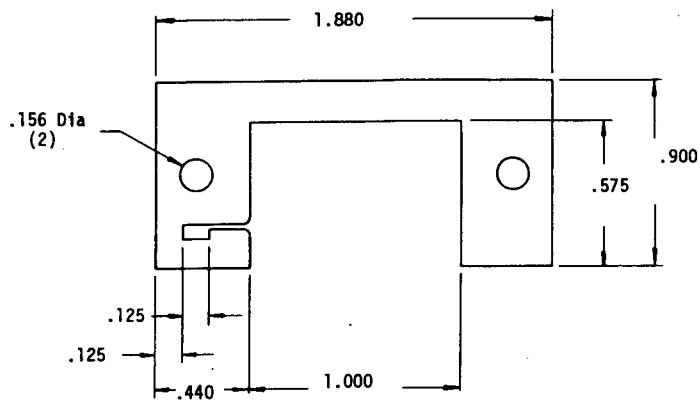
214-1610-00 ++RC: 4C
Material: 96 White
* Maximum Thickness: .250



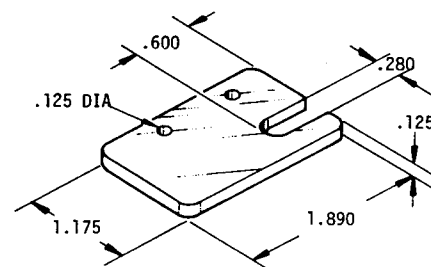
214-1581-00
Material: 96 White
* Maximum Thickness: .250



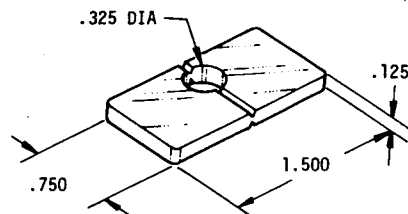
214-1138-00
Material: 96 White
.060 Thick
* Maximum Thickness: .100



342-0449-01 ++RC: 4F
Material: 85 White
.045 Thick
* Maximum Thickness: .150



204-0602-00
Material: 85 White
* Maximum Thickness: .150



342-0555-00 ++RC: 4B
Material: 96 White
* Maximum Thickness: .150

++ CATALOG RELIABILITY CODES

USAGE/YR	CODE	FAILURE FREQ	CODE	%/YR (median)
≥10	1	1/100 000	A	-.001
≥100	2	1/50 000	B	-.002
≥1 000	3	1/20 000	C	-.005
≥10 000	4	1/10 000	D	-.01
≥100 000	5	1/5 000	E	-.02
≥1 000 000	6	1/2 000	F	-.05
≥10 000 000	7	1/1 000	G	-.1
		1/500	H	-.2
		1/200	I	-.5
		1/100	J	1.0+

For further explanation of this code,
see page 0-25.

ELECTRICAL INSULATORS

CERAMIC WASHERS

OD	ID	THICKNESS	PART NUMBER	CC	MAXIMUM THICKNESS AVAILABLE	COMMENTS
.060	.012	.020	361-0818-00		.050	Forsterite
.100	.052	.105	342-0126-00		.125	Alumina
.148	.069	.175	358-0265-00		.200	Alumina
.150	None	.120	337-0419-00		.125	Alumina Porcelain; Slot .030 x .075; stepped
.180	.063	.043	337-0985-00		.100	Forsterite; stepped
.184	.069	.150	358-0092-00		.150	Alumina
.187	.048	.017	361-0150-00		.125	Alumina
.300	.134	.080	361-0555-00		.125	Alumina
.300	.134	.059	361-0555-01			Made from 361-0555-00 above
.300	.134	.055	361-0555-02			Made from 361-0555-00 above
.372	.0465	.040	214-0504-00		.100	Alumina; 4 more holes at .050 near edge
.372	.205	.182	361-0325-00		.200	Alumina; stepped
.400	.250	.020	361-0116-00		.100	Alumina
.495	.300	.080	361-0174-00		.125	Alumina
.4975	.382	.050	361-0253-00		.125	Alumina
.4975	.382	.100	361-0117-00		.125	Alumina

CERAMIC TUBES

[THESE PARTS CAN BE PRODUCED IN ANY LENGTH UP TO 12 INCHES]

OD	ID	LENGTH	PART NUMBER	CC	COMMENTS
.052	.021	1.650	166-0564-00		Steatite
.105	.031	.475	166-0568-00		Steatite
.105	.055	.150	166-0527-00		Steatite
.105	.055	.200	166-0198-00		Steatite
.105	.055	.350	166-0165-00		Steatite
.105	.055	.475	166-0166-00		Steatite
.105	.055	.600	166-0208-00		Steatite
.105	.055	.700	166-0167-00		Steatite
.105	.055	2.000	166-0443-00		Steatite
.105	.055	2.700	166-0595-00		Steatite
.105	.055	3.500	166-0625-00		Steatite
.105	.055	4.500	166-0207-00		Steatite
.105	.055	5.000	166-0310-00		Steatite
.105	.055	5.250	166-0425-00		Steatite
.105	.055	5.900	166-0596-00		Steatite
.120	.090	.195	281-0673-00		Alumina
.268	.158	2.640	361-0335-00		Alumina; fixed length; chamfered 1 end
.275	.158	1.000	361-0469-00		Alumina
.750	.563	2.219	166-0109-00		Alumina

CERAMIC RODS

RECTANGULAR CROSS SECTION

[THESE PARTS CAN BE PRODUCED IN ANY LENGTH UP TO 12 INCHES]

WIDTH	THICKNESS	LENGTH	PART NUMBER	CC	COMMENTS
.065	.030	.440	377-0150-00		Alumina Porcelain; radiused edges
.065	.030	.550	377-0048-00		Alumina Porcelain; radiused edges
.200	.100	.150	386-2894-00		Alumina; interior slot .130" x .013"
.200	.125	.325	377-0089-02		Alumina; 2 slots on edges .048" x .028"
.250	.080	.350	377-0290-01		Alumina; 1 hole on face .057 dia; 2 slots on edges .028 x .127
.300	.125	.625	377-0191-01		Alumina; 2 slots on edges .048" x .028"

CIRCULAR CROSS SECTION

OD	LENGTH	PART NUMBER	COMMENTS
.042	.500	166-0569-00	Alumina
.043	.140	214-2702-00	Alumina

ELLIPTICAL CROSS SECTION

WIDTH	THICKNESS	LENGTH	PART NUMBER	COMMENTS
1.000	.313	3.515	276-0021-00	Alumina Porcelain
1.000	.313	1.750	276-0075-00	Alumina Porcelain

Any of these ceramic insulators can be modified to meet the users needs. For more specific information call John DiLazzaro, 627-3972; Bob Rogers, 627-3971; or Mike Ehlert, 627-3975 (Item Materials & Component Engineering.)

CROSS REFERENCE INDEX

HEAT SINKS AND INSULATORS

PART NUMBER	TYPE	DESCRIPTION	PAGE NO.	§§ ST	PART NUMBER	TYPE	DESCRIPTION	PAGE NO.	§§ ST
166-0109-00	Insulator	Ceramic Tube	5-50	CS	214-0559-02	Heat Sink	Transistor, TO-3	5-3	CS
166-0165-00	Insulator	Ceramic Tube	5-50	CR	214-0653-00	Heat Sink	Transistor, TO-18	5-3	CS
166-0166-00	Insulator	Ceramic Tube	5-50	CR	214-0667-00	Heat Sink	Transistor, TO-18	5-2	CR
166-0167-00	Insulator	Ceramic Tube	5-50	CR	214-0668-00	Heat Sink	Transistor, TO-5	5-2	CR
166-0198-00	Insulator	Ceramic Tube	5-50	CR	214-0693-00	Heat Sink	Transistor, TO-18	5-2	CR
166-0207-00	Insulator	Ceramic Tube	5-50	CR	214-0716-00	Insulator		5-28	CR
166-0208-00	Insulator	Ceramic Tube	5-50	CS	214-0719-00	Insulator		5-28	CS
166-0310-00	Insulator	Ceramic Tube	5-50	CR	214-0751-00	Insulation	Fuse Clips	5-43	CR
166-0425-00	Insulator	Ceramic Tube	5-50	CR	214-0757-00	Heat Sink	Transistor, TO-5	5-2	CR
166-0443-00	Insulator	Ceramic Tube	5-50	CS	214-0761-00	Heat Sink	Transistor, TO-5	5-2	CS
166-0527-00	Insulator	Ceramic Tube	5-50	CR	214-0769-00	Insulator	Plate	5-44	CR
166-0564-00	Insulator	Ceramic Tube	5-50	CR	214-0781-00	Insulator	Circuit Board Mount	5-41	CR
166-0568-00	Insulator	Ceramic Tube	5-50	CR	214-0781-01	Insulator	Circuit Board Mount	5-41	CR
166-0569-00	Insulator	Ceramic Rod	5-50	CR	214-0791-00	Insulator	Washer	5-29	CR
166-0595-00	Insulator	Ceramic Tube	5-50	CR	214-0798-00	Heat Sink	Transistor, Heat Stab., TO-5 (2)	5-5	CS
166-0596-00	Insulator	Ceramic Tube	5-50	CR	214-0817-00	Insulator	Transistor, TO-5	5-46	CR
166-0625-00	Insulator	Ceramic Tube	5-50	PP	214-0818-00	Heat Sink	Transistor, Heat Stab., TO-18 (2)	5-5	CS
200-0669-00	Insulator	Transistor, TO-66	5-30	CR	214-0857-00	Insulator	Slide Contact	5-44	CR
200-0945-00	Heat Sink	Half Transistor, Dual, TO-18	5-5	CR	214-0890-00	Insulator	Readout	5-43	CR
200-0945-01	Heat Sink	Half Transistor, Dual, TO-18	5-5	CR	214-0946-00	Insulator	Plate	5-46	CR
200-1167-00	Heat Sink	Transistor, Heat Stab., TO-18 (2)	5-5	CR	214-0950-00	Insulator		5-28	CR
200-1673-00	Heat Sink	Transistor, Heat Stab., TO-106(2)	5-5	CR	214-0971-00	Insulator	Washer	5-29	CR
200-2486-00	Insulator	Insulator, Cap	5-39	CR	214-0973-00	Heat Sink	Transistor, Heat Stab., TO-92	5-5	CR
204-0460-00	Insulator		5-48	CR	214-1008-00	Insulator	Bushing	5-29	CR
204-0462-01	Insulator		5-48	CR	214-1012-00	Heat Sink	Electrical	5-22	CR
204-0462-02	Insulator		5-48	CS	214-1060-00	Insulator	Insulator	5-37	CR
204-0486-00	Insulator		5-48	CR	214-1108-00	Insulator	Slide Switch	5-31	CR
204-0486-02	Insulator		5-48	CR	214-1116-00	Heat Sink	Readout	5-22	CR
204-0488-00	Insulator		5-48	CR	214-1117-00	Heat Sink	Readout	5-22	CR
204-0488-01	Insulator		5-4	CR	214-1121-00	Heat Sink	Transistor, TO-5	5-3	CR
204-0488-02	Insulator		5-48	CR	214-1130-00	Heat Sink	Transistor, TO-3 (2); TO-66 (2)	5-10	CR
204-0499-00	Insulator		5-48	CR	214-1137-00	Insulator	Spacer	5-39	CR
204-0503-01	Insulator		5-48	CR	214-1138-00	Heat Sink	Transistor	5-49	CR
204-0541-00	Insulator		5-48	CR	214-1147-00	Heat Sink	Lamp	5-22	CR
204-0585-00	Insulator		5-48	CR	214-1199-00	Heat Sink	Transistor, TO-66	5-5	CS
204-0602-00	Insulator		5-49	CR	214-1208-00	Heat Sink	Transistor, TO-5	5-2	CR
204-0603-00	Insulator		5-48	CR	214-1213-00	Insulator	Transistor, TO-3	5-40	CS
204-0604-00	Insulator		5-48	CR	214-1228-00	Heat Sink	Readout	5-22	CR
204-0611-00	Insulator		5-48	CR	214-1254-00	Heat Sink	Transistor, TO-5	5-2	CR
204-0651-00	Insulator		5-48	CS	214-1291-00	Heat Sink	Transistor, TO-5	5-2	CR
210-0811-00	Insulator	Washer, Shoulder	5-29	CR	214-1292-00	Heat Sink	Transistor, TO-5	5-2	CR
210-0813-00	Insulator	Washer, Shoulder	5-29	CR	214-1300-00	Heat Sink	Transistor, TO-5	5-2	CS
210-0849-00	Insulator	Washer, Shoulder	5-29	CR	214-1388-00	Heat Sink	Transistor	5-7	CR
210-0859-00	Insulator	Washer, Shoulder	5-29	CR	214-1459-00	Heat Sink	Transistor, TO-3	5-3	OB
210-0865-00	Insulator	Washer, Shoulder	5-29	CR	214-1460-00	Heat Sink	Transistor, TO-3	5-3	CS
210-0904-00	Insulator	Washer, Shoulder	5-29	CR	214-1497-00	Heat Sink	Transistor, TO-8	5-2	CS
210-0909-00	Insulator	Washer, Flat	5-29	CR	214-1504-00	Heat Sink	Transistor, TO-66	5-5	CS
210-0910-00	Insulator	Washer, Flat	5-29	CR	214-1519-00	Heat Sink	Transistor, TO-5	5-16	CS
210-0921-00	Insulator	Washer, Flat	5-29	CR	214-1525-00	Heat Sink	Diode	5-20	CR
210-0935-00	Insulator	Washer, Shoulder	5-29	CR	214-1536-00	Heat Sink	Transistor, TO-3	5-7	CR
210-0943-00	Insulator	Washer, Flat	5-29	CR	214-1550-00	Heat Sink	Transistor, TO-3 (2)	5-7	CR
210-0944-00	Insulator	Washer, Flat	5-29	CS	214-1557-00	Heat Sink	Transistor, TO-3 (4)	5-7	CS
210-0948-00	Insulator	Washer, Flat	5-29	CR	214-1557-01	Heat Sink	Transistor, TO-3	5-26	CR
210-0967-00	Insulator	Washer, Shoulder	5-29	CR	214-1580-00	Heat Sink	Transistor, Heat Stab., TO-5 (2)	5-5	CS
210-0975-00	Insulator	Washer, Shoulder	5-29	CR	214-1581-00	Insulator	Transistor, TO-3	5-49	CR
210-0983-00	Insulator	Washer, Flat	5-29	CS	214-1598-00	Heat Sink	Transistor, TO-3 (2)	5-7	CR
210-1031-00	Insulator	Washer, Shoulder	5-29	CS	214-1599-00	Heat Sink	Transistor, TO-3 (2)	5-8	CR
210-1108-00	Insulator		5-31	CR	214-1610-00	Insulator	Transistor, TO-3	5-49	CR
210-1111-00	Insulator	Washer, Shoulder	5-29	CS	214-1611-00	Heat Sink	Transistor, TO-5	5-2	CR
210-1116-00	Insulator	Washer, Shoulder	5-29	CS	214-1612-01	Heat Sink	Transistor, TO-5	5-19	CR
210-1138-00	Insulator	Washer, Transistor	5-49	CR	214-1614-00	Heat Sink	Spacer	5-22	CR
210-1140-00	Insulator	Washer, Shoulder	5-29	CR	214-1622-01	Heat Sink		5-22	CR
210-1156-00	Insulator		5-29	CR	214-1623-01	Heat Sink	Power Supply	5-13	CR
210-1171-00	Insulator	Washer, Shoulder	5-29	CR	214-1624-00	Heat Sink	Transistor, TO-3 (2)	5-21	CR
210-1178-00	Insulator	Washer, Shoulder	5-29	CR	214-1649-00	Heat Sink	Transistor, TO-66 (5)	5-8	CS
210-1181-00	Insulator	Washer, Shoulder	5-29	CR	214-1649-02	Heat Sink	Transistor, TO-66 (5)	5-8	CR
210-1289-00	Insulator	Washer, Shoulder	5-29	CR	214-1651-01	Heat Sink	Transistor, TO-8	5-5	CR
210-1324-00	Insulator	Washer, Shoulder	5-29	CR	214-1652-00	Heat Sink	Circuit Board	5-26	CR
210-1329-00	Insulator	Washer, Shoulder	5-29	CR	214-1653-00	Heat Sink	Microcircuit	5-27	CR
210-1364-00	Insulator	Washer, Shoulder	5-29	CR	214-1666-00	Heat Sink	Transistor, TO-3 (4)	5-12	CR
214-0269-00	Heat Sink	Transistor, TO-5	5-2	CR	214-1671-00	Heat Sink	Transistor	5-16	CS
214-0289-00	Heat Sink	Transistor, TO-5	5-3	CS	214-1692-00	Heat Sink	Transistor, TO-220	5-4	CR
214-0498-00	Heat Sink	Transistor, TO-18	5-2	CR	214-1692-01	Heat Sink	Transistor, TO-220	5-4	CR
214-0504-00	Insulator	Ceramic Washer	5-50	CR	214-1713-00	Heat Sink	Transistor, TO-3	5-9	CR
214-0559-01	Heat Sink	Transistor, TO-3	5-3	OB	214-1713-01	Heat Sink	Transistor, TO-3	5-9	CR

CROSS REFERENCE INDEX (CONT)

HEAT SINKS AND INSULATORS

PART NUMBER	TYPE	DESCRIPTION	PAGE NO.	SS ST	PART NUMBER	TYPE	DESCRIPTION	PAGE NO.	SS ST
214-1729-00	Heat Sink		5-25	CR	214-2518-01	Heat Sink	Transistor, T0-220	5-4	CR
214-1731-00	Heat Sink	Transistor	5-16	CR	214-2539-00	Heat Sink	Transistor, T0-3 (2); T0-127 (1)	5-23	CS
214-1731-01	Heat Sink	Microcircuit	5-16	CR	214-2540-02	Heat Sink	Power Supply	5-12	CR
214-1757-00	Heat Sink	Microcircuit	5-22	CR	214-2543-00	Heat Sink	Microcircuit	5-24	CR
214-1759-00	Heat Sink	Diode		OT	214-2549-00	Heat Sink	Transistor & Diode	5-19	CR
214-1764-00	Heat Sink	Transistor	5-23	CR	214-2569-00	Heat Sink	Transistor, T0-5	5-2	CR
214-1766-00	Heat Sink	Transistor, T0-3 (4)	5-12	CR	214-2572-00	Heat Sink	Transistor, T0-39	5-19	CS
214-1781-00	Heat Sink	Transistor, T0-3 (4)	5-12	CR	214-2592-00	Heat Sink	Circuit Board	5-20	CR
214-1789-01	Heat Sink	Transistor	5-23	CR	214-2593-00	Heat Sink	Transistor, T0-5	5-2	CR
214-1791-00	Heat Sink	Transistor	5-23	CR	214-2597-00	Heat Sink	Resistor	5-21	CR
214-1795-00	Heat Sink	Transistor, T0-66 (4)	5-8	CR	214-2611-00	Heat Sink	Power Supply	5-13	CS
214-1799-00	Heat Sink	Transistor, T0-8	5-2	CR	214-2611-01	Heat Sink	Power Supply	5-13	CR
214-1804-00	Heat Sink	Rectifier	5-20	CR	214-2611-02	Heat Sink	Power Supply	5-11	CR
214-1813-00	Heat Sink	Transistor, T0-8	5-2	CR	214-2612-00	Heat Sink	Circuit Board	5-11	CR
214-1815-00	Heat Sink	Transistor, T0-202	5-6	PP	214-2613-00	Heat Sink	Transistor, T0-3	5-4	CS
214-1845-00	Heat Sink	Transistor		NP	214-2613-01	Heat Sink	Transistor, T0-3	5-4	CR
214-1845-01	Heat Sink	Transistor	5-16	CR	214-2622-00	Heat Sink	Transistor, T0-220 (3)		CS
214-1860-00	Heat Sink	Transistor, T0-3 (2)	5-8	CR	214-2635-00	Heat Sink	Transistor, T0-220 (2)		CS
214-1867-00	Heat Sink	Transistor	5-23	CR	214-2636-00	Heat Sink	Power Supply	5-21	CR
214-1871-00	Heat Sink	Transistor, T0-3 (2)	5-21	CR	214-2702-00	Heat Sink	Ceramic Rod	5-50	CR
214-1872-00	Heat Sink	Diode	5-20	CS	214-2712-00	Heat Sink	Circuit Board	5-16	CR
214-1873-00	Heat Sink	Diode	5-20		214-2731-00	Heat Sink	Diode, T0-3	5-15	CR
214-1880-00	Heat Sink	Transistor, T0-66 (2)	5-9	CR	214-2733-00	Heat Sink	Transistor, T0-202 (2)	5-20	CS
214-1882-00	Heat Sink	Transistor	5-16	CR	214-2744-00	Heat Sink	Transistor, T0-202	5-19	CR
214-1914-00	Heat Sink	Transistor, T0-220	5-4	CR	214-2746-00	Heat Sink	Transistor, T0-39	5-5	CR
214-1916-00	Heat Sink	Transistor, T0-92 (2)	5-5	CR	214-2766-00	Heat Sink	Power Supply		OT
214-1917-00	Heat Sink	Transistor	5-20	CR	214-2769-00	Heat Sink	Oscillator	5-22	CR
214-1956-00	Heat Sink	Transistor, T0-3 (4)	5-12	CR	214-2770-00	Heat Sink	Diode, D0-4 (2)	5-16	CR
214-1958-00	Heat Sink	Power Supply	5-12	CR	214-2777-00	Heat Sink	Circuit Board, T0-3 (4)	5-9	CR
214-1967-00	Heat Sink	Transistor, T0-220	5-4	CR	214-2778-00	Heat Sink	Circuit Board	5-10	CR
214-1979-00	Heat Sink	Transistor	5-18	CR	214-2788-00	Heat Sink	Power Supply	5-13	CR
214-1990-00	Heat Sink	Microcircuit	5-14	CR	214-2789-00	Heat Sink	Power Supply	5-13	CR
214-1999-01	Heat Sink	Transistor	5-9	CR	214-2796-00	Heat Sink	Transistor	5-13	CR
214-2007-00	Heat Sink	Transistor	5-18	CS	214-2801-00	Heat Sink	Circuit Board	5-11	CR
214-2013-00	Heat Sink	Diode	5-19	CR	214-2811-00	Heat Sink	Transistor, T0-220	5-4	CR
214-2045-00	Heat Sink	Transistor	5-25	CR	214-2815-00	Heat Sink	Power Supply	5-12	CR
214-2049-01	Heat Sink	Transistor, T0-3 (6)	5-12	CR	214-2823-00	Heat Sink	Switch	5-18	CR
214-2132-00	Heat Sink	Transistor	5-17	CR	214-2824-00	Heat Sink	Electrical	5-17	CR
214-2213-00	Heat Sink	Transistor, T0-3		OB	214-2837-00	Heat Sink	Transistor	5-26	CR
214-2215-00	Heat Sink	Transistor	5-16	CR	214-2857-00	Heat Sink	Diode, T0-220 (2)	5-25	CR
214-2224-00	Heat Sink	Transistor, T0-3	5-7	CS	214-2863-00	Heat Sink	Transistor, T0-220	5-18	CR
214-2225-00	Heat Sink	Transistor, T0-3 (3); T0-66 (1)	5-10	CS	214-2867-00	Heat Sink	Transistor, T0-202 (2)	5-4	CR
214-2247-00	Heat Sink	Power Supply	5-13	CR	214-2868-00	Heat Sink	IC, 14 or 16 Pin Dip	5-10	CR
214-2250-00	Insulator		5-31	CR	214-2874-00	Heat Sink	Transistor, T0-220 (5)	5-9	CR
214-2276-00	Heat Sink	Transistor	5-10	CR	214-2882-00	Heat Sink	Transistor, T0-220	5-18	CR
214-2280-00	Heat Sink	Transistor	5-8	CR	214-2888-00	Heat Sink	Transistor, T0-3	5-10	CR
214-2299-00	Heat Sink	Power Supply		NP	214-2890-00	Heat Sink	Power Supply	5-11	CR
214-2301-00	Heat Sink	Transformer	5-21	CR	214-2913-00	Heat Sink	Electrical	5-17	CR
214-2322-00	Heat Sink	Diode	5-15	CS	214-2928-00	Heat Sink	Power Supply	5-26	CR
214-2330-00	Heat Sink	Transistor	5-9	CR	214-2932-00	Heat Sink	Power Supply	5-13	CR
214-2342-00	Heat Sink	Microcircuit	5-15	CR	214-2944-00	Heat Sink	Transistor	5-5	CR
214-2343-00	Heat Sink	Power Supply	5-19	CR	214-2947-00	Heat Sink	Transistor, T0-220	5-18	CR
214-2344-00	Heat Sink	Power Supply	5-19	CR	214-2948-00	Heat Sink	Transistor, T0-220	5-5	CR
214-2348-00	Heat Sink	Power Supply	5-12	CS	214-2951-00	Heat Sink	Diode	5-15	CR
214-2366-00	Heat Sink	Transistor	5-22	CR	214-2953-00	Heat Sink	T0-220	5-3	CR
214-2403-00	Heat Sink	Transistor, T0-127	5-18	CR	214-2954-00	Heat Sink	Transistor, T0-3	5-4	PP
214-2407-00	Heat Sink	Transistor	5-20	CR	214-2955-00	Heat Sink	Transistor, T0-220	5-3	CR
214-2416-00	Heat Sink	Microcircuit	5-15	CR	214-2956-00	Heat Sink	Transistor, T0-220	5-3	CR
214-2418-00	Heat Sink	Transistor, Power	5-3	CR	214-2957-00	Heat Sink	Transistor, T0-220	5-3	CR
214-2454-00	Heat Sink	Circuit Board	5-22	CR	214-2972-00	Heat Sink	Transistor, T0-61	5-25	CR
214-2458-00	Heat Sink	Transistor	5-3	CR	214-2972-01	Heat Sink	Transistor, T0-61	5-25	CR
214-2459-00	Heat Sink	Transistor	5-3	CR	214-2980-00	Heat Sink	Transistor, T0-220	5-16	CR
214-2462-00	Heat Sink	Transistor	5-18	CR	214-2988-00	Heat Sink	Transistor, T0-202	5-18	CR
214-2465-00	Heat Sink	Transistor, T0-220	5-23	CR	214-2991-00	Heat Sink	Transistor, T0-220	5-22	CR
214-2473-00	Heat Sink	Transistor, T0-5	5-2	CR	214-2993-00	Heat Sink	Transistor, T0-220	5-22	CR
214-2474-00	Heat Sink	Transistor	5-14	CS	214-2995-00	Heat Sink	Transistor, T0-202 (2)	5-16	CR
214-2493-00	Heat Sink	Power Supply	5-21	CS	214-3000-00	Heat Sink		5-14	CR
214-2495-00	Heat Sink	Circuit Board	5-21	CR	214-3000-01	Heat Sink		5-14	CR
214-2496-00	Heat Sink	Transistor, T0-8	5-4	CR	214-3001-01	Heat Sink		5-14	CR
214-2508-00	Heat Sink	Circuit Board	5-11	CR	214-3002-00	Heat Sink		5-14	CR
214-2508-01	Heat Sink	Circuit Board	5-11	CR	214-3002-01	Heat Sink		5-14	CR
214-2509-00	Heat Sink	Power Supply	5-11	CR	214-3003-00	Heat Sink		5-14	CR
214-2515-00	Heat Sink	Power Supply		OT	214-3003-01	Heat Sink		5-14	CR
214-2516-00	Heat Sink	Transistor, T0-220 (2)	5-11	CR	214-3004-00	Heat Sink		5-14	CR
214-2518-00	Heat Sink	Transistor, T0-220	5-4	CR	214-3004-01	Heat Sink		5-14	CR

CROSS REFERENCE INDEX (CONT)

HEAT SINKS AND INSULATORS

PART NUMBER	TYPE	DESCRIPTION	PAGE NO.	§5 ST	PART NUMBER	TYPE	DESCRIPTION	PAGE NO.	§5 ST
214-3011-00	Heat Sink	Transistor, TO-202	5-18	CR	342-0127-00	Insulator	Power Supply	5-30	CR
214-3015-00	Heat Sink	Transistor, TO-202	5-16	CR	342-0128-00	Insulator	HV Power	5-32	CR
214-3022-01	Heat Sink	Power Supply	5-14	CR	342-0129-00	Insulator	HV Power	5-32	CR
214-3036-00	Heat Sink	Transistor, TO-220	5-6	CR	342-0131-00	Insulator	Plate	5-30	CR
214-3037-01	Heat Sink	Power Supply	5-14	CR	342-0132-00	Insulator	Circuit Board	5-38	CS
214-3052-00	Heat Sink	Transistor	5-14	CR	342-0132-01	Insulator	Circuit Board	5-38	CR
214-3057-00	Heat Sink	Transistor, TO-92	5-4	CR	342-0136-00	Insulator	Washer	5-29	CR
214-3058-00	Heat Sink	Oscillator	5-22	CR	342-0137-00	Insulator	Washer	5-28	CR
214-3069-01	Heat Sink	Resistor Assembly	5-17	CR	342-0147-00	Insulator	Bushing	5-28	CR
214-3070-00	Heat Sink	Transistor	5-26	CR	342-0160-00	Insulator	Bushing	5-28	CR
214-3087-00	Heat Sink	Transistor	5-17	CR	342-0163-00	Insulator	Transistor	5-29	CR
214-3094-00	Heat Sink	Diode	5-16	CR	342-0164-00	Insulator	HV Film	5-34	CR
214-3109-00	Heat Sink	Power Supply	5-12	CR	342-0166-00	Insulator	Transistor	5-29	CR
214-3126-00	Heat Sink	Transistor	5-14	CR	342-0167-00	Insulator	Circuit Board	5-34	CR
214-3136-00	Heat Sink	Transistor, TO-5	5-2	CR	342-0168-00	Insulator	Sleeve	5-28	CR
214-3140-00	Heat Sink	Transistor, TO-3	5-26	CR	342-0170-00	Insulator	Sleeve	5-28	CR
214-3144-00	Heat Sink	Circuit Board	5-24	CR	342-0171-00	Insulator	Bushing	5-28	CR
214-3153-00	Heat Sink	Circuit Board	5-24	CR	342-0172-00	Insulator	Transformer	5-28	CR
214-3174-00	Heat Sink	Transistor, TO-220	5-22	CR	342-0175-00	Insulator	HV Plate	5-34	CR
214-3175-00	Heat Sink	Transistor, TO-220	5-25	CR	342-0176-00	Insulator		5-39	CR
214-3178-00	Heat Sink	Transistor, TO-220	5-24	CR	342-0176-01	Insulator		5-39	CR
214-3216-00	Heat Sink	Transistor	5-24	CR	342-0182-00	Insulator	Plate	5-30	CR
214-3231-00	Heat Sink	Diode	5-24	CR	342-0183-00	Insulator	Plate, Shield	5-35	CR
214-3238-00	Heat Sink	Microcircuit	5-15	CM	342-0184-00	Insulator	CRT	5-30	CR
214-3243-00	Heat Sink	Transistor, TO-220	5-24	CR	342-0188-00	Insulator	Line Connector	5-42	CR
214-3244-00	Heat Sink	Diode	5-24	CR	342-0191-00	Insulator	Battery Pack	5-35	CR
214-3257-00	Heat Sink	Diode	5-24	CR	342-0192-00	Insulator	Battery Pack	5-35	CR
214-3258-00	Heat Sink	Transistor, TO-220	5-3	CR	342-0193-00	Insulator	Power Supply	5-31	CR
214-3269-00	Heat Sink	Diode	5-24	CR	342-0194-00	Insulator	Transistor	5-31	CR
214-3291-00	Heat Sink	Power Supply	5-11	CR	342-0195-00	Insulator	Transistor	5-31	CR
214-3300-00	Heat Sink	Transistor, TO-220	5-27	CR	342-0196-00	Insulator	Push Switch	5-30	CR
214-3302-00	Heat Sink	Diode	5-24	CR	342-0199-00	Insulator	Side Panel	5-32	CR
214-3309-00	Heat Sink	Transistor, Power	5-3	CR	342-0200-00	Insulator	Circuit Board	5-33	CR
214-3313-00	Heat Sink	Transistor, TO-220	5-19	CR	342-0201-00	Insulator	Plate, Bus Bar	5-31	CR
214-3315-00	Heat Sink	Transistor	5-15	CR	342-0202-00	Insulator	Transistor	5-29	CR
214-3334-00	Heat Sink	Microcircuit	5-15	PP	342-0203-00	Insulator	Transistor	5-33	CR
214-3414-00	Heat Sink	Transistor, TO-92 & TO-18	5-2	CR	342-0205-00	Insulator	Circuit Board	5-34	CR
214-3429-00	Heat Sink	Transistor, TO-220	5-6	PP	342-0209-00	Insulator	Transistor	5-29	CR
214-3438-00	Heat Sink	Transistor	5-3	PP	342-0210-00	Insulator	Power Supply	5-42	CR
214-3439-00	Heat Sink	Transistor	5-3	PP	342-0211-02	Insulator		5-48	CR
276-0021-00	Insulator	Ceramic Rod	5-50	CR	342-0212-00	Insulator	Circuit Board	5-30	CR
276-0075-00	Insulator	Ceramic Rod	5-50	CS	342-0213-01	Insulator	Power Supply	5-30	CR
281-0673-00	Insulator	Ceramic Tube	5-50	CR	342-0214-00	Insulator	Transistor	5-31	CR
307-0210-02	Insulator		5-48	CR	342-0215-00	Insulator	Display	5-31	CS
337-0419-00	Insulator	Ceramic Washer	5-50	CR	342-0216-00	Insulator	Fuse Block	5-39	PP
337-0985-00	Insulator	Ceramic Washer	5-40	CR	342-0217-00	Insulator	Processor	5-46	CR
342-0015-00	Insulator	Connector	5-30	CR	342-0218-00	Insulator	Processor	5-46	CR
342-0026-00	Insulator	Transistor	5-43	CR	342-0224-00	Insulator	Transistor	5-29	CR
342-0034-00	Insulator	Bushing	5-28	CR	342-0225-00	Insulator	Circuit Board	5-42	CR
342-0039-00	Insulator	Plate	5-31	CS	342-0226-00	Insulator	Plate	5-30	CR
342-0040-01	Insulator	Plate	5-34	CS	342-0227-00	Insulator	Push Switch	5-32	CR
342-0041-00	Insulator	Pad	5-31	CS	342-0228-00	Insulator	Power Supply	5-31	CR
342-0044-00	Insulator	Washer	5-29	CR	342-0229-00	Insulator	Power Supply	5-31	CR
342-0049-00	Insulator	Variable Resistor	5-28	CR	342-0233-00	Insulator	Transistor	5-31	CS
342-0050-00	Insulator	Terminal Pin	5-28	CR	342-0234-00	Insulator	Transistor	5-31	CS
342-0051-00	Insulator	Plate	5-40	CS	342-0236-00	Insulator	Circuit Board	5-30	CR
342-0073-00	Insulator	Elec. Shield	5-30	CR	342-0238-00	Insulator	Power Supply	5-36	CR
342-0075-00	Insulator	Washer	5-41	CS	342-0239-00	Insulator	Circuit Board	5-36	CR
342-0082-00	Insulator		5-48	CR	342-0240-00	Insulator	Circuit Board	5-33	CR
342-0084-00	Insulator	Plate	5-33	OT	342-0242-00	Insulator	Variable Resistor	5-34	CR
342-0085-00	Insulator	Plate	5-31	OT	342-0245-00	Insulator	HV Leads	5-40	CR
342-0094-00	Insulator	Plate	5-30	CR	342-0246-00	Insulator	Shield	5-33	CS
342-0095-00	Insulator	Shield	5-30	CR	342-0248-00	Insulator	HV Chassis	5-32	CR
342-0096-00	Insulator	Push Switch	5-32	CR	342-0249-00	Insulator	HV Shield	5-30	CR
342-0097-00	Insulator	Connector	5-38	CR	342-0250-00	Insulator	Switch	5-40	CS
342-0101-00	Insulator	Sleeve	5-28	CR	342-0253-00	Insulator	Sleeve	5-28	CR
342-0104-00	Insulator	Power Supply	5-31	CR	342-0254-00	Insulator	Disk	5-31	CR
342-0106-00	Insulator	Plate	5-31	CS	342-0256-00	Insulator	HV Transformer	5-32	CR
342-0107-00	Insulator	Bushing	5-28	CS	342-0257-00	Insulator	HV Lead	5-31	CS
342-0109-00	Insulator	Circuit Board	5-32	CS	342-0259-00	Insulator	Shield	5-46	CR
342-0117-00	Insulator	Bushing	5-28	CR	342-0262-00	Insulator	Bushing	5-41	CR
342-0122-00	Insulator	Sleeve	5-28	CR	342-0263-00	Insulator	Variable Resistor	5-28	CR
342-0123-00	Insulator	Sleeve	5-28	CR	342-0264-00	Insulator	HV Shield	5-30	CR
342-0126-00	Insulator	Mounting Frame	5-50	CR	342-0265-00	Insulator	Washer	5-29	CR
					342-0266-00	Insulator	Shield	5-31	CR
					342-0267-00	Insulator	Transistor	5-43	CR

CROSS REFERENCE INDEX (CONT)

HEAT SINKS AND INSULATORS

PART NUMBER	TYPE	DESCRIPTION	PAGE NO.	ST	PART NUMBER	TYPE	DESCRIPTION	PAGE NO.	ST
342-0268-00	Insulator	Transformer	5-42	CR	342-0397-00	Insulator	Shield	5-39	CR
342-0269-00	Insulator	Circuit Board	5-30	CR	342-0400-00	Insulator	Circuit Board	5-36	CS
342-0270-00	Insulator	Circuit Board	5-30	CR	342-0401-00	Insulator	Circuit Board	5-31	CR
342-0271-00	Insulator	Shield	5-30	CR	342-0402-00	Insulator	High Voltage	5-34	CR
342-0272-00	Insulator	CRT Shield	5-30	CR	342-0403-00	Insulator	HV Shield	5-30	CR
342-0273-00	Insulator	Bushing	5-28	PP	342-0405-00	Insulator	Cables	5-37	CR
342-0275-00	Insulator	High Voltage	5-44	CR	342-0408-00	Insulator	Sleeve	5-28	CR
342-0281-00	Insulator	Circuit Board	5-30	OT	342-0409-00	Insulator	Plate, Comp.	5-37	CR
342-0283-00	Insulator	Oven	5-30	CR	342-0412-00	Insulator	Circuit Board	5-33	CR
342-0285-00	Insulator	Oven	5-30	CR	342-0413-00	Insulator	Circuit Board	5-38	CR
342-0289-00	Insulator	Variable Resistor	5-31	CS	342-0414-00	Insulator	Power Switch	5-35	CR
342-0290-00	Insulator	Power Plug	5-33	CR	342-0415-00	Insulator	Filter	5-30	CR
342-0293-00	Insulator	HV Plate	5-32	CR	342-0417-00	Insulator	Transformer	5-46	CR
342-0294-00	Insulator	Circuit Board	5-33	CR	342-0419-00	Insulator	Capacitor	5-40	CR
342-0297-00	Insulator	HV Power Supply	5-32	CR	342-0420-00	Insulator	Transistor	5-48	CR
342-0298-00	Insulator	Bushing	5-28	CR	342-0421-00	Insulator	Bushing	5-28	CR
342-0304-00	Insulator	Bushing	5-28	CR	342-0422-00	Insulator	Circuit Board	5-31	CR
342-0308-00	Insulator	Film	5-30	CR	342-0424-00	Insulator		5-31	CR
342-0309-00	Insulator	Film	5-32	CR	342-0425-00	Insulator	Transistor	5-30	CR
342-0310-00	Insulator	Film	5-32	CR	342-0426-00	Insulator		5-31	CR
342-0311-00	Insulator	Transistor	5-33	CR	342-0431-00	Insulator	Transistor	5-38	CR
342-0312-00	Insulator	Circuit Board		OT	342-0439-00	Insulator	Circuit Board	5-30	CR
342-0315-00	Insulator	Circuit Board	5-30	CR	342-0442-00	Insulator	Wire	5-39	CR
342-0316-00	Insulator	Circuit Board	5-30	CR	342-0443-00	Insulator	Hinge	5-40	CR
342-0317-00	Insulator	Battery	5-32	CR	342-0444-00	Insulator	Handle, Sw.	5-41	CR
342-0318-00	Insulator	Sleeve	5-28	CR	342-0447-00	Insulator	Washer	5-30	CR
342-0320-00	Insulator	Power Supply	5-40	CR	342-0449-00	Insulator	Transistor	5-48	CR
342-0321-00	Insulator	Shield	5-29	CR	342-0449-01	Insulator	Transistor	5-49	CR
342-0322-00	Insulator	Transistor	5-29	CR	342-0450-00	Insulator	Transistor	5-31	CR
342-0324-00	Insulator	Disc, Transistor	5-28	CR	342-0451-00	Insulator	Transistor	5-29	CR
342-0326-00	Insulator	Film	5-32	CR	342-0452-00	Insulator	Circuit Board	5-37	CR
342-0327-00	Insulator	Film	5-30	CR	342-0453-00	Insulator	Circuit Board	5-37	CS
342-0328-00	Insulator	Transistor	5-48	CR	342-0455-00	Insulator	High Voltage	5-30	CR
342-0329-00	Insulator	HV Shield	5-30	CR	342-0456-00	Insulator	Washer	5-29	CR
342-0330-00	Insulator	HV Shield	5-32	CR	342-0457-00	Insulator	Transistor	5-30	CR
342-0341-00	Insulator	HV Shield	5-32	CR	342-0458-00	Insulator	Transistor	5-38	CR
342-0343-00	Insulator	Bushing	5-28	CR	342-0460-00	Insulator	Power Switch	5-34	CR
342-0345-00	Insulator	Battery Pack	5-31	CS	342-0461-00	Insulator	Coil	5-48	CR
342-0350-00	Insulator	Circuit Board	5-30	CR	342-0462-00	Insulator	Contact	5-29	CR
342-0351-00	Insulator	Circuit Board	5-31	CR	342-0463-00	Insulator	Contact	5-28	CR
342-0352-00	Insulator	Washer		DL	342-0464-00	Insulator		5-31	CR
342-0353-00	Insulator	Plate, Transistor		DL	342-0466-00	Insulator	Shield		NP
342-0354-00	Insulator	Transistor	5-29	CR	342-0466-01	Insulator	Microcircuit	5-32	CR
342-0354-01	Insulator	Transistor	5-29	PP	342-0470-00	Insulator	Connector	5-30	CR
342-0355-00	Insulator	Transistor	5-29	CR	342-0472-00	Insulator	Disc, Transistor		DL
342-0356-00	Insulator	Plate, Microcircuit	5-28	CR	342-0473-00	Insulator	Disc, Microcircuit		DL
342-0357-00	Insulator	Plate, Transistor	5-30	EN	342-0474-00	Insulator	Feedthru, Half	5-28	CR
342-0358-00	Insulator	Washer	5-29	EN	342-0476-00	Insulator	Transistor	5-33	CF
342-0360-00	Insulator	Battery Pack	5-38	CS	342-0477-00	Insulator			NP
342-0361-00	Insulator	Battery Pack	5-30	OT	342-0478-00	Insulator	Terminal	5-35	CF
342-0362-00	Insulator	Plate	5-31	OT	342-0480-00	Insulator	Battery Set	5-35	CF
342-0363-00	Insulator	Transistor	5-29	CR	342-0481-00	Insulator	Switch	5-38	CF
342-0364-00	Insulator	Transistor	5-30	CR	342-0483-00	Insulator	Transistor	5-33	CF
342-0365-00	Insulator	Transistor	5-30	CR	342-0484-00	Insulator		5-43	CF
342-0368-00	Insulator	Shield	5-30	CR	342-0485-00	Insulator		5-31	CF
342-0369-00	Insulator	Power Supply	5-36	CS	342-0486-00	Insulator	Circuit Board	5-34	CF
342-0370-00	Insulator	Transistor	5-30	CR	342-0488-01	Insulator	Spacer	5-41	CF
342-0373-00	Insulator	Plate	5-40	CR	342-0489-00	Insulator	Transistor, T0-3	5-44	CF
342-0374-00	Insulator	Plate	5-40	CR	342-0490-00	Insulator	Shield	5-32	CF
342-0376-00	Insulator	Connector	5-28	CR	342-0491-00	Insulator	Plate	5-44	CF
342-0377-00	Insulator	Oscillator	5-36	CR	342-0492-00	Insulator	Bracket	5-45	CI
342-0380-00	Insulator	Washer	5-29	CR	342-0493-00	Insulator	Bushing	5-41	CI
342-0381-00	Insulator	Bushing	5-28	CR	342-0494-00	Insulator	Transistor	5-31	CI
342-0382-00	Insulator	Transistor		NP	342-0495-00	Insulator	Transistor	5-31	CI
342-0383-00	Insulator	Shield	5-30	CR	342-0497-00	Insulator	Circuit Board	5-35	CI
342-0384-00	Insulator	High Voltage	5-39	CR	342-0498-00	Insulator	Washer	5-29	CI
342-0385-00	Insulator	Washer	5-29	CR	342-0499-00	Insulator	Sleeve	5-41	CI
342-0386-00	Insulator	Bushing	5-28	CR	342-0499-01	Insulator		5-49	
342-0389-00	Insulator	Transistor	5-40	CR	342-0505-00	Insulator	Plate	5-45	CI
342-0390-00	Insulator	Circuit Board	5-30	CR	342-0506-00	Insulator	Circuit Board	5-44	CI
342-0391-00	Insulator	Circuit Board	5-30	CR	342-0507-00	Insulator	Plate	5-30	CI
342-0392-00	Insulator	Circuit Board	5-30	CR	342-0509-00	Insulator		5-33	CI
342-0393-00	Insulator	Circuit Board	5-36	CR	342-0510-00	Insulator		5-41	CI
342-0394-00	Insulator	Circuit Board	5-36	CR	342-0511-00	Insulator	Circuit Board	5-31	CI
342-0395-00	Insulator	Attenuator	5-37	CR	342-0513-01	Insulator	Circuit Board	5-32	CI

CROSS REFERENCE INDEX (CONT)

HEAT SINKS AND INSULATORS

PART NUMBER	TYPE	DESCRIPTION	PAGE NO.	§§ ST
342-0516-00	Insulator		5-30	CR
342-0517-00	Insulator	Washer	5-29	CR
342-0518-00	Insulator	Circuit Board	5-33	CR
342-0519-00	Insulator	Circuit Board	5-33	CR
342-0523-00	Insulator	Plate, Transistor	5-30	CR
342-0524-00	Insulator	Bushing	5-41	CR
342-0533-00	Insulator		5-33	CR
342-0534-00	Insulator	Circuit Board	5-39	CR
342-0535-00	Insulator	Plate	5-41	CR
342-0536-00	Insulator	Transistor	5-43	CR
342-0537-00	Insulator	Plate	5-34	CR
342-0539-00	Insulator	Cable	5-44	CR
342-0540-00	Insulator	Shield	5-33	CR
342-0541-00	Insulator	Header	5-40	CR
342-0542-00	Insulator		5-43	CR
342-0546-00	Insulator		5-48	CR
342-0548-00	Insulator	Transistor	5-31	PP
342-0549-00	Insulator	Plate	5-31	CR
342-0555-00	Insulator		5-49	CR
342-0556-00	Insulator		5-30	CR
342-0559-00	Insulator	Plate	5-45	CR
342-0560-00	Insulator		5-30	DL
342-0562-00	Insulator		5-31	CR
342-0563-00	Insulator	Transistor	5-29	CR
342-0564-00	Insulator	Plate	5-44	CR
342-0565-00	Insulator	Contact	5-43	CR
342-0566-00	Insulator		5-31	CR
342-0568-00	Insulator	Contact	5-43	CR
342-0569-00	Insulator		5-31	PP
342-0571-00	Insulator	Plate	5-31	CR
342-0573-00	Insulator	Shield	5-31	CR
342-0575-00	Insulator	Plate	5-41	CR
342-0577-00	Insulator	Sleeve	5-28	CR
342-0578-00	Insulator		5-31	CR
342-0582-00	Insulator		5-48	CR
342-0582-01	Insulator		5-48	PP
342-0584-00	Insulator		5-30	CR
342-0586-00	Insulator	Transistor	5-29	CR
342-0587-00	Insulator	Power Switch	5-45	CR
342-0589-00	Insulator		5-30	CR
342-0590-00	Insulator		5-34	CR
342-0595-00	Insulator		5-30	PP
342-0596-00	Insulator	Capacitor	5-45	CR
342-0597-00	Insulator		5-48	CR
342-0601-00	Insulator		5-46	CR
342-0603-00	Insulator		5-46	CR
342-0604-00	Insulator		5-31	CR
342-0608-00	Insulator	Plate	5-44	CR
342-0610-00	Insulator		5-31	CR
342-0615-00	Insulator	Plate	5-45	CR
342-0624-00	Insulator	Transistor	5-33	PP
342-0629-00	Insulator	Transistor	5-30	PP
342-0630-00	Insulator	Transistor	5-29	PP
342-0638-00	Insulator	Transistor	5-45	PP
348-0566-00	Insulator	Pad, Mounting, Transistor, TO-5	5-28	CR
358-0092-00	Insulator	Ceramic Washer	5-50	CR
358-0265-00	Insulator	Ceramic Washer	5-50	CR
361-0116-00	Insulator	Ceramic Washer	5-50	CS
361-0117-00	Insulator	Ceramic Washer	5-50	CS
361-0150-00	Insulator	Ceramic Washer	5-50	OB
361-0174-00	Insulator	Ceramic Washer	5-50	CR
361-0253-00	Insulator	Ceramic Washer	5-50	CR
361-0325-00	Insulator	Ceramic Washer	5-50	CR
361-0335-00	Insulator	Ceramic Tube	5-50	CR
361-0469-00	Insulator	Ceramic Tube	5-50	CR
361-0555-00	Insulator	Ceramic Washer	5-50	CR
361-0555-01	Insulator	Ceramic Washer	5-50	CR
361-0555-02	Insulator	Ceramic Washer	5-50	CR
361-0687-00	Insulator		5-48	CR
361-0818-00	Insulator	Ceramic Washer	5-50	CR
377-0048-00	Insulator	Ceramic Washer	5-50	CR
377-0089-02	Insulator	Ceramic Washer	5-50	CR
377-0150-00	Insulator	Ceramic Washer	5-50	CR
377-0191-01	Insulator	Ceramic Washer	5-50	CR
377-0290-01	Insulator	Ceramic Washer	5-50	CR

PART NUMBER	TYPE	DESCRIPTION	PAGE NO.	§§ ST
381-0225-00	Insulator		5-48	CS
381-0243-00	Insulator		5-48	CS
386-0143-00	Insulator	Plate	5-30	CR
386-0786-00	Insulator	Plate	5-30	CR
386-0978-00	Insulator	Plate	5-30	CR
386-1094-00	Insulator	Plate	5-30	CR
386-2894-00	Insulator	Ceramic Rod	5-50	CR
387-0345-00	Insulator	Plate	5-40	CR

§§ STATUS CODES

CR	Current Production
EN	Engineering
PP	Pre-Prod
CS	Customer Service
NP	Non-Prod
CL	Cancelled
DL	Deleted
OB	Obsolete Instrument
CM	Custom Mod Instrument
DS	Digital Systems
OT	Obsolescent Instrument
MP	Modified Part
LR	Last Supply Current
LS	Last Supply Customer Service
VN	Vendor
TC	Telequipment Current Prod.
IN	International
SC	Sony/Tek Current Prod.

THE STATUS IN THIS CATALOG WAS CORRECT AT THE TIME IT WAS PUBLISHED, BUT IT IS SUBJECT TO CHANGE.

TO USE A PART WITH THIS STATUS ON A NEW INSTRUMENT REQUIRES THAT A NEW PURCHASED PART INITIATION FORM (PPIF) BE INITIATED.

(A GLOSSARY OF TERMS FOR THESE STATUS CODES CAN BE FOUND ON PAGE 0-44.)

HEAT SINKS (CONT)

FIN SPACING AFFECTS HEAT SINK EFFICIENCY

Vertically oriented multi-finned heat sinks are commonly used for removing waste heat from electronic instruments. In selecting a heat sink for use in a natural convection environment, the design engineer must be aware that fin spacing can directly influence the efficiency of the heat sink.

An increase in the number of fins on a heat sink does not necessarily correspond to an increase in the cooling capabilities of the sink. In fact, a reduction in the cooling efficiency of the heat sink can result. Tek's Thermal Analysis group recently examined the effects of two fin spacings for several heat sink heights (see Figure 1).

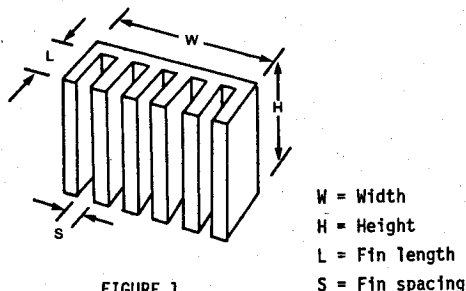


FIGURE 1

A reduction in fin spacing (increasing number of fins) increases the area available for heat transfer. However, this increase can be offset by a decrease in the efficiency of natural convection and radiation heat transfer. Choking of airflow through the fins can occur with closely spaced fins. Also, radiation transfer is affected by adjacent fin shielding. For a given fin length, there is an optimum fin spacing that maximizes heat transfer.

TEST RESULTS

Common stock extruded heat sink material was used to calculate theoretical results and conduct the actual tests. The material was 3.8 inches wide, and had thirteen equally spaced fins. A typical fin spacing of 0.23-inch was measured. Removing every other fin increased the typical fin spacing to 0.54-inch. These two spacings were used in conjunction with a fin length of one-inch for testing.

First, theoretical thermal resistances and power dissipations were tabulated. Results showed that in 16 of the 24 cases considered, the heat sink with fin spacing of 0.54-inch would dissipate more power, i.e., would have a lower thermal resistance. For the cases considered here, the implications were obvious. If a design engineer had selected a sink with 0.23-inch spacing, s/he would have chosen a heat sink that provided no additional cooling benefit and had an increased cost and weight.

Next, limited empirical testing was conducted for verification of the theoretical results. Two six-inch samples having fin spacings of 0.23- and 0.54-inch were selected for the testing. Each sample was suspended in a protective shroud to restrict stray room air currents. Several thermocouples were situated on the heat sink to obtain a good average surface temperature. Power dissipation was by six uniformly distributed TO-220 transistor packages. Two surface conditions were considered: bare aluminum (emissivity approximately 0.1), and the sink painted black (emissivity approximately 0.8).

The tests were conducted for temperature rises of approximately 10°C, 25°C and 50°C. The results are plotted in Figures 2 and 3. Good agreement was obtained between actual and theoretical results for the conditions tested. As indicated by theory and supported by experiment, both heat sinks have very similar cooling capabilities.

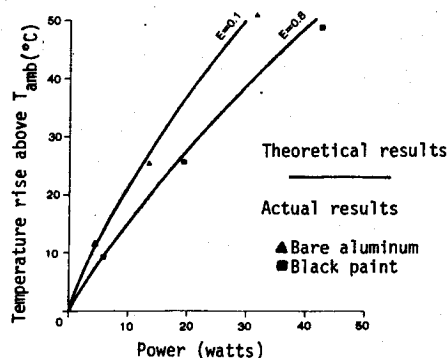


FIGURE 2

COMPARISON OF RESULTS FOR FIN SPACING 0.23 INCH

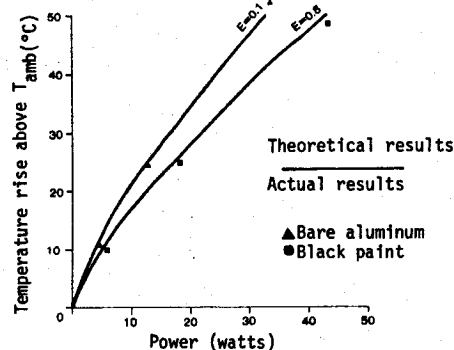


FIGURE 3

COMPARISON OF RESULTS FOR FIN SPACING 0.54 INCH.

From the examples presented here, it is evident that fin spacing should be a major concern when designing or selecting a multi-finned heat sink for use in a natural convection environment.

The Thermal Analysis group is available for design support and consultation for all types of heat sink related problems. Contact Gordon Ellison or Larry Haroun at ext. 7887, or delivery station 50-132.

Bare copper power transistors require attention

Motorola, one of our more important power transistor vendors, has just changed the packaging process and materials for TO-126, TO-127 and TO-220 power transistors. This change affects all TO-126 and TO-127 and most of the TO-220 packaged devices used at Tektronix. This does not apply to three-terminal regulators, SCRs or triacs.

The change is two-fold:

1. The plastic is changed from a silicone compound to an epoxy material, and
2. The headers are changed from gold- or nickel-plated copper to *bare copper only*.

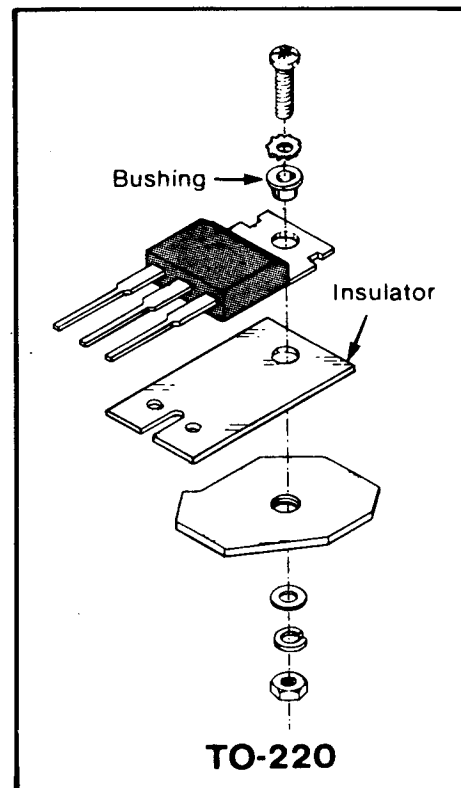
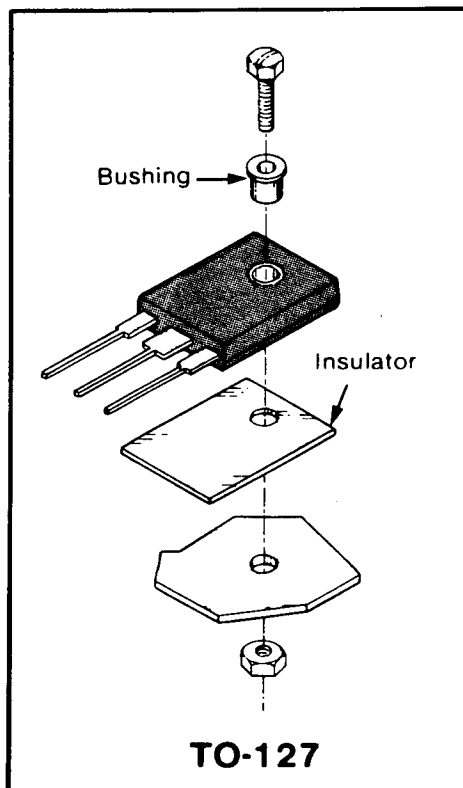
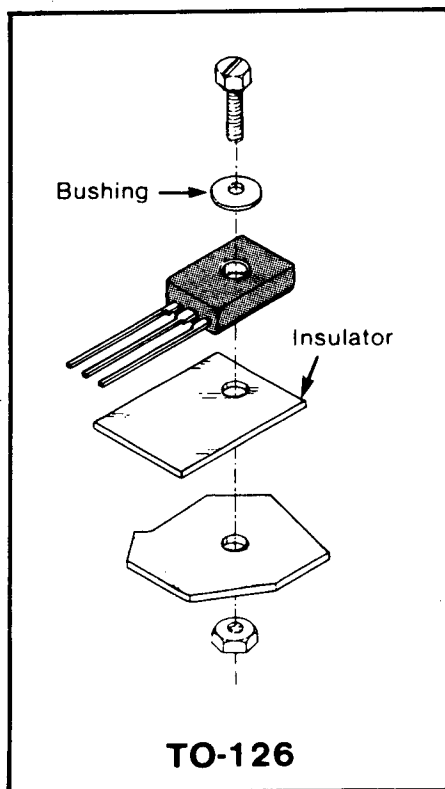
Motorola's rationale for these changes was to dramatically improve the power-cycling ability of

their product, and to provide much higher resistance to environmentally-caused internal degradation.

Tek's only reservation concerning this change was the exposed copper on the tab and mounting surface. Copper corrodes when it is in intimate contact with other metals. However, this situation can be greatly minimized by installing common plastic power transistor insulation hardware, assuming the insulator and bushing are not already specified for electrical isolation.

Some typical examples of this installation technique are shown below.

If you have any questions, please contact **Jim Williamson, ext. DR-2552.**



COST CODE (CC COLUMN)

CODE	A	B	C	D	E	F	G	H	I	J	K	L	M	N	O
⌘ VALUE with +	.75¢	2¢	3.75¢	6¢	10¢	18¢	35¢	60¢	\$1	\$2	\$3.75	\$6	\$10	\$18	\$35+
⌘ VALUE no suffix	.5¢	1.5¢	3¢	5¢	8¢	15¢	25¢	50¢	75¢	\$1.50	\$3	\$5	\$8	\$15	\$25
⌘ VALUE with -	.2¢	1.25¢	2.5¢	4.25¢	7¢	13¢	22¢	40¢	65¢	\$1.25	\$2.50	\$4.25	\$7	\$13	\$22

NOTE: Costs may vary from order to order due to order quantities, vendor, etc.

TRANSISTORS

TABLE OF CONTENTS

SECTIONS 6 THRU 9

	PAGE(S)
LISTINGS	
ARRAYS	6-23
FIELD EFFECT (SINGLE)	7-2 & 7-5
FIELD EFFECT (DUAL & PAIR)	7-6 THRU 7-8
REFERENCE ONLY LIST (NOT FOR NEW DESIGN) ...	7-10 & 7-11
POWER, SILICON, NPN & PNP	6-20 & 6-21
REFERENCE ONLY LIST (NOT FOR NEW DESIGN) ...	6-22
MOUNTING POWER TRANSISTORS	6-0
THYRISTORS	8-0 & 8-1
SMALL SIGNAL (SATURATED SWITCHES)	6-2
SMALL SIGNAL (AMPLIFIER SWITCH)	6-3
SMALL SIGNAL (HIGH BETA)	6-4
SMALL SIGNAL (HIGH SPEED AMPLIFIER)	6-5
SMALL SIGNAL (HIGH VOLTAGE)	6-6
SMALL SIGNAL (VERY HIGH FREQUENCY)	6-7
SMALL SIGNAL (MEDIUM FREQUENCY-LOW BETA)	6-8
SMALL SIGNAL (DARLINGTON)	6-9
SMALL SIGNAL (DUALS)	6-10
SMALL SIGNAL SILICONS IN TOTAL F_T ORDER	6-12 THRU 6-16
REFERENCE ONLY LIST (NOT FOR NEW DESIGN) ...	6-17 THRU 6-19
SELECTED (TEK)	8-2 THRU 8-20
MATCHED & CHECKED (TEK)	8-21 THRU 8-23
NOTES	6-11 & 7-1
ILLUSTRATIONS OF ALL CASE STYLES	9-2 THRU 9-8
CROSS REFERENCE INDEX	9-9 THRU 9-25
JEDEC TO TEK PART NUMBER	9-19 & 9-20
MFG TO TEK PART NUMBER	9-21 THRU 9-25
TEK PART NUMBER TO VENDOR NUMBER	9-9 THRU 9-18
STATIC SENSITIVE NOTES	6-18
RELIABILITY NOTES	9-27 & 9-28
USING SELECTED COMPONENTS	9-32
APPLICATION NOTES	9-29 THRU 9-34
POWER TRANSISTORS PACKAGING PROBLEM	6-0
TO-220 MOUNTING SYSTEM FEATURES HIGH VOLTAGE WITHSTAND CAPABILITY. 9-34	

NOTE: Small-signal transistor is identified as a device that does not require "bolt-down" mounting.

TRANSISTORS

SMALL SIGNAL, SILICON (SINGLE)

SATURATED SWITCHES

LINE	F _t MIN MHZ	V _{ce} I _c @ (V) (mA)	h _{FE} @ V _{ce} /I _c MIN (V) (mA)	BREAKDOWN VOLTS			I _{cbo} nA	C _{cb} pF	V _{ce} (SAT) mV/mA	I _c mA (MAX)	+ CASE STYLE	SIMILAR JEDEC OR VENDOR NO.	PART NUMBER	** ND	CC	++ RC	COMMENTS	
				V _{ceo}	V _{cbo}	V _{ebo}												
NPN																		
1	350	20/10	40	1/10	20	40	5	25	.4	400/50	100	T0-18	2N2501	151-0108-00	A	H	3F	Taped & Reeled Use 151-0424-00
2	400	10/10	35	1/10	15	40	4.5	400	4.	500/10	200	T0-92	2N5769	151-0223-00	A	E	5D	
3	500	10/10	40	.35/10	15	40	4.5	400	4.	500/10	200	T0-92	2N5769	151-0424-00	A	E	5D	
4	500	10/10	40	.35/10	15	40	4.5	400	4.	500/10	200	T0-92	2N5769	151-0424-04				
5	500	10/10	40	.35/10	15	40	4.5	400	4.	500/10	200	T0-92	2N5769	151-0437-00	N	G-	4F	
6	500	10/10	40	1/10	15	40	4.5	400	4.	250/10	200	CHIP	2NC2369	151-0649-00	A	F-		
7	500	10/10	40	1/10	15	40	4.5	400	4.	250/10	200	T0-18	2N2369	151-0457-00	A	G-		
8	500	10/10	40	1/10	15	40	4.5	400	4.	250/10	200	T0-236	2N2369	151-0704-00	A	F-		
9	650	8/20	50	1/10	15	40	4.5	400	4.	250/10	200	T0-18	2N2369	151-0127-00	A	G-	5E	
PNP																		
10	500	5/10	30	.3/10	12	12	4.	10	3.5	200/10	80	T0-92	MPS3640	151-0199-00	A	E	5D	Taped & Reeled Use 151-0221-00
11	500	5/10	30	.3/10	12	12	4.	10	3.5	200/10	50	T0-92	MPS3640	151-0199-05				
12	700	10/10	60	.3/10	12	12	4.5	10	3.	150/10	50	T0-92	PN4258	151-0325-00	N	F+	5E	
13	700	10/10	30	.3/10	12	12	4.5	10	3.	150/10	50	T0-92	PN4258	151-0327-00	A	G-		
14	700	10/10	30	.3/10	12	12	4.5	10	3.	150/10	50	T0-18	PN4258	151-0458-00	A	G+		
15	900	10/10	30	.3/10	12	12	4.5	10	3.	150/10	50	T0-92	PN4258	151-0221-00	A	E-	6D	Taped & Reeled
16	900	10/10	30	.3/10	12	12	4.5	10	3.	150/10	50	T0-92	PN4258	151-0221-08				

Taped & Reeled
Use 151-0424-00

Taped & Reeled
Use 151-0221-00

Taped & Reeled

SYMBOLS FOR SMALL SIGNAL TRANSISTORS

f _t	-	Current Gain Bandwidth Product
I _{cbo}	-	Collector Cutoff Current
C _{cb}	-	Collector to Base Capacitance
h _{FE}	-	DC Current Gain
BV _{ceo}	-	Collector to Emitter Breakdown Voltage
BV _{cbo}	-	Collector to Base Breakdown Voltage
BV _{ebo}	-	Emitter to Base Breakdown Voltage
θ _{JA}	-	Thermal Resistance, Junction-to-Ambient
θ _{JC}	-	Thermal Resistance, Junction-to-Case
V _{CE}	-	Collector-Emitter Saturation Voltage
I _C	-	Collector Current, Continuous

TYPICAL PACKAGE DISSIPATION

STYLE	PWR AMB (W)	(°C/mW)	
		θ _{JA}	θ _{JC}
X-55	625 mW	.200	.125
T0-78	500 mW	.349	
T0-77	500 mW	.349	
T0-92	625 mW	.200	.125
T0-92 (VHF)	500 mW	.500	.125
T0-92+ (T0-237)	750 mW	.167	.050
T0-72	200 mW	.877	.585
T0-18	350 mW	.500	.150
T0-46	500 mW	.438	.088
μX (#320)	700 mW	.250	.070
μX (M100)	290 mW	.610	.120
μT (μ-43)	250 mW	.500	.125
SOT-23 (T0-236)	350 mW	.357	.125
SOT-89	1 W		.030
MACRO-T	500 mW	.200	.125
T0-39	1 W	.175	.035
T0-5	1 W	.175	.035
W54	2 W		
T90	12 W	.014	.012
μT (μ23) (Ceramic)	150 mW	.833	

** NEW DESIGN CODE

A = Recommended
N = Not Recommended

TRANSISTOR GROUPS

Page 2	Saturated Switch
Page 3	Amplifier Switch
Page 4	High Beta
Page 5	High Speed Amplifier
Page 6	High Voltage
Page 7	Very High Frequency
Page 8	Medium Frequency - Low Beta
Page 9	Darlington
Page 10	Duals

COST CODE

(CC COLUMN)

CODE	A	B	C	D	E	F	G	H	I	J	K	L	M	N	O
≈ VALUE with +	.75¢	2¢	3.75¢	6¢	10¢	18¢	35¢	60¢	\$1	\$2	\$3.75	\$6	\$10	\$18	\$35+
≈ VALUE no suffix	.5¢	1.5¢	3¢	5¢	8¢	15¢	25¢	50¢	75¢	\$1.50	\$3	\$5	\$8	\$15	\$25
≈ VALUE with -	.2¢	1.25¢	2.5¢	4.25¢	7¢	13¢	22¢	40¢	65¢	\$1.25	\$2.50	\$4.25	\$7	\$13	\$22

NOTE: Costs may vary from order to order due to order quantities, vendor, etc.

++ RELIABILITY CODES

USAGE/YR	CODE	FAILURE FREQ	CODE	%/YR (median)
≥ 10	1	1/100 000	A	.001
≥ 100	2	1/50 000	B	.002
≥ 1 000	3	1/20 000	C	.005
≥ 10 000	4	1/10 000	D	.01
≥ 100 000	5	1/5 000	E	.02
≥ 1 000 000	6	1/2 000	F	.05
≥ 10 000 000	7	1/1 000	G	.1
		1/500	H	.2
		1/200	I	.5
		1/100	J	1.0+

For further explanation of this code, see page 9-27.

TRANSISTORS (CONT)

SMALL SIGNAL, SILICON (SINGLE)

AMPLIFIER SWITCH

LINE	F _t MIN MHz	V _{ce} /I _c (V) (mA)	h _{FE} MIN	V _{ce} /I _c (V) (mA)	BREAKDOWN VOLTS			I _{cbo} nA	C _{cb} pF	V _{ce} (SAT) mV/mA	I _c mA (MAX)	+ CASE STYLE	SIMILAR JEDEC OR VENDOR NO.	PART NUMBER	** ND	CC	++ RC	COMMENTS
					V _{ceo}	V _{cbo}	V _{ebo}											
NPN																		
1	40	10/50	50	1/150	40	60	5	100	20		500	T0-39	2N2192	151-0183-00	N	H	4F	Use 151-0136-00
2	50	10/20	60	1/100	40	50	5	100	30	500/1A	2A	T0-92+	92PU01A	151-0710-00	A	F		
3	50	5/500	40	2/2A	60	120	6	1μ	80	1V/5A	5A	T0-39	2N4895	151-0290-00	A	K-		
4	100	10/50	50	10/150	40	60	4	250	15	1.3V/150	700	T0-39	2N3053	151-0136-00	A	G+	5G	
5	100	10/50	50	10/150	80	80	4	250	15	1.4V/150	700	T0-39	2N3053	151-0136-03	N	G+	4D	
6	100	2/10	50	1/100	80	80	4	100		250/100	500	T0-92	MPSA06	151-0645-00	A	E-	2J	
7	150	5/80	50	20/10	60	80	4	50	3.5		500	T0-39	2N2219A	151-0121-00	N	I+		Use 151-0103-00
8	250	10/20	80	1/10	40	60	6	100	6.5	750/500	500	T0-92	2N4401	151-0736-00	A	E-	5E	
9	250	10/20	80	1/10	40	60	5	100	6.5	750/500	500	T0-92	2N4401	151-0736-01				Taped & Reeled
10	300	20/10	100	1/10	40	60	6	50	4	300/50	200	T0-18	2N3947	151-0460-00	N	G	4D	Use 151-0190-00
11	300	20/10	70	1/1	40	60	6	100	4	300/50	200	T0-236	2N3904	151-0706-00	A	F		
12	300	20/10	70	1/1	40	60	6	50	4	300/50	200	T0-92	2N3904	151-0190-00	A	D	6D	5dB NF Complement to 151-0188-00
13	300	20/10	70	1/1	40	60	6	50	4	300/50	200	T0-92	2N3904	151-0190-09				Taped & Reeled
14	300	20/10	70	1/1	40	60	6	50	4	300/50	200	T0-92	2N3904	151-0224-00	N	D+	5B	Use 151-0190-00
15	300	20/20	75	10/10	40	60	6	10	8	300/150	800	T0-39	2N2219A	151-0103-00	A	G-	5F	
16	300	20/20	75	10/10	40	75	6	10	8	100/50	500	T0-18	2N2222A	151-0302-00	N	F+	6D	Use 151-0736-00
17	300	10/50	25	1/10	54	80	6	1.7μ	10	400/100	1A	T0-39	2N3725	151-0604-00	A	H-	4H	
18	250	10/50	30	1/100	35	60	5	500	12	1V/1A	1A	T0-39	2N3724A	151-0260-00	A	G	4F	
19	400	10/8	30	10/8	30	40	4	50	.36		100	T0-236	MMBTH24	151-0730-00	A	F		
20	600	6/2	90	6/2	25	30	4	100	1.8	600/10	100	T0-236	MMBC1321	151-0731-00	A	F+		V _{be} Match
21	600	6/2	70	10/1.5	80	80	4	50	1	250/10	100	T0-92	MPSH05	151-0637-00	A	F-	1J	
PNP																		
22	50	10/50	60	1/100	40	50	5	100	30	500/1A	2A	T0-92+	92PU51A	151-0622-00	A	F	4F	
23	60	10/50	40	10/150	75	90	7	20	30	650/150	1A	T0-39	2N4036S	151-0208-02	A	H-	4E	
24	60	10/50	40	10/150	75	90	7	20	30	650/150	1A	T0-39	2N4036S	151-0208-00	A	H-	4G	
25	100	10/50	50	10/150	40	60	5	250	15	1.4V/150	700	T0-39	2N4890	151-0235-00	A	H	4F	rb'Cc<100ps
26	100	10/50	50	10/150	40	60	5	250	15	1.4V/150	700	T0-39	2N4890S	151-0389-00	A	H		
27	100	5/50	60	5/50	25	40	5	100	12	250/50	200	T0-92	MPS3702	151-0641-00	A	E+	1J	
28	100	2/10	50	1/10	60	60	4	100		250/100	500	T0-92	MPSA55	151-0646-00	A	F-		
29	100	5/50	100	5/50	25	40	5	100	12	250/50	200	T0-92	A5T2907	151-0164-00	A	I-	5C	
30	100	5/50	100	5/50	25	40	5	100	12	250/50	200	T0-92	A5T2907	151-0164-01				Taped & Reeled
31	200	20/50	100	10/10	60	60	5	10	8	400/50	600	T0-18	2N2907A	151-0301-00	A	F	5E	Use 151-0164-00
32	200	20/50	100	10/10	60	60	5	20	8	400/150	600	T0-39	2N2905A	151-0134-00	A	G-	5F	
33	250	20/10	80	1/1	40	40	5	50	4.5	400/50	200	T0-236	MMBT3906	151-0700-00	A	F-		
34	250	20/10	100	1/10	40	40	5	50	4.5	400/50	200	T0-92	2N3906	151-0188-00	A	D+	6D	4dB NF Complement to 151-0190-00
35	250	20/10	100	1/10	40	40	5	50	4.5	400/50	200	T0-92	2N3906	151-0188-05				Taped & Reeled
36	300	20/10	90	1/1	40	50	5	50	6	500/50	200	T0-18	2N3251	151-0459-00	A	G-	4C	6db NF
37	300	20/10	55	1/1	40	60	5	500	4	700/100	200	T0-18	2N3251	151-0289-00	A	I-		Use 151-0133-00
38	300	20/10	35	1/1	40	60	5	10	4	700/100	200	T0-18	2N3251	151-0133-00	A	G	3G	
39	400	20/10	70	10/1.5	80	80	4	50	1	250/10	100	T0-92	MPSH55	151-0640-00	A	F-		
40	600	20/10	100	1/10	40	40	5	25	4.5	300/50	200	T0-92	2N3906	151-0220-03	A	E-	5D	6dB NF rb'Cc<50ps Use 151-0188-00
41	600	20/10	100	1/10	40	40	5	25	4.5	300/50	200	T0-92	2N3906	151-0220-00	N	E	6E	6dB NF rb'Cc<50ps Use 151-0188-00

TRANSISTORS (CONT)

SMALL SIGNAL, SILICON (SINGLE)

HIGH BETA

LINE	F _t MIN MHZ	V _{ce} /I _c (V)/(mA)	h _{FE} MIN	V _{ce} /I _c (V)/(mA)	BREAKDOWN VOLTS			I _{cbo} nA	C _{cb} pF	V _{ce} (SAT) mV/mA	I _c mA (MAX)	† CASE STYLE	SIMILAR JEDEC OR VENDOR NO.	PART NUMBER	** ND	CC	†† RC	COMMENTS
					V _{ceo}	V _{cbo}	V _{ebo}											
NPN																		
1	40	5/1	150	10/1	45	45	6	50	4	350/1	50	T0-92	2N3565	151-0341-00	A	D+	6E	LOW NOISE AMP
2	40	5/1	150	10/1	80	100	6	50	4	350/1	50	T0-92	2N3565	151-0432-00	A	D	5D	LOW NOISE AMP
3	40	5/1	150	10/1	80	100	6	50	4	350/1	50	T0-92	2N3565	151-0432-01				Taped & Reeled
4	50	5/.5	350	5/1	30	35	4.5	50	4	500/10	50	T0-92	2N5088	151-0639-00	A	E+		Complement to 151-0276-00
5	60	5/.5	250	5/1	60	60	6	2	6	350/1	50	T0-18	2N2484	151-0126-00	A	G-	5E	
6	80	5/2	400	5/2	50	70	5	30	4	125/10	100	T0-92	2N5249	151-0273-00	A	E+	4B	
7	100	5/10	550	5/1	45	45	8	2	4	200/10	50	T0-92	2N5962	151-0456-00	A	G+		
8	150	5/10	500	5/.1	15	30	8	2	4		50	T0-92	2N5962	151-0484-00	A	G+		
9	180	4/2	180	4.5/2	25	25	5	100		300/50	500	T0-92	GET3451	151-0207-00	A	D+	5E	
10	250	10/2	250	10/2	25	30	4	50	3.5	500/50	100	T0-92	MPS6515	151-0195-00	A	D+	5E	GENERAL PURPOSE
11	250	10/2	300	10/2	25	30	4	50	3.5	500/50	100	T0-92	MPS6521	151-0192-00	A	E-	6D	GENERAL PURPOSE
PNP																		
12	40	5/.5	100	5/1	60	60	5	10	6	250/10	100	T0-92	2N5086	151-0342-00	A	D+	5E	LOW NOISE AMP
13	40	5/.5	250	5/1	50	50	3	10	4	300/10	50	T0-92	2N5087	151-0276-00	A	E-	5A	Complement to 151-0126-00
14	40	5/.5	250	5/1	50	50	3	10	4	300/10	50	T0-92	2N5087	151-0276-01				Taped & Reeled
15	50	5/.5	250	5/1	25	40	5	10	6	250/10	50	T0-92	2N4250	151-0219-00	A	D+	5E	2dB NF
16	150	5/2	200	1/1	80	80	5	100	5		100	T0-92	2N5086	151-0453-00	A	E-	5E	
17	150	5/2	200	1/1	80	80	5	100	5		100	T0-92	2N5086	151-0453-01				Taped & Reeled
18	170	10/2	300	10/2	25	25	4	50	3.5	500/25	100	T0-92	MPS6523	151-0216-00	A	E-	5C	
19	170	10/2	300	10/2	25	25	4	50	3.5	500/25	100	T0-92	MPS6523	151-0216-04				Taped & Reeled
20	200	5/2	300	1/2	60	60	5	100	4		100	T0-92	2N5087	151-0410-00	N	E-	5D	Use 151-0342-00

SYMBOLS FOR SMALL SIGNAL TRANSISTORS

f _t	-	Current Gain Bandwidth Product
I _{cbo}	-	Collector Cutoff Current
C _{cb}	-	Collector to Base Capacitance
h _{FE}	-	DC Current Gain
BV _{ceo}	-	Collector to Emitter Breakdown Voltage
BV _{cbo}	-	Collector to Base Breakdown Voltage
BV _{ebo}	-	Emitter to Base Breakdown Voltage
θ _{JA}	-	Thermal Resistance, Junction-to-Ambient
θ _{JC}	-	Thermal Resistance, Junction-to-Case
V _{CE}	-	Collector-Emitter Saturation Voltage
I _c	-	Collector Current, Continuous

TYPICAL PACKAGE DISSIPATION

STYLE	PWR AMB (W)	°C/mW	
		θ _{JA}	θ _{JC}
X-55	625 mW	.200	.125
T0-78	500 mW	.349	
T0-77	500 mW	.349	
T0-92	625 mW	.200	.125
T0-92 (VHF)	500 mW	.500	.125
T0-92+ (T0-237)	750 mW	.167	.050
T0-72	200 mW	.877	.585
T0-18	350 mW	.500	.150
T0-46	500 mW	.438	.088
μX (#320)	700 mW	.250	.070
μX (M100)	290 mW	.610	.120
μT (μ-43)	250 mW	.500	.125
SOT-23 (T0-236)	350 mW	.357	.125
SOT-89	1 W		.030
MACRO-T	500 mW	.200	.125
T0-39	1 W	.175	.035
T0-5	1 W	.175	.035
W54	2 W		
T90	12 W	.014	.012
μT (μ23) (Ceramic)	150 mW	.833	

** NEW DESIGN CODE

A = Recommended
N = Not Recommended

TRANSISTOR GROUPS

Page 2	Saturated Switch
Page 3	Amplifier Switch
Page 4	High Beta
Page 5	High Speed Amplifier
Page 6	High Voltage
Page 7	Very High Frequency
Page 8	Medium Frequency - Low Beta
Page 9	Darlington
Page 10	Duals

COST CODE

(CC COLUMN)

CODE	A	B	C	D	E	F	G	H	I	J	K	L	M	N	O
≈ VALUE with +	.75¢	2¢	3.75¢	6¢	10¢	18¢	35¢	60¢	\$1	\$2	\$3.75	\$6	\$10	\$18	\$35+
≈ VALUE no suffix	.5¢	1.5¢	3¢	5¢	8¢	15¢	25¢	50¢	75¢	\$1.50	\$3	\$5	\$8	\$15	\$25
≈ VALUE with -	.2¢	1.25¢	2.5¢	4.25¢	7¢	13¢	22¢	40¢	65¢	\$1.25	\$2.50	\$4.25	\$7	\$13	\$22

NOTE: Costs may vary from order to order due to order quantities, vendor, etc.

++ RELIABILITY CODES

USAGE/YR	CODE	FAILURE FREQ	CODE	%/YR (median)
≥10	1	1/100 000	A	~ .001
≥100	2	1/50 000	B	~ .002
≥1 000	3	1/20 000	C	~ .005
≥10 000	4	1/10 000	D	~ .01
≥100 000	5	1/5 000	E	~ .02
≥1 000 000	6	1/2 000	F	~ .05
≥10 000 000	7	1/1 000	G	~ .1
		1/500	H	~ .2
		1/200	I	~ .5
		1/100	J	~ 1.0+

For further explanation of this code, see page 9-27.

TRANSISTORS (CONT)

SMALL SIGNAL, SILICON (SINGLE)

HIGH SPEED AMPLIFIER

LINE	F _t MIN GHz	V _{ce} /I _c (V)(mA)	h _{FE} MIN	V _{ce} /I _c (V)(mA)	BREAKDOWN VOLTS			I _{cbo} nA	C _{cb} pF	V _{ce} (SAT) mV/mA	I _c mA (MAX)	† CASE STYLE	SIMILAR JEDEC OR VENDOR NO.	PART NUMBER	** ND	CC	†† RC	COMMENTS
					V _{ceo}	V _{cbo}	V _{ebo}											
NPN																		
1	1	6/5	30	1/3	15	30	2.5	10	1		40	CHIP	2N2857	151-0751-00	A	H-		4.5dB NF
2	1	6/5	25	1/3	8	15	2	10	1.8		50	T0-72A	2N2857	151-0138-00	N	I+		Use 151-0441-00
3	1	2/2	40	2/20	18	30	4	10	1	200/10	50	T0-72A	2N2857	151-0441-00	A	H-	5E	
4	1	10/5	60	10/5	15	30	4	100	.8	100/10	20	MAC-T	2SC288C	151-0206-00	A	G	4G	rb'Cc<15ps
5	1	5/10	30	10/20	15	30	4	10	1	150/20	100	T0-92	FMT1061	151-0269-00	A	I	4E	Use 151-0472-00
6	1	2/10	55	2/25	14	30	4	100	1.4	400/8	80	T0-92	NE41632	151-0472-00	A	I-	5E	
7	1	10/3	100	6/1	25	45	4.5	20	.7		50	T0-72A	2SC1260	151-0230-00	A	I+		4dB NF
8	1	15/15	25	5/150	25	40	3.5		4		150	T0-236	A210	151-0329-00	A	K-		
9	1.2	6/5	100	6/5	30	40	3	10	1.5	300/20	50	T0-92	A5T3571	151-0367-00	A	I-	5D	
10	1.2	6/5	100	6/5	30	40	3	10	1.5	150/20	50	T0-92	2N3571	151-0402-00	A	I	4D	
11	1.2	15/50	25	15/50	30	40	3.5	100μ	3	300/100	400	T0-39	2N5109	151-0411-00	A	I+	4G	rb'Cc<20ps
12	1.2	15/75	25	5/50	25	40	2	100μ	3.5	750/100	150	T0-39	A210	151-0288-00	A	K-	3G	
13	1.2	2/20	40	1/20	13	15	2.5	10	1		25	T0-72A	2N6304	151-0212-00	A	I	4C	BROAD BAND AMP
14	1.3	5/25	20	1/25	15	15		10	1.5		25	T0-72	A485	151-0300-00	N	K+		Use 151-0442-00
15	1.4	5/25	40	5/25	15	30	4	10	1.2	200/10	50	T0-72A	2N6304	151-0442-00	A	I		
16	1.3	10/10	75	1/10	12	20	4.5	5	2.5	300/30		T0-18	2N3959	151-0205-00	N			Use 151-0193-00
17	1.4	4/10	40	2/10	12	20	4.5		2	300/30		T0-72	2N3960	151-0193-00	A	K+		CURRENT MODE SW
18	1.4	15/70	20	10/50	25	45	3	100	3		300	T0-39	2SC1252	151-0650-00	A	K+		2.7dB NF
19	1.5	18/100	25	1/100	25	50	4	35μ	3	500/100	500	CHIP	CD3921	151-0709-00	N	M-		SIMILAR TO TEK D156
20	1.5	10/10	45	1/10	14	30	3	100	1		50	T0-236	NE73433	151-0754-00	A	I+		SELECTED FOR hFE LINEARITY
21	1.5	10/10	25	10/10	14	30	3	100	.55		50	μX(M100)	NE73435	151-0631-00	A	J+		3.5dB NF
22	1.5	2/50	30	2/25	8	15	4	10μ	4	200/100	200	T0-46	2N5836	151-0448-00	A	J+	4F	CURRENT MODE SW
23	1.5	20/80	30	5/100	26	45	4	35μ	2.5	700/100	250	CHIP	CD2357	151-0494-00	A	K+		SIMILAR TO TEK D156
24	1.5	20/80	25	10/80	22	35	3.5	100μ	4.5	500/100	250	144D04	MRF 511	151-0474-01	A	L-		
25	1.6	2/30	30	1/10	8	15	3	50	2		100	μT(μ43)	MMT3960A	151-0293-00	N	K-	3F	rb'Cc<15ps
26	1.6	28/20	10	5/250	33	60	4	500μ	15		1A	T90	MRF5175	151-0695-00	A	L+		
27	1.8	15/50	20	15/50	25	45	3	100	3		300	CHIP	NE7400	151-0661-00	N	L		SIMILAR TO D156
PNP																		
28	1.2	5/150	30	5/25	35	35	3.5	100	5		500	T0-39	2N5583	151-0450-00	A	J	4F	rb'Cc<10ps
29	1.5	10/10	20	1/10	11.5	15	4	100	2.5	350/10	100	T0-92	A5T4260	151-0369-00	A	I	5B	rb'Cc<50ps
30	1.5	10/10	20	1/10	11.5	15	4	100	2.5	350/10	100	T0-92	A5T4260	151-0369-03				Taped & Reeled
31	1.6	10/10	30	1/10	12	15	3	100	2.5	350/10	50	T0-236	MMBT4260	151-0713-00	A	G+		

TRANSISTORS (CONT)

SMALL SIGNAL, SILICON (SINGLE)

HIGH VOLTAGE

LINE	F _t MIN MHz	V _{ce} /I _c (V) (mA)	h _{FE} @ MIN	V _{ce} /I _c (V) (mA)	BREAKDOWN VOLTS			I _{cbo} nA	C _{cb} pF	V _{ce} (SAT) mV/mA	I _c mA (MAX)	+ CASE STYLE	SIMILAR JEDEC OR VENDOR NO.	PART NUMBER	** ND	CC	†† RC	COMMENTS
					V _{ceo}	V _{cbo}	V _{ebo}											
NPN																		
1	15	5/1A	20	5/25	500	550	5	500	50	500/20	2A	T0-92	UPTB550	151-0708-00	A	H	4D	<200ns
2	15	10/20	40	10/20	250	300	7	100	10	500/50	1A	T0-39	2N3440S	151-0150-00	A	H-	5G	
3	15	10/10	40	10/20	350	450	7	50	10	500/50	1A	T0-39	2N3439S	151-0169-00	A	H-	5H	
4	20	10/10	50	10/10	400	500	6	100	3.5	750/20	500	T0-92	MPSA42	151-0750-00	A	H		Complement to 151-0749-00
5	30	25/10	35	25/30	300	300	7	50	10	1V/30	150	T0-92	A5T5058	151-0292-00	A	F+	5F	
6	30	40/30	30	20/10	410	450	7	100	10	1V/20	50	T0-39	SE7057	151-0297-00	A	J-	4G	
7	40	10/50	20	10/50	120	120	5	100	15		200	T0-39	2N1893S	151-0096-00	N	G+	3E	Use 151-0124-00
8	50	20/10	40	10/10	350	350	6	100	3.5	500/20	500	T0-92	MPSA42	151-0444-00	A	F-	5F	
9	50	20/10	40	20/10	300	300	7	100	3	1V/20	50	T0-39	SE7056	151-0279-00	A	G+	4H	
10	100	10/10	50	5/10	150	150	6	50	6	200/50	600	T0-39	2N3923	151-0407-00	A	H-	5F	
11	100	10/10	70	5/10	150	170	6	50	3.5	250/50	600	T0-92	MPS5551	151-0250-00	A	F-	4E	
12	100	10/10	80	5/10	160	180	6	50	6	200/50	600	T0-92	2N5551	151-0347-00	A	E+	6F	
13	100	10/10	80	5/10	160	180	6	50	6	200/50	600	T0-92	2N5551	151-0347-02				Taped & Reeled
14	100	10/10	80	5/10	180	180	6	50	6	200/50	600	T0-92	2N5551	151-0624-00	N	J+	4E	Use 151-0347-00
15	150	5/50	50	20/10	120	120	4	50	4.5		250	T0-39	2N3501S	151-0124-00	A	I	5G	rb'Cc<50ps
16	150	5/50	50	20/10	150	150		50	4.5		250	T0-39	2N3501S	151-0274-00	A	J	4F	rb'Cc<50ps
17	150	20/20	75	10/10	100	100	6	5μ	10	600/300	500	T0-39	2N3499S	151-0200-00	A	J	3F	
PNP																		
18	15	10/10	30	10/50	300	350	6	50μ	15	2V/50	1A	T0-39	2N5416	151-0385-00	N	I	3F	Use 151-0280-00
19	30	10/1	40	10/10	175	175	6	50	4	500/10	500	T0-92	MPSA93	151-0228-00	A	F+	4F	
20	30	10/10	50	5/5	250	250	4	5μ	20	5V/10	500	T0-39	2N4931	151-0280-00	A	I	4G	
21	40	20/10	40	10/10	400	400	5	100	6	800/20	500	T0-92	MPSA92	151-0749-00	A	H+		Complement to 151-0750-00
22	50	20/10	40	10/10	300	300	5	250	6	800/20	500	T0-92	MPSA92	151-0443-00	A	F-	5F	
23	50	20/10	40	10/10	300	300	5	250	6	800/20	500	T0-92	MPSA92	151-0443-03				Taped & Reeled
24	100	10/10	50	5/10	150	150	5	50	6	250/50	600	T0-39	2N5401	151-0406-00	A	H+	5F	
25	100	10/10	60	5/10	150	160	5	50	6	250/50	600	T0-92	2N5401	151-0350-00	A	E+	5E	
26	100	10/10	60	5/10	150	160	5	50	6	250/50	600	T0-92	2N5401	151-0350-03				Taped & Reeled
27	150	10/20	40	10/10	120	120	4.5	100	6	350/10	100	T0-39	2N3495	151-0214-00	N	H	3H	rb'Cc<30ps Use 151-0270-00
28	150	10/20	40	10/10	150	150	3.5	1μ	6	600/10	300	T0-39	2N3495	151-0270-00	A	H	5F	

COST CODE

(CC COLUMN)

CODE	A	B	C	D	E	F	G	H	I	J	K	L	M	N	O
≈ VALUE with +	.75¢	2¢	3.75¢	6¢	10¢	18¢	35¢	60¢	\$1	\$2	\$3.75	\$6	\$10	\$18	\$35+
≈ VALUE no suffix	.5¢	1.5¢	3¢	5¢	8¢	15¢	25¢	50¢	75¢	\$1.50	\$3	\$5	\$8	\$15	\$25
≈ VALUE with -	.2¢	1.25¢	2.5¢	4.25¢	7¢	13¢	22¢	40¢	65¢	\$1.25	\$2.50	\$4.25	\$7	\$13	\$22

NOTE: Costs may vary from order to order due to order quantities, vendor, etc.

†† RELIABILITY CODES

USAGE/YR	CODE	FAILURE FREQ	CODE	%/YR (median)
≥10	1	1/100 000	A	= .001
≥100	2	1/50 000	B	= .002
≥1 000	3	1/20 000	C	= .005
≥10 000	4	1/10 000	D	= .01
≥100 000	5	1/5 000	E	= .02
≥1 000 000	6	1/2 000	F	= .05
≥10 000 000	7	1/1 000	G	= .1
		1/500	H	= .2
		1/200	I	= .5
		1/100	J	= 1.0+

For further explanation of this code, see page 9-27.

TRANSISTORS (CONT)

SMALL SIGNAL, SILICON (SINGLE)

VERY HIGH FREQUENCY

LINE	F _t MIN GHz	V _{ce} /I _c (V)(mA)	h _{FE} MIN	V _{ce} /I _c (V)(mA)	BREAKDOWN VOLTS			I _{cbo} nA	C _{cb} pF	V _{ce} (SAT) mV/mA	I _c mA (MAX)	+ CASE STYLE	SIMILAR JEDEC OR VENDOR NO.	PART NUMBER	** ND	CC	++ RC	COMMENTS
					V _{ceo}	V _{cbo}	V _{ebo}											
NPN																		
1	500 MHz	25/50	25	10/5	100	100	3.5			1V/10		T0-39	MRF531	151-0756-00		J-		
2	2	5/10	30	1/10	8	15	3	50	2	200/10	100	CHIP	MMT3960	151-0380-00	A	K-		
3	2	2/10	40	2/50	10	20	3.8	10	1.5	200/25	100	T0-72A	2N5841	151-0447-00	N	J+	4F	CURRENT MODE SW
4	2	4/25	25	4/25	10	20	3	10	1		300	T0-72A	2N5841	151-0298-00	N	L		rb'Cc 30ps Use 151-0447-00
5	2.5	10/10	30	10/10	15	10	3	500	.7		30	T0-72A	2N5652	151-0330-00	A	N+		2.5dB NF
6	2.5	3/15	30	1/30	12	20	3	500	1.5		50	μT	V327	151-0295-00	A	N-	1J	2.4dB NF
7	4	8/10	30	8/10	11	25	3	100	.6		50	μX(M100)	NE57835	151-0689-00	A	L-		5.5dB NF
8	4.5	10/14	25	10/14	15	20	2	50	.75		25	T0-236	BFR92	151-0636-00	A	J	3E	2.4dB NF
9	4.5	10/50	30	10/50	15	20	3	100	1.5		100	MAC-T	BFR96	151-0752-00	A	I+	5D	2.0dB NF
10	4.5	10/20	20	10/20	12	25	3	1μ	1		70	μX(#320)	NE02103	151-0658-00	A	M+	3H	
11	4.5	10/20	30	10/20	12	25	3	1μ	.6		70	μX(M100)	NE02135	151-0630-00	A	J+	4G	4.0dB NF
12	5	5/30	25	5/30	12	15	3	50	.7		35	MAC-T	BFR91	151-0475-00	A	J+	3H	1.9dB NF
13	6.5	8/10	50	8/7	12	25	1.5	1μ	.7		65	μX(M100)	NE64535	151-0608-00	A	M+		1.4dB NF
14	8	10/20	50	8/20	10	20	1.5	1μ	1		80	μX(M100)	NE21935	151-0609-00	A	L		3.5dB NF
PNP																		
15	650 MHz	2/7	25	2/7	12	15	4	50	2.3	300/10	50	T0-72A	2N4260	151-0142-00	N	J+		Use 151-0434-00
16	600 MHz	4/20	40	4/20	12	15	4	50	2.5	300/10	50	T0-72A	2N4260	151-0167-00	N	L+		Use 151-0434-00
17	2	10/10	20	2/30	12	15	4.5	100	3	400/10	30	μT(μ43)	2N4261	151-0294-00	N	F-		
18	2	10/10	30	1/10	12	15	4	100	2.5	350/10	80	T0-92	A5T4261	151-0271-00	A	I	5C	
19	2	10/10	30	1/10	12	15	4	100	2.5	350/10	30	T0-72A	2N4261	151-0434-00	A	H+	5D	
20	2	10/15	30	1/10	15	15	4.5	5	2.5	250/10	30	T0-72A	2N4261	151-0202-00	N	I	4F	Use 151-0434-00
21	4	2/15	15	2/15	10	10	4.5	10	1.5		30	μT(μ43)	MM4049	151-0362-00	N	K	4E	
22	4	2/15	20	2/10	10	15	4.5	10	1.2		30	T0-72A	MM4049	151-0296-00	A	L	3H	
23	4	2/15	40	2/10	10	15	4.5	10	1.2		30	CHIP	MM4049	151-0379-00	A	K-		

6

SYMBOLS FOR SMALL SIGNAL TRANSISTORS

f _t	-	Current Gain Bandwidth Product
I _{cbo}	-	Collector Cutoff Current
C _{cb}	-	Collector to Base Capacitance
h _{FE}	-	DC Current Gain
BV _{ceo}	-	Collector to Emitter Breakdown Voltage
BV _{cbo}	-	Collector to Base Breakdown Voltage
BV _{ebo}	-	Emitter to Base Breakdown Voltage
θ _{JA}	-	Thermal Resistance, Junction-to-Ambient
θ _{JC}	-	Thermal Resistance, Junction-to-Case
V _{CE}	-	Collector-Emitter Saturation Voltage
I _C	-	Collector Current, Continuous

TYPICAL PACKAGE DISSIPATION

STYLE	PWR AMB (W)	(°C/mW)	
		θ _{JA}	θ _{JC}
X-55	625 mW	.200	.125
T0-78	500 mW	.349	
T0-77	500 mW	.349	
T0-92	625 mW	.200	.125
T0-92 (VHF)	500 mW	.500	.125
T0-92+ (T0-237)	750 mW	.167	.050
T0-72	200 mW	.877	.585
T0-18	350 mW	.500	.150
T0-46	500 mW	.438	.088
μX (#320)	700 mW	.250	.070
μX (M100)	290 mW	.610	.120
μT (μ-43)	250 mW	.500	.125
SOT-23 (T0-236)	350 mW	.357	.125
SOT-89	1 W		.030
MACRO-T	500 mW	.200	.125
T0-39	1 W	.175	.035
T0-5	1 W	.175	.035
W54	2 W		
T90	12 W	.014	.012
μT (μ23) (Ceramic)	150 mW	.833	

** NEW DESIGN CODE

A = Recommended
N = Not Recommended

TRANSISTOR GROUPS

Page 2	Saturated Switch
Page 3	Amplifier Switch
Page 4	High Beta
Page 5	High Speed Amplifier
Page 6	High Voltage
Page 7	Very High Frequency
Page 8	Medium Frequency - Low Beta
Page 9	Darlington
Page 10	Duals

TRANSISTORS (CONT)

SMALL SIGNAL, SILICON (SINGLE)

MEDIUM FREQUENCY-LOW BETA

LINE	F _t MIN MHZ	V _{ce} /I _c (V)(mA)	h _{FE} MIN	V _{ce} /I _c (V)(mA)	BREAKDOWN VOLTS			I _{cbo} nA	C _{cb} pF	V _{ce} (SAT) mV/mA	I _c mA (MAX)	† CASE STYLE	SIMILAR JEDEC OR VENDOR NO.	PART NUMBER	** ND	CC	†† RC	COMMENTS
					V _{ceo}	V _{cbo}	V _{ebo}											
NPN																		
1	500	25/25	40	15/50	50	60	3.5	20 _μ	3	1V/100	400	T0-39	2N3866	151-0211-00	A	I	4H	
2	500	15/50	10	5/50	30	55	3.5	20 _μ	3		400	T0-39	2N3866	151-0446-00	A	H	4H	
3	500	5/50	30	5/160	30	55	5	35 _μ	3	1V/100	400	CHIP	2NC3866	151-0498-00	A	H		
4	600	10/8	20	10/8	12	30	2	50	1.7	200/10	50	T0-92	2N3563	151-0225-00	A	E	4E	
5	600	2/10	40	5/20	15	30	3	25	1.7	400/10	50	T0-72A	2N918	151-0109-00	N	H	4F	
6	600	10/4	40	1/3	15	30	3	10	1.7	400/10	50	T0-92	MPS918	151-0198-00	A	E+	5B	6.0dB NF
7	600	10/4	40	1/3	15	30	3	10	1.7	400/10	50	T0-92	MPS918	151-0198-04				Taped & Reeled
8	600	10/4	100	1/3	10	30	3	10	1.7	400/10	100	T0-92	MPS918	151-0333-00	A	F-	5E	6.0dB NF
9	700	5/50	20	5/50	16	36	4	500 _μ	8		400	W54	2N6256	151-0617-00	A	J+		RF Power
10	800	10/3	40	6/1	20	35	3	20	1.3		50	T0-72A	2N918	151-0283-00	N	G+	4F	4.5dB NF Use 151-0198-00
11	800	15/50	25	5/50	25	45	2.5	20	4	1V/100	150	SOT-89	BFQ17	151-0715-00	A	I+		
12	800	5/25	30	5/25	25	55	4	100	6	200/100	400	T0-39	2N5943	151-0451-00	A	I-	4F	rb'Cc<15ps
13	800	4/20	60	1/4	25	25	3	100	.7	500/4	50	T0-92B	MPSH10	151-0720-00	A	F-	3H	Complement to 151-0719-00
14	900	10/8	60	1/4	20	25	3	100	.7	500/4	50	T0-92B	MPSH10	151-0711-00	A	F-	5D	Complement to 151-0712-00
15	900	10/8	60	1/4	20	25	3	100	.7	500/4	50	T0-92B	MPSH10	151-0711-02				Taped & Reeled
16	900	6/5	25	1/3	20	35	3	20	1	400/10	50	T0-72A	2N5179	151-0282-00	A	H-	4E	
17	900	6/5	40	1/5	12	20	2.5	20	1	400/10	50	T0-236	MMBT5179	151-0714-00	A	G+		
18	900	10/8	20	10/8	15	30	3	10	1.7	400/10	50	T0-92	2N5770	151-0471-00	A	H		
19	1G	10/8	70	1/8	12	30	2	50	1.7	200/10	50	T0-92	2N3563	151-0427-00	A	F	5C	
20	1G	10/8	20	10/8	12	30	2	50	1.7	200/10	50	T0-92	2N3563	151-0259-00	N	E-		Use 151-0427-00
PNP																		
21	500	15/50	25	5/50	40	60	4	1 _μ	4		400	T0-39	2N5160	151-0285-00	A	K	4H	
22	600	10/5	60	10/5	20	20	3	100	.85	500/5	50	T0-236	MMBT81	151-0663-00	A	G		rb'Cc<30ps
23	750	4/5	60	1/20	25	25	3	100	.85	500/5	60	T0-92B	MPSH81	151-0719-00	A	F	3H	rb'Cc<15ps Complement to 151-0720-00
24	800	10/10	60	1/5	15	20	3	100	.85	500/5	60	T0-92B	MPSH81	151-0712-00	A	F	6B	rb'Cc<10ps Complement to 151-0711-00
25	800	10/10	60	1/5	15	20	3	100	.85	500/5	60	T0-92B	MPSH81	151-0712-02				Taped & Reeled
26	1G	2/5	80	1/20	20	20	3	100	.85	500/5	50	T0-92B	MMSH81	151-0438-00	N	G	5D	Use 151-0712-00

TRANSISTORS (CONT)

SMALL SIGNAL, SILICON (SINGLE)

DARLINGTON

LINE	F _t MIN MHz	V _{ce} /I _c (V)(mA)	h _{FE} @ MIN	V _{ce} /I _c (V)(mA)	BREAKDOWN VOLTS			I _{cbo} nA	C _{cb} pF	V _{ce} (SAT) mV/mA	I _c mA (MAX)	† CASE STYLE	SIMILAR JEDEC OR VENDOR NO.	PART NUMBER	** ND	CC	†† RC	COMMENTS
					V _{ceo}	V _{cbo}	V _{ebo}											
NPN																		
1	40	5/1A	1K	5/1A	80	100	5	10μ	50		5A	T0-92	UTA508	151-0699-00	A	H-	3F	<1.5μs
2	50	10/50	15K	5/500	50	60	12	100		1.5/1A	2A	T0-92+	92PU45A	151-0716-00	A	F+		
3	60	5/2	20K	5/100	40	40	12	100	10	1.4/200	200	T0-92	2N5308	151-0254-00	A	E+	5E	
4	60	5/2	20K	5/100	40	40	12	100	10	1.4/200	200	T0-92	2N5308	151-0254-03				Taped & Reeled
5	60	5/2	6K	5/100	25	25	12	100	10	1.4/200	200	T0-98A	2N5305	151-0281-00	A	F	5D	
PNP																		
6	100	5/10	20K	5/100	30	30	8	100	4	1.5V/100	300	T0-92	MPSA65	151-0435-00	A	F-	5D	

SYMBOLS FOR SMALL SIGNAL TRANSISTORS

f _t	-	Current Gain Bandwidth Product
I _{cbo}	-	Collector Cutoff Current
C _{cb}	-	Collector to Base Capacitance
h _{FE}	-	DC Current Gain
BV _{ceo}	-	Collector to Emitter Breakdown Voltage
BV _{cbo}	-	Collector to Base Breakdown Voltage
BV _{ebo}	-	Emitter to Base Breakdown Voltage
θ _{JA}	-	Thermal Resistance, Junction-to-Ambient
θ _{JC}	-	Thermal Resistance, Junction-to-Case
V _{CE}	-	Collector-Emitter Saturation Voltage
I _C	-	Collector Current, Continuous

TYPICAL PACKAGE DISSIPATION

STYLE	PWR AMB (W)	(°C/mW)	
		θ _{JA}	θ _{JC}
X-55	625 mW	.200	.125
T0-78	500 mW	.349	
T0-77	500 mW	.349	
T0-92	625 mW	.200	.125
T0-92 (VHF)	500 mW	.500	.125
T0-92+ (T0-237)	750 mW	.167	.050
T0-72	200 mW	.877	.585
T0-18	350 mW	.500	.150
T0-46	500 mW	.438	.088
μX (#320)	700 mW	.250	.070
μX (M100)	290 mW	.610	.120
μT (μ-43)	250 mW	.500	.125
SOT-23 (T0-236)	350 mW	.357	
SOT-89	1 W		.030
MACRO-T	500 mW	.200	.125
T0-39	1 W	.175	.035
T0-5	1 W	.175	.035
W54	2 W		
T90	12 W	.014	.012
μT (μ23) (Ceramic)	150 mW	.833	

** NEW DESIGN CODE

A = Recommended
N = Not Recommended

TRANSISTOR GROUPS

Page 2	Saturated Switch
Page 3	Amplifier Switch
Page 4	High Beta
Page 5	High Speed Amplifier
Page 6	High Voltage
Page 7	Very High Frequency
Page 8	Medium Frequency - Low Beta
Page 9	Darlington
Page 10	Duals

COST CODE

(CC COLUMN)

CODE	A	B	C	D	E	F	G	H	I	J	K	L	M	N	O
≈ VALUE with +	.75¢	2¢	3.75¢	6¢	10¢	18¢	35¢	60¢	\$1	\$2	\$3.75	\$6	\$10	\$18	\$35+
≈ VALUE no suffix	.5¢	1.5¢	3¢	5¢	8¢	15¢	25¢	50¢	75¢	\$1.50	\$3	\$5	\$8	\$15	\$25
≈ VALUE with -	.2¢	1.25¢	2.5¢	4.25¢	7¢	13¢	22¢	40¢	65¢	\$1.25	\$2.50	\$4.25	\$7	\$13	\$22

NOTE: Costs may vary from order to order due to order quantities, vendor, etc.

†† CATALOG RELIABILITY CODES

USAGE/YR	CODE	FAILURE FREQ	CODE	%/YR (median)
≥ 10	1	1/100 000	A	.001
≥ 100	2	1/50 000	B	.002
≥ 1 000	3	1/20 000	C	.005
≥ 10 000	4	1/10 000	D	.01
≥ 100 000	5	1/5 000	E	.02
≥ 1 000 000	6	1/2 000	F	.05
≥ 10 000 000	7	1/1 000	G	.1
		1/500	H	.2
		1/200	I	.5
		1/100	J	1.0

For further explanation of this code, see page 9-27.

TRANSISTORS (CONT)

SMALL SIGNAL, SILICON

DUALS

LINE	F _t MIN MHZ	V _{ce} /I _c (V) (mA)	h _{FE} MIN	V _{ce} /I _c (V) (mA)	BREAKDOWN VOLTS			I _{cbo} nA	C _{cb} pF	V _{ce} (SAT) mV/mA	I _c mA (MAX)	+ CASE STYLE	SIMILAR JEDEC OR VENDOR NO.	PART NUMBER	** ND	CC	++ RC	COMMENTS
					V _{ceo}	V _{cbo}	V _{ebo}											
NPN																		
1	60	5/1	200	5/1	25	50	6	2	3	300/1	30	T0-78	IT120	151-0236-00	A	J+	4D	3.0dB NF MONOLITHIC
2	100	5/1	150	5/1	15	25	6.5	1	3	300/5	20	T0-78	IT121	151-0353-00	A	J-	4E	4.8dB NF MONOLITHIC
3	100	1/1	100	1/1	30	40	7	25	6		30	T0-78	2N2484	151-0308-00	A	K	3G	4.0nV/HZ NF
4	100	1/1	100	1/.1	35	40	8	25	6		30	T0-78	2N2484	151-0232-00	A	I	5F	
5	127	5/10	120	10/5	50	50	8	50	6	1V/10	30	T0-78	2N2484	151-0104-00	A	J-		
6	200	10/1	50	10/1	30	50	5	100	8	300/10	500	T0-78	2N2222A	151-0176-00	A	J+		
7	250	10/50	45	5/1	30	60	5	20	8	400/150	500	T0-78	2N2222	151-0309-00	A	J+	3G	
8	600	10/4	30	5/10	12	20	4.5	25	1.7	400/10	50	T0-78	2N918	151-0139-00	A	J+		
9	1G	5/10	100	5/10	14	30	4		3			T0-78	2N3959	151-0461-00	A	K+	4E	
10	1G	10/10	40	5/10	20	30	4	10	1	100/20	100	T0-78	2N2857	151-0267-00	A	K-	3F	
11	1.2G	2/20	25	5/15	15	30	2.5	10	1		50	T0-78	A485	151-0268-00	A	K+	4F	3.0dB NF
12			250	5/.1	40	40				100/20	20	T0-78	LM394	151-0619-00	A	K-		LOG AMP
13	1.6G	2.5/5	30	2/5	8	15	3.5	1	1.5	400/10	30	T0-99	SL360	151-0725-00	A	K-	4E	ULTRA MATCHED
PNP																		
14	100	5/1	150	5/1	60	60	5	10	4	250/1		T0-78	2N3808	151-0178-00	A	K+		
15	100	5/1	150	5/1	45	45	5	10	6	250/1	50	T0-78	2N3808	151-0261-00	A	I+	4E	
16	100	5/1	150	5/1	45	45	5	10	6	250/1	50	T0-78	2N3808	151-0261-01	A	J-	4E	1.5dB NF 1K
17	100	5/1	40	5/5	25	25	6	1	3	900/5		T0-78	ITS1200	151-0354-00	A	I+	5F	MONOLITHIC
18	200	20/50	135	5/1	45	45	5	10	8	250/50		T0-78	2N2907	151-0307-00	A	K		
19	400	5/10	30	5/10	10	10	4.5	15	3	400/10	50	T0-78	2N4258	151-0467-00	A	K-		
20	2G	10/15	30	1/10	15	15	4.5	5	2.5	1/30		T0-78	2N4261	151-0272-00	A	L-	3E	
NPN/PNP																		
21	200	20/20	75	10/10	30	40	5	10	10	400/150	500	T0-78	TD702	151-0361-00	A	I+	4F	NPN/PNP PLASTIC

SYMBOLS FOR SMALL SIGNAL TRANSISTORS

f _t	-	Current Gain Bandwidth Product
I _{cbo}	-	Collector Cutoff Current
C _{cb}	-	Collector to Base Capacitance
h _{FE}	-	DC Current Gain
BV _{ceo}	-	Collector to Emitter Breakdown Voltage
BV _{cbo}	-	Collector to Base Breakdown Voltage
BV _{ebo}	-	Emitter to Base Breakdown Voltage
θ _{JA}	-	Thermal Resistance, Junction-to-Ambient
θ _{JC}	-	Thermal Resistance, Junction-to-Case
V _{CE}	-	Collector-Emitter Saturation Voltage
I _C	-	Collector Current, Continuous

TYPICAL PACKAGE DISSIPATION

STYLE	PWR AMB (W)	°C/mW	
		θ _{JA}	θ _{JC}
X-55	625 mW	.200	.125
T0-78	500 mW	.349	
T0-77	500 mW	.349	
T0-92	625 mW	.200	.125
T0-92 (VHF)	500 mW	.500	.125
T0-92+ (T0-237)	750 mW	.167	.050
T0-72	200 mW	.877	.585
T0-18	350 mW	.500	.150
T0-46	500 mW	.438	.088
μX (#320)	700 mW	.250	.070
μX (M100)	290 mW	.610	.120
μT (μ-43)	250 mW	.500	.125
SOT-23 (T0-236)	350 mW	.357	.125
SOT-89	1 W		.030
MACRO-T	500 mW	.200	.125
T0-39	1 W	.175	.035
T0-5	1 W	.175	.035
W54	2 W		
T90	12 W	.014	.012
μT (μ23) (Ceramic)	150 mW	.833	

** NEW DESIGN CODE

A = Recommended
N = Not Recommended

TRANSISTOR GROUPS

Page 2	Saturated Switch
Page 3	Amplifier Switch
Page 4	High Beta
Page 5	High Speed Amplifier
Page 6	High Voltage
Page 7	Very High Frequency
Page 8	Medium Frequency - Low Beta
Page 9	Darlington
Page 10	Duals

NOTES

6

†† CATALOG RELIABILITY CODES

USAGE/YR	CODE	FAILURE FREQ	CODE	%/YR (median)
≥ 10	1	1/100 000	A	= .001
≥ 100	2	1/50 000	B	= .002
≥ 1 000	3	1/20 000	C	= .005
≥ 10 000	4	1/10 000	D	= .01
≥ 100 000	5	1/5 000	E	= .02
≥ 1 000 000	6	1/2 000	F	= .05
≥ 10 000 000	7	1/1 000	G	= .1
		1/500	H	= .2
		1/200	I	= .5
		1/100	J	= 1.0+

For further explanation of this code, see page 9-27.

COST CODE

(CC COLUMN)

CODE	A	B	C	D	E	F	G	H	I	J	K	L	M	N	O
≈ VALUE with +	.75¢	2¢	3.75¢	6¢	10¢	18¢	35¢	60¢	\$1	\$2	\$3.75	\$6	\$10	\$18	\$35+
≈ VALUE no suffix	.5¢	1.5¢	3¢	5¢	8¢	15¢	25¢	50¢	75¢	\$1.50	\$3	\$5	\$8	\$15	\$25
≈ VALUE with -	.2¢	1.25¢	2.5¢	4.25¢	7¢	13¢	22¢	40¢	65¢	\$1.25	\$2.50	\$4.25	\$7	\$13	\$22

NOTE: Costs may vary from order to order due to order quantities, vendor, etc.

TRANSISTORS (CONT)

SMALL SIGNAL, SILICON (IN TOTAL F_t ORDER) SINGLE(NPN)

F _t MIN MHz	V _{ce} /I _c (V)/(mA)	h _{FE} MIN/MAX	V _{ce} /I _c (V)/(mA)	BREAKDOWN VOLTS			C _{cb} pF	V _{ce} (SAT) Volts	I _c mA (MAX)	PWR AMB (W)	(°C/MW)		† CASE STYLE	JEDEC OR VENDOR NO.	PART NUMBER	** ND	++ CC	++ RC	COMMENTS
				V _{ceo}	V _{cbo}	V _{ebo}					θ _{JA}	θ _{JC}							
15	5/1A	20	5/25	500	550	5.	50.	500/20	2A	.625	.200	.125	T0-92	UPTB550	151-0708-00	A	H	4D	< 200ns
15	10/10	40/140	10/20	250	300	7.	10.	500/50	500	1.000	.175	.035	T0-39	SN3440S	151-0150-00	A	H-	5G	
15	10/10	40/160	10/20	350	450	7.	10.	500/50	1A	1.000	.175	.035	T0-39	SN3439S	151-0169-00	A	H-	5H	
20	10/10	50	10/10	400	500	6	3.5	750/20	500	.625	.200	.125	T0-92	MPSA42	151-0750-00	A	H	6E	
30	25/10	35/150	25/30	300	300	7.	10.	1V/30	150	.625	.200	.125	T0-92	A5T5058	151-0292-00	A	F+	5F	
30	40/30	30	20/10	410	450	7.	10.	1V/20	50	1.000	.175	.035	T0-39	SE7057	151-0297-00	A	J-	4G	
40	5/1A	1K	5/1A	80	100	5.	50.		5A	.625	.200	.125	T0-92	UTA508	151-0699-00	A	H-	3F	< 1.5μs
40	5/1	150/600	10/1	45	45	6.	4.	350/1	50	.625	.200	.125	T0-92	2N3565	151-0341-00	A	D+	6E	LOW NOISE AMP
40	5/1	150/600	10/1	80	100	6.	4.	350/1	50	.625	.200	.125	T0-92	2N3565	151-0432-00	A	D	5D	LOW NOISE AMP
40	5/1	150/600	10/1	80	100	6.	4.	350/1	50	.625	.200	.125	T0-92	2N3565	151-0432-01	A			Taped & Reeled
40	10/50	20	10/50	120	120	5.	15.		200	1.000	.175	.035	T0-39	2N1893S	151-0096-00	N	G+	3E	Use 151-0124-00
40	10/50	50	1/150	40	60	5.	20.		500	1.000	.175	.035	T0-39	2N2192	151-0183-00	N	H	4F	Use 151-0136-00
50	5/.5	350	5/1	30	35	4.5	4.	500/10	50	.625	.200	.125	T0-92	2N5088	151-0639-00	A	E+		
50	5/500	40/120	2/2A	60	120	6.	80.	1V/5A	5A	1.000	.175	.035	T0-39	2N4895	151-0290-00	A	K-		
50	10/20	60	1/100	40	50	5.	30.	500/1A	2A	.750	.167	.050	T0-92+	92PU01A	151-0710-00	A	F		
50	10/50	15K	5/500	50	60	12.		1.5/1A	2A	.750	.167	.050	T0-92+	92PU45A	151-0716-00	A	F+		
50	20/10	40	20/10	300	300	7.	3.	1V/20	50	1.000	.175	.035	T0-39	SE7056	151-0279-00	A	G+	4H	
50	20/10	40	10/10	350	350	6.	3.5	500/20	500	.625	.200	.125	T0-92	MPSA42	151-0444-00	A	F-	5F	
60	5/2	6K	5/100	25	25	12.	10.	1.4/200	200	.625	.200	.125	T0-98A	2N5305	151-0281-00	A	F	5D	
60	5/2	20K	5/100	40	40	12.	10.	1.4/200	200	.625	.200	.125	T0-92	2N5308	151-0254-00	A	E+	5E	
60	5/2	20K	5/100	40	40	12.	10.	1.4/200	200	.625	.200	.125	T0-92	2N5308	151-0254-03	A			Taped & Reeled
60	5/5	250/500	5/1	60	60	6.	6.	350/1	50	.350	.500	.150	T0-18	2N2484	151-0126-00	A	G-	5E	
80	5/2	400/800	5/2	50	70	5.	4.	125/10	100	.625	.200	.125	T0-92	2N5249	151-0273-00	A	E+	4B	
100	2/10	50	1/100	80	80	4.		250/100	500	.625	.200	.125	T0-92	MPSA06	151-0645-00	A	E-	2J	
100	5/10	550	5/1	45	45	8.	4.	200/10	50	.625	.200	.125	T0-92	2N5962	151-0456-00	A	G+		
100	10/10	70	5/10	150	170	6.	3.5	250/50	600	.625	.200	.125	T0-92	MPS5551	151-0250-00	A	F-	4E	
100	10/10	50/50	5/10	150	150	6.	6.	200/50	600	1.000	.175	.035	T0-39	2N3923	151-0407-00	A	H-	5F	
100	10/10	/250	5/10	160	180	6.	6.	200/50	600	.625	.200	.125	T0-92	2N5551	151-0347-00	A	E+	6F	
100	10/10	80/250	5/10	160	180	6.	6.	200/50	600	.625	.200	.125	T0-92	2N5551	151-0347-02	A			Taped & Reeled
100	10/10	80	5/10	180	180	6.	6.	200/50	600	.625	.200	.125	T0-92	2N5551	151-0624-00	N	J+	4E	Use 151-0347-00
100	10/50	50/250	10/150	80	80	4.	15.	1.4W/150	700	1.000	.175	.035	T0-39	2N3053	151-0136-03	N	G+	4D	
100	10/50	50/250	10/150	40	60	4.	15.	1.3W/150	700	1.000	.175	.035	T0-39	2N3053	151-0136-00	A	G+	5G	
150	5/10	500	5/.1	15	30	8.	4.		50	1.000	.200	.125	T0-92	2N5962	151-0484-00	A	G+		
150	5/50	50	20/10	150	150	4.	4.5		250	1.000	.175	.035	T0-39	2N3501S	151-0274-00	A	J	4F	rb'Cc<50ps
150	5/50	50	20/10	120	120	4.	4.5		250	1.000	.175	.035	T0-39	2N3501S	151-0124-00	A	I	5G	rb'Cc<50ps
150	5/80	50	20/10	60	80	4.	3.5		500	1.000	.175	.035	T0-39	2N2219A	151-0121-00	N	I+		Use 151-0103-00
150	20/20	75/300	10/10	100	100	6.	10.	600/300	500	1.000	.175	.035	T0-39	2N3499S	151-0200-00	A	J	3F	
180	4/2	180	4.5/2	25	25	5.		300/50	500	.625	.200	.125	T0-92	GET3451	151-0207-00	A	D+	5E	
250	10/2	300/600	10/2	25	30	4.	3.5	500/50	100	.625	.200	.125	T0-92	MPS6521	151-0192-00	A	E-	6D	GENERAL PURPOSE
250	10/2	250	10/2	25	30	4.	3.5	500/50	100	.625	.200	.125	T0-92	MPS6515	151-0195-00	A	D+	5E	GENERAL PURPOSE
250	10/20	80	1/10	40	60	6.	6.5		500	.625	.200	.125	T0-92	2N4401	151-0736-00	A	E-	5E	
250	10/20	80	1/10	40	60	5.	6.5		500	.625	.200	.125	T0-92	2N4401	151-0736-01	A			Taped & Reeled
250	10/50	30	1/100	35	60	5.	12.	1V/1A	1A	1.000	.175	.035	T0-39	2N3724A	151-0260-00	A	G	4F	
300	20/10	70/300	1/1	40	60	6.	4.	300/50	200	.350	.357	.125	T0-236	2N3904	151-0706-00	A	F		
300	20/10	100/300	1/10	40	60	6.	4.	300/50	200	.350	.500	.150	T0-18	2N3947	151-0460-00	N	G	4D	Use 151-0190-00
300	20/10	70	1/1	40	60	6.	4.	300/50	200	.625	.200	.125	T0-92	2N3904	151-0224-00	N	D+	5B	
300	20/10	70	1/1	40	60	6.	4.	300/50	200	.625	.200	.125	T0-92	2N3904	151-0190-00	A	D	6D	5dB NF
300	20/10	70	1/1	40	60	6.	4.	300/50	200	.625	.200	.125	T0-92	2N3904	151-0190-09	A			Taped & Reeled
300	20/20	75/300	10/10	40	75	6.	8.	100/50	500	.350	.500	.150	T0-18	2N2222A	151-0302-00	N	F+	6D	Use 151-0736-00
300	20/20	75/300	10/10	40	60	6.	8.	300/150	800	1.000	.175	.035	T0-39	2N2219A	151-0103-00	A	G-	5F	
300	10/50	25	1/10	54	80	6.	10.	400/100	1A	1.000	.175	.035	T0-39	2N3725	151-0604-00	A	H-	4H	
350	20/10	40	1/10	20	40	5.	4.	400/50	100	.350	.500	.150	T0-18	2N2501	151-0108-00	A	H	3F	
400	10/8	30	10/8	30	40	4.	.36		100	.350	.357	.125	T0-236	MMBTH24	151-0730-00	A	F		
400	10/10	35	1/10	15	40	4.5	4.	500/10	200	.625	.200	.125	T0-92	2N5769	151-0223-00	A	E	5D	
500	5/50	30	5/160	30	55	5.	3.	1V/100	400				CHIP	2NC3866	151-0498-00	A	H		
500	10/10	40	1/10		40	4.5	4.	250/10	200	.350	.500	.150	T0-18	2N2369	151-0457-00	A	G-		
500	10/10	40/120	.35/10	15	40														

TRANSISTORS (CONT)

SMALL SIGNAL, SILICON (IN TOTAL F_t ORDER)

SINGLE(NPN)

F _t MIN MHZ	V _{ce} /I _c (V)/(mA)	h _{FE} MIN/MAX	V _{ce} /I _c (V)/(mA)	BREAKDOWN VOLTS			C _{cb} pF	V _{ce} (SAT) Volts	I _c mA (MAX)	PWR AMB (W)	(°C/MW)		† CASE STYLE	JEDEC OR VENDOR NO.	PART NUMBER	** ND	CC	++ RC	COMMENTS
				V _{ceo}	V _{cbo}	V _{ebo}					θ _{JA}	θ _{JC}							
600	10/4	100	1/3	10	30	3.	1.7	400/10	100	.625	.200	.125	T0-92	MPS918	151-0333-00	A	F-	5E	6dB NF
600	10/8	20/200	10/8	12	30	2.	1.7	200/10	50	.625	.200	.125	T0-92	2N3563	151-0225-00	A	E	4E	
650	8/20	50/120	1/10	15	40	4.5	4.	250/10	200	.350	.500	.150	T0-18	2N2369	151-0127-00	A	G-	5E	
700	5/50	20	5/50	16	36	4.	8.		400	2.000			W54	2N6256	151-0617-00	A	J+		RF Power
800	4/20	60/300	1/4	25	25	3.	.7	500/4	50	.625	.200	.125	T0-92B	MPSH10	151-0720-00	A	F-	3H	
800	5/25	30	5/25	25	55	4.	6.	200/100	400	1.000	.175	.035	T0-39	2N5943	151-0451-00	A	I-	4F	rb'Cc<15ps
800	10/3	40/170	6/1	20	35	3.	1.3		50	.200	.877	.585	T0-72A	2N918	151-0283-00	N	G+	4F	4.5dB NF
800	15/50	25/200	5/50	25	45	2.5	4.	1V/100	150	1.000	.877	.030	SOT-89	BFQ-17	151-0715-00	A	I+		
900	6/5	25/250	1/3	20	35	3.	1.	400/10	50	.200	.877	.585	T0-72A	2N5179	151-0282-00	A	H-	4E	
900	6/5	40/200	1/5	12	20	2.5	1.	400/10	50	.350	.357	.125	T0-236	MMBT5179	151-0714-00	A	G+		
900	10/8	60/300	1/4	20	25	3.	.7	500/4	50	.625	.200	.125	T0-92B	MPSH10	151-0711-00	A	F-	5D	
900	10/8	20	10/8	15	30	3.	1.7	400/10	50	.625	.200	.125	T0-92	2N5770	151-0471-00	A	H		
900	10/8	60/300	1/4	20	25	3.	.7	500/4	50	.625	.200	.125	T0-92B	MPSH10	151-0711-02	A	H-		Taped & keeled
1000	2/2	40	2/20	18	30	4.	1.	200/10	50	.200	.877	.585	T0-72A	2N2857	151-0441-00	A	H-	5E	
1000	2/10	55	2/25	14	30	4.	1.4	400/8	80	.625	.200	.125	T0-92	NE41632	151-0472-00	A	I-	5E	
1000	6/5	30	1/3	15	30	2.5	1.		40	.300			CHIP	2N2857	151-0751-00	A	H-		4.5dB NF
1000	6/5	25	1/3	8	15	2.	1.8		50	.200	.877	.585	T0-72A	2N2857	151-0138-00	N	I+		Use 151-0441-00
1000	5/10	30	10/20	15	30	4.	1.	150/20	100	.625	.200	.125	T0-92	FMT1061	151-0269-00	A	I	4E	
1000	10/3	100/275	6/1	25	45	4.5	.7		50	.200	.877	.585	T0-72A	2SC1260	151-0230-00	A	I+		4dB NF
1000	10/5	60	10/5	15	35	4.	.8	100/10	20	.500	.200	.125	MAC-T	2SC288C	151-0206-00	A	G	4G	rb'Cc<15ps
1000	10/8	20	10/8	12	30	2.	1.7	200/10	50	.625	.200	.125	T0-92	2N3563	151-0259-00	N	E-		Use 151-0427-00
1000	10/8	70/200	1/8	12	30	2.	1.7	200/10	50	.625	.200	.125	T0-92	2N3563	151-0427-00	A	F	5C	
1000	15/15	25/125	5/150	25	40	3.5	4.	1	150	.350	.357	.125	T0-236	A210	151-0329-00	A	K-		
1200	2/20	25/125	1/20	13	15	2.5	1.		25	.200	.877	.585	T0-72A	2N6304	151-0212-00	A	I	4C	
1200	6/5	100/300	6/5	30	40	3.	1.5	150/20	50	.625	.200	.125	T0-92	A5T3571	151-0402-00	A	I	4D	
1200	6/5	100/300	6/5	30	40	3.	1.5	300/20	50	.625	.200	.125	T0-92	A5T3571	151-0367-00	A	I-	5D	
1200	15/50	25/300	15/50	30	40	3.5	3.	300/100	400	1.000	.175	.035	T0-39	2N5109	151-0411-00	A	I+	4G	rb'Cc<20ps
1200	15/75	25	5/50	25	40	2.	3.5	750/100	150	1.000	.175	.035	T0-39	A210	151-0288-00	A	K-	3G	
1300	5/25	20	1/25	15	15	1.5	1.5		25	.200	.877	.585	T0-72		151-0300-00	N	K+		Use 151-0442-00
1300	10/10	75	1/10	12	20	4.5	2.5	300/30		.350	.500	.150	T0-18	2N3959	151-0205-00	N			Use 151-0193-00
1400	4/10	40	2/10	12	20	4.5	2.	300/30		.200	.877	.585	T0-72	2N3960	151-0193-00	A	K+		CURRENT MODE SW
1400	5/25	40	5/25	15	30	4.	1.2	200/10	50	.200	.877	.585	T0-72A	2N6304	151-0442-00	A	I		
1400	15/70	20/200	10/50	25	45	3.	3.		300	1.000	.175	.035	T0-39	2SC1252	151-0650-00	A	K+		2.7dB NF
1500	2/50	30	2/25	8	15	4.	4.	200/100	200	.500	.438	.088	T0-46	2N5836	151-0448-00	A	J+	4F	CURRENT MODE SW
1500	10/10	25/200	10/10	14	30	3.	.55		50	.290	.610	.120	μ-X (M100)	NE73435	151-0631-00	A	J+		3.5dB NF
1500	10/10	45	1/10	14	30	3.	1.		50	.350	.357	.125	T0-236	NE73433	151-0754-00	A	I+		
1500	20/80	25	10/80	22	35	3.5	4.5	500/100	250	5.000			144D04	MRF511	151-0474-01	A	L-		
1500	20/80	30	5/100	26	45	4.	2.5	700/100	250	1.400			CHIP	CD2357	151-0494-00	A	K+		SIMILAR TO TEK D156
1600	28/20	10	5/250	33	60	4.	15.		1A	.250	.500	.125	T90	MRF5175	151-0695-00	A	L+		
1600	2/30	30	1/10	8	15	3.	2.		100	.250	.500	.125	μT(μ43)	MMT3960A	151-0293-00	N	K-	3F	rb'Cc<15ps
1500	18/100	25	1/100	25	50	4.	3.	500/100	200	3.000			CHIP	CD3921	151-0709-00	N	M-		SIMILAR TO D156
1800	15/50	20/200	15/50	25	45	3.	3.		300				CHIP	NE7400	151-0661-00	N	L		SIMILAR TO D156
2000	2/10	40	2/50	10	20	3.8	1.5	200/25	100	.200	.877	.585	T0-72A	2N5841	151-0447-00	N	J+	4F	CURRENT MODE SW
2000	4/25	25	4/25	10	20	3.	1.		300	.200	.877	.585	T0-72A	2N5841	151-0298-00	N	L		rb'Cc<30ps
2000	5/10	30	1/10	8	15	3.	2.	200/10	100				CHIP	MMT3960	151-0380-00	A	K-		
2500	3/15	30/300	1/30	12	20	3.	1.5		50	.150			μT	V327	151-0295-00	A	N-	1J	2.4dB NF
2500	10/10	30	10/10	15	10	3.	.7		30	.200	.877	.585	T0-72A	2N5652	151-0330-00	A	N+		2.5dB NF
4000	8/10	30/300	8/10	11	25	3.	.6		50	.290	.610	.120	μX (M100)	NE57835	151-0689-00	A	L-		5.5dB NF
4500	10/14	25	10/14	15	20	2.	.75		25	.350	.357	.125	T0-236	BFR92	151-0636-00	A	J	3E	2.4dB NF
4500	10/20	30/250	10/20	12	25	3.	.6		70	.290	.610	.120	μX (M100)	NE02135	151-0630-00	A	J+	4G	4dB NF
4500	10/20	20/250	10/20	12	25	3.	1.		70	.700	.250	.070	μX (#320)	NE02103	151-0658-00	A	M+	3H	
4500	10/20	30	10/50	15	20	3.	1.5		100	.500	.200	.125	MAC-T	BFR96	151-0752-00	A	I+	5D	2dB NF
5000	5/30	25	5/30	12	15	3.	.7		35	.500	.200	.125	MAC-T	BFR91	151-0475-00	A	J+	3H	1.9dB NF
6500	10/10	50/250	8/7	12	25	1.5	.7		65	.290	.610	.120	μX (M100)	NE64535	151-0608-00	A	M+		1.4dB NF
8000	10/20	50	8/20	10	20	1.5	1.		80	.290	.610	.120	μX (M100)	NE21935	151-0609-00	A	L		3.5dB NF

++ RELIABILITY CODES

USAGE/YR	CODE	FAILURE FREQ	CODE	%/YR (median)
≥10	1	1/100 000	A	.001
≥100	2	1/50 000	B	.002
≥1 000	3	1/20 000	C	.006
≥10 000	4	1/10 000	D	.01
≥100 000	5	1/5 000	E	.02
≥1 000 000	6	1/2 000	F	.05
≥10 000 000	7	1/1 000	G	.1
		1/500	H	.2
		1/200	I	.5
		1/100	J	1.0+

** NEW DESIGN CODE

A - Recommended
N - Not Recommended

For further explanation of this code, see page 9-27.

+ FOR CASE DRAWINGS, SEE PAGES 9-2 THRU 9-8.

TRANSISTORS (CONT)

SMALL SIGNAL, SILICON (IN TOTAL F_t ORDER)

DUAL(NPN)

F _t MIN MHz	V _{ce} /I _c (V)(mA)	h _{FE} MIN/MAX	V _{ce} /I _c (V)(mA)	BREAKDOWN VOLTS			C _{cb} pF	V _{ce} (SAT) mV/mA	I _c mA (MAX)	PWR AMB (W)	(°C/MW) θ _{JA}	+ CASE STYLE	JEDEC OR VENDOR NO.	PART NUMBER	** ND	++ CC	++ RC	COMMENTS
				V _{ceo}	V _{cbo}	V _{ebo}												
60	5/1	200/600	5/1	25	50	6.	3.	300/1	30	.500	.349	T0-78	IT120	151-0236-00	A	J+	4D	3dB NF MONOLITHIC
100	1/1	100	1/1	30	40	7.	6.	30	30	.500	.349	T0-78	2N2484	151-0308-00	A	K	3G	4.0nV/Hz NF
100	1/1	100	1/.1	35	40	8.	6.	30	30	.500	.349	T0-78	2N2484	151-0232-00	A	I	5F	
100	5/1	150	5/1	15	25	6.5	3.	800/5	20	.500	.349	T0-78	IT121	151-0353-00	A	J-	4E	4dB NF MONOLITHIC
127	5/10	120	10/5	50	50	8.	6.	1V/10	30	.500	.349	T0-78	2N2484	151-0104-00	A	J-		
200	10/1	50	10/1	30	50	5.	8.	300/10	500	.500	.349	T0-78	2N2222A	151-0176-00	A	J+		
250	10/50	45/180	5/1	30	60	5.	8.	400/150	500	.500	.349	T0-78	2N2222	151-0309-00	A	J+	3G	
600	10/4	30	.5/10	12	20	4.5	1.7	400/10	50	.500	.349	T0-78	2N918	151-0139-00	A	J+		
1000	5/10	100	5/10	14	30	4.	3.			.500	.349	T0-78	2N3959	151-0461-00	A	K+	4E	
1000	10/10	40	5/10	20	30	4.	1.	100/20	100	.500	.349	T0-78	2N2857	151-0267-00	A	K-	3F	
1200	2/20	25/150	5/15	15	30	2.5	1.	50	50	.500	.349	T0-78	A485	151-0268-00	A	K+	4F	3dB NF
1600	2.5/5	30	2/5	8	15	4.8	1.5	400/10	30	.500	.349	T0-78	SL360	151-0725-00	A	K-	4E	ULTRA MATCHED
		250	5/.1	40	40			100/20	20	.500	.349	T0-78	LM360	151-0619-00	A	K-		LOG AMP
NPN/PNP																		
200	20/20	75	10/10	30	40	5.	10.	400/150	500	.500	.349	T0-78	TD702	151-0361-00	A	I+	4F	NPN/PNP PLASTIC

++ CATALOG RELIABILITY CODES

USAGE/YR	CODE	FAILURE FREQ	CODE	%/YR (median)
≥10	1	1/100 000	A	.001
≥100	2	1/50 000	B	.002
≥1 000	3	1/20 000	C	.005
≥10 000	4	1/10 000	D	.01
≥100 000	5	1/5 000	E	.02
≥1 000 000	6	1/2 000	F	.05
≥10 000 000	7	1/1 000	G	.1
		1/500	H	.2
		1/200	I	.5
		1/100	J	1.0+

For further explanation of this code,
see page 9-27.

COST CODE

(CC COLUMN)

CODE	A	B	C	D	E	F	G	H	I	J	K	L	M	N	O
⌘ VALUE with +	.75¢	2¢	3.75¢	6¢	10¢	18¢	35¢	60¢	\$1	\$2	\$3.75	\$6	\$10	\$18	\$35+
⌘ VALUE no suffix	.5¢	1.5¢	3¢	5¢	8¢	15¢	25¢	50¢	75¢	\$1.50	\$3	\$5	\$8	\$15	\$25
⌘ VALUE with -	.2¢	1.25¢	2.5¢	4.25¢	7¢	13¢	22¢	40¢	65¢	\$1.25	\$2.50	\$4.25	\$7	\$13	\$22

NOTE: Costs may vary from order to order due to order quantities, vendor, etc.

TRANSISTORS (CONT)

SMALL SIGNAL, SILICON (IN TOTAL F_t ORDER)

SINGLE(PNP)

F _t MIN MHZ	V _{ce} /I _c (V)(mA)	h _{FE} MIN/MAX	V _{ce} /I _c (V)(mA)	BREAKDOWN VOLTS			C _{cb} pF	V _{ce} (SAT) Volts	I _c mA (MAX)	PWR AMB (W)	(°C/MW)		† CASE STYLE	JEDEC OR VENDOR NO.	PART NUMBER	** ND	†† CC	‡‡ RC	COMMENTS
				V _{ceo}	V _{cbo}	V _{ebo}					θ _{JA}	θ _{JC}							
15	10/10	30/120	10/50	300	350	6.	15.	2V/50	1A	1.000	.175	.035	T0-39	2N5416	151-0385-00	N	I	3F	Use 151-0280-00
30	10/1	40	10/10	175	175	6.	4.	500/10	500	.625	.200	.125	T0-92	MPSA93	151-0228-00	A	F+	4F	
30	10/10	50	5/5	250	250	4.	20.	5V/10	500	1.000	.175	.035	T0-39	2N4931	151-0280-00	A	I	4G	
40	5/.5	250/800	5/1	50	50	3.	4.	300/10	50	.625	.200	.125	T0-92	2N5087	151-0276-00	A	E-	5A	
40	5/.5	250/800	5/1	50	50	3.	4.	300/10	50	.625	.200	.125	T0-92	2N5087	151-0276-01	A	E-	5A	
40	5/.5	100/550	5/1	60	60	5.	6.	250/10	100	.625	.200	.125	T0-92	2N5086	151-0342-00	A	D+	5E	LOW NOISE AMP Comp to 151-0750-00 2dB NF
40	20/10	40	10/10	400	400	5.	6.	800/20	500	.625	.200	.125	T0-92	MPSA92	151-0749-00	A	H+	4F	
50	5/.5	250/700	5/1	25	40	5.	6.	250/10	50	.625	.200	.125	T0-92	2N4250	151-0219-00	A	D+	5E	
50	10/50	60	1/100	40	50	5.	30.	500/1A	2A	.750	.167	.050	T0-92+	92PU51A	151-0622-00	A	F-	4F	
50	20/10	40	10/10	300	300	5.	6.	800/20	500	.625	.200	.125	T0-92	MPSA92	151-0443-00	A	F	5F	
50	20/10	40	10/10	300	300	5.	6.	800/20	500	.625	.200	.125	T0-92	MPSA92	151-0443-03	A	H-	4G	Taped & Reeled
60	10/50	40	10/150	75	90	7.	30.	650/150	1A	1.000	.175	.035	T0-39	2N4036S	151-0208-00	A	H-	4E	
60	10/50	40/140	10/150	75	90	7.	30.	650/150	1A	1.000	.175	.035	T0-39	2N4036S	151-0208-02	A	H-	4E	
100	2/10	50	1/10	60	60	4.	4.	250/100	500	.625	.200	.125	T0-92	MPSA55	151-0646-00	A	F-	5D	
100	5/10	20K	5/100	30	30	8.	4.	1.5V/100	300	.625	.200	.125	T0-92	MPSA65	151-0435-00	A	F-	5D	
100	5/50	60/300	5/50	25	40	5.	12.	250/50	200	.625	.200	.125	T0-92	MPS3702	151-0641-00	A	E+	1J	Taped & Reeled
100	5/50	100/300	5/50	25	40	5.	12.	250/50	200	.625	.200	.125	T0-92	A5T2907	151-0164-00	A	I-	5C	
100	5/50	100/300	5/50	25	40	5.	12.	250/50	200	.625	.200	.125	T0-92	A5T2907	151-0164-01	A	I-	5C	
100	10/10	50/250	5/10	150	150	5.	6.	250/50	600	1.000	.175	.035	T0-39	2N5401	151-0406-00	A	H+	5F	
100	10/10	60/240	5/10	150	160	5.	6.	250/50	600	.625	.200	.125	T0-92	2N5401	151-0350-00	A	E+	5E	
100	10/10	60/240	5/10	150	160	5.	6.	250/50	600	.625	.200	.125	T0-92	2N5401	151-0350-03	A	H	4F	Taped & Reeled rb'Cc<100 ps
100	10/50	50	10/150	40	60	5.	15.	1.4V/150	700	1.000	.175	.035	T0-39	2N4890	151-0235-00	A	H	4F	
100	10/50	50/250	10/150	40	60	5.	15.	1.4V/150	700	1.000	.175	.035	T0-39	2N4890S	151-0389-00	A	H	4F	
150	5/2	200	1/1	80	80	5.	5.	100	100	.625	.200	.125	T0-92	2N5086	151-0453-00	A	E-	5E	
150	5/2	200	1/1	80	80	5.	5.	100	100	.625	.200	.125	T0-92	2N5086	150-0453-01	A	E-	5E	
150	10/20	40	10/10	120	120	4.5	6.	350/10	100	1.000	.175	.035	T0-39	2N3495	151-0214-00	N	H	3H	rb'Cc<30ps, Taped & Reeled Use 151-0342-00
150	10/20	40	10/10	150	150	3.5	6.	600/10	300	1.000	.175	.035	T0-39	2N3495	151-0270-00	A	H	5F	
170	10/2	300/600	10/2	25	25	4.	3.5	500/25	100	.625	.200	.125	T0-92	MPS6523	151-0216-00	A	E-	5C	
170	10/2	300/600	10/2	25	25	4.	3.5	500/25	100	.625	.200	.125	T0-92	MPS6523	151-0216-04	A	E-	5C	
200	5/2	300	1/2	60	60	5.	4.	100	100	.625	.200	.125	T0-92	2N5087	151-0410-00	N	E-	5D	
200	20/50	100/300	10/10	60	60	5.	8.	400/150	600	1.000	.175	.035	T0-39	2N2905A	151-0134-00	A	G-	5F	4dB NF Taped & Reeled
200	20/50	100/300	10/10	60	60	5.	8.	400/50	600	.350	.500	.150	T0-18	2N2907A	151-0301-00	A	F	5E	
250	20/10	100/300	1/10	40	40	5.	4.5	400/50	200	.625	.200	.125	T0-92	2N3906	151-0188-00	A	D+	6D	
250	20/10	100/300	1/10	40	40	5.	4.5	400/50	200	.625	.200	.125	T0-92	2N3906	151-0188-05	A	F-	6D	
250	20/10	80/300	1/1	40	40	5.	4.5	400/50	200	.350	.357	.125	T0-236	MMBT3906	151-0700-00	A	F-	6D	
300	20/10	35/240	1/1	40	60	5.	4.	700/100	200	.350	.500	.150	T0-18	2N3251	151-0133-00	A	G	3G	6dB NF
300	20/10	55/240	1/1	40	60	5.	4.	700/100	200	.350	.500	.150	T0-18	2N3251	151-0289-00	A	I-	4C	
300	20/10	90/300	1/1	40	50	5.	6.	500/50	200	.350	.500	.150	T0-18	2N3251	151-0459-00	A	G-	4C	
400	20/10	70	10/1.5	80	80	4.	1.	250/10	100	.625	.200	.125	T0-92	MPSH55	151-0640-00	A	F-	5D	
500	5/10	30/120	.3/10	12	12	4.	3.5	200/10	80	.625	.200	.125	T0-92	MPS3640	151-0199-00	A	E	5D	
500	5/10	30/120	.3/10	12	12	4.	3.5	200/10	80	.625	.200	.125	T0-92	MPS3640	151-0199-05	A	K	4H	Taped & Reeled Use 151-0434-00 6dB NF rb'Cc<50ps rb'Cc<30ps Use 151-0434-00
500	15/50	25	5/50	40	60	4.	4.	400	1.000	.175	.035	.035	T0-39	2N5160	151-0285-00	A	L+	4H	
600	4/20	40	4/20	12	15	4.	2.5	300/10	50	.200	.877	.585	T0-72A	2N4260	151-0167-00	N	E	6E	
600	20/10	100/300	1/10	40	40	5.	4.5	300/50	200	.625	.200	.125	T0-92	2N3906	151-0220-00	N	E	5D	
600	20/10	100/300	1/10	40	40	5.	4.5	300/50	200	.625	.200	.125	T0-92	2N3906	151-0220-03	A	E-	5D	
600	10/5	60	10/5	20	20	3.	.85	500/5	50	.350	.357	.125	T0-236	MMBT3906	151-0663-00	A	G	5D	Use 151-0434-00
650	2/7	25	2/7	12	15	4.	2.3	300/10	50	.200	.877	.585	T0-72A	2N4260	151-0142-00	N	J+	4H	
700	10/10	30	.3/10	12	12	4.5	3.	150/10	50	.625	.200	.125	T0-92	PN4258	151-0327-00	A	G-	5D	
700	10/10	30	.3/10	12	12	4.5	3.	150/10	50	.350	.500	.150	T0-18	PN4258	151-0458-00	A	G+	5D	
700	10/10	60	.3/10	12	12	4.5	3.	150/10	50	.625	.200	.125	T0-92	PN4258	151-0325-00	N	F+	5E	
750	4/5	60/300	1/20	25	25	3.	.85	500/5	60	.625	.200	.125	T0-92	MPSH81	151-0719-00	A	F	3H	rb'Cc<10ps Taped & Reeled Taped & Reeled Use 151-0712-00
800	10/10	60/300	1/5	15	20	3.	.85	500/5	60	.625	.200	.125	T0-92B	MPSH81	151-0712-00	A	F	6B	
800	10/10	60/300	1/5	15	20	3.	.85	500/5	60	.625	.200	.125	T0-92B	MPSH81	151-0712-02	A	F	6B	
900	10/10	30/120	.3/10	12	12	4.5	3.	150/10	50	.625	.200	.125	T0-92	PN4258	151-0221-00	P	E-	6D	
900	10/10	30/120	.3/10	12	12	4.5	3.	150/10	50	.625	.200	.125	T0-92	PN4258	151-0221-08	A	F	6D	
1000	2/5	80	1/20	20	20	3.	.85	500/5	50	.625	.200	.125	T0-92B	MMSH81	151-0438-00	N	G	5D	rb'Cc<10ps rb'Cc<50ps Taped & Reeled Use 151-0712-00
1200	5/150	30	5/25	35	35	3.5	5.	350/10	500	1.000	.175	.035	T0-39	2N5583	151-0450-00	A	J	4F	
1500	10/10	20/150	1/10	11.5	15	4.	2.5	350/10	100	.625	.200	.125	T0-92	A5T4260	151-0369-00	A	I	5B	
1500	10/10	20/150	1/10	11.5	15	4.	2.5	350/10	100	.625	.200	.125	T0-92	A5T4260	151-0369-03	A	I	5B	
1600	10/10	30/150	1/10	12	15	3.	2.5	350/10</											

TRANSISTORS (CONT)

SMALL SIGNAL, SILICON (IN TOTAL F_t ORDER)

DUAL(PNP)

F_t MIN MHz	V_{ce}/I_c (V)(mA)	h_{FE} MIN/MAX	V_{ce}/I_c (V)(mA)	BREAKDOWN VOLTS			C_{cb} pF	V_{ce} (SAT) mV/mA	I_c mA (MAX)	PWR AMB (W)	$(^{\circ}C/MW)$ θ_{JA}	† CASE STYLE	JEDEC OR VENDOR NO.	PART NUMBER	** ND	CC	†† RC	COMMENTS
				V_{ceo}	V_{cbo}	V_{ebo}												
100	5/1	40	5/5	25	25	6.	3.	900/5		.500	.349	T0-78	ITS1200	151-0354-00	A	I+	5F	MONOLITHIC
100	5/1	150	5/1	60	60	5.	4.	250/1		.500	.349	T0-78	2N3808	151-0178-00	A	K+		
100	5/1	150	5/1	45	45	5.	6.	250/1	50	.500	.349	T0-78	2N3808	151-0261-00	A	I+	4E	
100	5/1	150	5/1	45	45	5.	6.	250/1	50	.500	.349	T0-78	2N3808	151-0261-01	A	J-	4E	1.5dB NF 1K
200	20/50	135	5/1	45	45	5.	8.	250/50		.500	.349	T0-78	2N2907	151-0307-00	A	K		
400	5/10	30	5/10	10	10	4.5	3.	400/10	50	.500	.349	T0-78	2N4258	151-0467-00	N	K-		
2000	10/15	30/120	1/10	15	15	4.5	2.5	1/30		.500	.349	T0-78	2N4261	151-0272-00	A	L-	3E	

†† RELIABILITY CODES

USAGE/YR	CODE	FAILURE FREQ	CODE	%/YR (median)
≥10	1	1/100 000	A	.001
≥100	2	1/50 000	B	.002
≥1 000	3	1/20 000	C	.005
≥10 000	4	1/10 000	D	.01
≥100 000	5	1/5 000	E	.02
≥1 000 000	6	1/2 000	F	.05
≥10 000 000	7	1/1 000	G	.1
		1/500	H	.2
		1/200	I	.5
		1/100	J	1.0+

For further explanation of this code, see page 9-27.

COST CODE (CC COLUMN)

CODE	A	B	C	D	E	F	G	H	I	J	K	L	M	N	O
⌘ VALUE with +	.75¢	2¢	3.75¢	6¢	10¢	18¢	35¢	60¢	\$1	\$2	\$3.75	\$6	\$10	\$18	\$35+
⌘ VALUE no suffix	.5¢	1.5¢	3¢	5¢	8¢	15¢	25¢	50¢	75¢	\$1.50	\$3	\$5	\$8	\$15	\$25
⌘ VALUE with -	.2¢	1.25¢	2.5¢	4.25¢	7¢	13¢	22¢	40¢	65¢	\$1.25	\$2.50	\$4.25	\$7	\$13	\$22

NOTE: Costs may vary from order to order due to order quantities, vendor, etc.

TRANSISTORS (CONT)

SMALL SIGNAL, SILICON (FOR REFERENCE ONLY)

DO NOT USE IN NEW DESIGN

PART NUMBER	JEDEC OR VENDOR NO.	SS ST	OTHER	CASE STYLE	F _t		C _{ob} @ V _r		h _{FE}	V _{CE} & I _C	BREAKDOWN VOLTS			I _C (MAX) AMPS	PWR AMB (W)
					MIN	@ I _C	C _{cb}	V			cbo	ceo	ebo		
151-0003-00	2N407	NP	PNP Germanium	T0-40					65	1	20	18	2.5	.070	.150
151-0004-00	2N214	EN	NPN Germanium	T0-22	.010	.001	28		50	1.5	40	25	10	.100	.180
151-0005-00	2N212	NP	NPN Germanium	T0-22	4.	.001	15	6	10	6	18	18	5	.050	.050
151-0007-00	2N270	NP	PNP Germanium	T0-7	.100				50	1	25	cex 25	12	.150	.250
151-0008-00	2N544	NP	PNP Germanium	T0-33	30		3		97	12	24		1	.010	.080
151-0010-00	2N404	NP	PNP Germanium	T0-5	4	.001	20	6	24	.2	25	cex 24	12	.100	.150
151-0011-00	CT1200	NP	NPN Germanium	T0-9	1		11		35	5	90		20	.120	.120
151-0015-00	2N1516	NP	PNP Germanium	T0-7	70	.001	3	6	20	6	20	cer 32	.5	.010	.083
151-0016-00	2N3137 Fmly	DL	NPN Germanium	T0-9	3	.001	20	10	20	.2	25	cev 24	20	.200	.120
151-0017-00	2N373	DL	PNP Germanium	T0-7	30	.001	1.9	6	60	12	25		.5	.010	.080
151-0019-00	2N591	NP	PNP Germanium	T0-1	.700	.002			70	12	.002	cex 32		.020	.050
151-0020-00	2N447A	NP	NPN Germanium	T0-5	9		16		125	4.5	.001		10	.150	.150
151-0021-00	2N597	NP	PNP Germanium	T0-9	3	.003	20		40	1	.100	ces 40	45	.500	.250
151-0022-00	2N599	DL	PNP Germanium	T0-9	10	.003	20	10	70	1	.200	ces 20	20	.500	.250
151-0023-00	2N499	DL	PNP Germanium	T0-1	120	.002	2.5	10			30	18	.5	.050	.030
151-0024-00	2N588	DL	PNP Germanium	T0-1	100	.003					15	ces 15	.5	.050	.030
151-0025-00	2N2375	NP	PNP Germanium	T0-25	.400	.010	140		35	105	.6	ces 40		.150	.250
151-0026-00	2N1102	NP	NPN Germanium	T0-22	.101	.001			30	60	1.5	25	10	.100	.180
151-0027-00	2N700 Fmly	LS	PNP Germanium	T0-17	500	.002	1.5	6	15	30	.005	cbs 25	20	.050	.075
151-0028-00	2N204	EN	PNP Germanium		1.2		40		80	5	.001	36	12	.100	.100
151-0029-00	2N478	NP	NPN Silicon	T0-5	8	.001	20	6	40	100	6	15	2	.200	.200
151-0030-00	2N647	NP	NPN Germanium	T0-1	2	.002			50	150	1	25	12	.050	.100
151-0031-00	2N1517	CS	PNP Germanium	T0-7	70	.001	6		20		.001	cer 32	.5	.010	.083
151-0032-00	2N695 Fmly	NP	PNP Germanium	T0-17	250	.002	5	6	25	.3	.010	15	3	.050	.075
151-0033-00	2N169A	OB	NPN Germanium	OV-5	9	.001	6	5	34	200	1	cer 25	5	.025	.075
151-0035-00	2N1592	OB	NPN Silicon	T0-5	7	.001			70	210	5			.025	.150
151-0036-00	2N601	OB	PNP Germanium	T0-31	10	.003	20	10	100	1	.100		20	.500	
151-0037-00	2N675	NP	PNP Germanium	T0-26	.700				100	1.5	.75	75	70	2.	1.
151-0038-00	2N636	OB	NPN Germanium	T0-9	15	.001	20		100	1	.010	cer 15	25	.300	.150
151-0039-00	2N1381	CR	PNP Germanium	T0-5	2	.001			27	330	.050	cer 25	15	.200	
151-0040-00	2N1302	CS	NPN Germanium	T0-5	3	.001	20	5	20	1	.010	25	25	.300	.150
151-0041-00	2N1303	LR	PNP Germanium	T0-5	3	.001	20	5	20	1	.010	30	25	.300	.150
151-0042-00	2N1378	LR	PNP Germanium	T0-5	3	.001			95	300	.050	12	7	.200	.250
151-0044-00	2N705	CS	PNP Germanium	T0-18	300	.010	5	10	25	.3	.010	ces 15	3.5	.050	.150
151-0045-00	2N16375	CS	PNP Germanium	T0-7	45	.001	2.9		80	12	.001	34	1.5	.010	.080
151-0047-00	2N1631	OB	PNP Germanium	T0-40	45	.001	3.1	6	80	12	.001	34	.5	.010	.080
151-0048-00	2N1632	OB	PNP Germanium	T0-1	45	.001	3.1	6	40	170	.001	34	.5	.010	.080
151-0049-00	2N636	NP	PNP Germanium	T0-9	17		12		35	.750	.200	15	15	.300	.150
151-0050-00	2N1478	DL	PNP Germanium	T0-9	3	.003	20	10	40	1	.100	ces 20	20	.500	.250
151-0051-00	2N394	NP	PNP Germanium	T0-5	4	.001	20	5	20	1	.010	10	20	.200	.150
151-0052-00	2N636	NP	PNP Germanium	T0-9	17		12		35	.750	.200	15	15	.300	.150
151-0053-00	2N469A	OB	PNP Germanium	X-46	1	.001	30	5			20	cer 15	10	.050	.050
151-0054-00	2N1754 Fmly	LR	PNP Germanium	T0-9	75		3	6	50	.250	.010	20	2	.100	.050
151-0055-00	2N398A	CS	PNP Germanium	T0-5	1	.001			20	.350	.005	ces 105	50	.200	.150
151-0056-00	T1483	OB	NPN Silicon (AS)	T0-5	.400	.050	35	10	20	10	.150	20	5	.500	.600
151-0058-00	RT5204	CR	NPN Silicon (AS)	T0-5	40	.050	25	10	40	120	.010	cer 30	5	.600	.600
151-0059-00	S3430	NP	NPN Silicon (HV)	T0-5	60		8	10	3	10	.002	cer 120	.6	.040	.750
151-0061-00	SS2590	DL	PNP Germanium	T0-18	280	.010	4	3	20	.5	.010	8	2	.050	.050
151-0062-00	GA1392	NP	NPN Germanium	T0-5	70	.010			30	10	.010	ces 60	3	.050	.150
151-0063-00	2N2207	NP	PNP Germanium	T0-7	125	.010	2.3	6	36	370	.010	70	.5	.050	.200

TRANSISTOR GROUPS

SS Saturated Switches
 AS Amplifier Switch
 HB High Beta
 HV High Voltage
 HSA High Speed Amplifier
 VHF Very High Frequency
 MFLB Medium Frequency - Low Beta
 DAR Darlington
 DUAL Duals
 G Germanium

TRANSISTORS (CONT)

SMALL SIGNAL, SILICON (FOR REFERENCE ONLY)

DO NOT USE IN NEW DESIGN

PART NUMBER	JEDEC OR VENDOR NO.	SS ST	OTHER	CASE STYLE	F _t		C _{ob} @ V _r		h _{FE} @ V _{CE} & I _c				BREAKDOWN VOLTS			I _c (MAX) AMPS	PWR AMB (W)
					MIN	@ I _c	C _{cb}	V	MIN	MAX	V	A	cbo	ceo	ebo		
151-0064-00	2N650	NP	PNP Germanium	T0-5	.750	.001	25	6	33		1	.010	45	cer 30	30	.500	.200
151-0065-00	2N1991	OB	PNP Silicon (AS)	T0-5	40	.050	45	10	15		10	.030	30	20	5	.600	.600
151-0067-00	2N1143	NP	PNP Germanium	T0-5	250	.010	1.5	10	10		10	.010	25		.5	.100	.300
151-0068-00	2N636A	NP	PNP Germanium	T0-9	17		12		35		.750	.200	20	15	15	.300	.150
151-0069-00	2N1304 Fmly	CS	NPN Silicon (AS)	T0-5	5	.001	20	5	40	200	1	.010	25	25	25	.300	.150
151-0070-00	2N1377	NP	PNP Germanium	T0-5	2	.001			67	165	1	.050	45	45	25	.200	.250
151-0071-00	2N1305	LR	PNP Germanium	T0-5	5	.001	20	5	40	200	1	.010	30	cex 20	25	.300	.150
151-0072-00	2N1308 Fmly	LS	NPN Silicon (AS)	T0-5	10	.001	20	5	80		1	.010	25	25	25	.300	.150
151-0073-00	T1943	NP	PNP Germanium	T0-9	6.8	.003	20	10	150	450	1	.100	35	ces 30	35	.500	.250
151-0074-00	2N336	DL	NPN Silicon (AS)	T0-5	2	.001	30	5	76	333	5	.001	45	25	1	.025	.150
151-0075-00	2N769	NP	PNP Germanium	T0-18	100	.020	3	5	25		.5	.020	12	7	2	.100	.035
151-0076-00	2N2048	CS	PNP Germanium	T0-9	150	.006	3	6	50	300	.5	.010	20	15	2	.100	.150
151-0077-00	2N797	NP	NPN Germanium	T0-18	500	.010	4	5	20	150	.350	.010	15	12	12	.100	.300
151-0078-00	2N1997	OB	PNP Germanium	T0-5	3	.003	20	5	40	200	1	.100	45	cex 40	45	.500	.250
151-0080-00	2N706	CR	NPN Silicon (AS)	T0-18	200	.010	6		20		1	.010	25	20	3	.200	.300
151-0081-00	2N1749	NP	PNP Germanium	T0-9													
151-0083-00	2N964	LR	PNP Silicon	T0-18													
151-0084-00	2N1225	LS	PNP Germanium	T0-33													
151-0085-00	2N741 Fmly	CS	PNP Germanium	T0-18													
151-0086-00	2N955	NP	NPN Germanium	T0-18													
151-0087-00	2N2905	CR	PNP Silicon (AS)	T0-18	200	.050	8	10	100	300	10	.050	60	40	5		
151-0088-00	2N700	LS	PNP Germanium	T0-17													
151-0089-00	2N962	NP	PNP Germanium	T0-18	300	.020	4	10	20		.3	.010	12	7	1.2	.100	.150
151-0090-00	2N2218	NP	NPN Silicon (AS)	T0-5	250	.020	8	10	40	120	10	.150	60	30	5	.800	.800
151-0091-00	2N1226	OB	PNP Germanium	T0-33	30	.0015	3	12	20	175	12	.0015	60	cex 60	.5	.010	.120
151-0092-00	2N711A	DL	PNP Germanium	T0-18	150	.010	6	5	25	150	.5	.010	15	7	1.5	.001	.150
151-0093-00	2N2043	NP	PNP Germanium	T0-5	.750	.001	25	6	45	180	6	.001	105	105	75	.200	.200
151-0094-00	2N835	NP	NPN Silicon (AS)	T0-18	300	.010	4	10	20		1	.010	25	20	3	.200	.300
151-0095-00	NS1110	NP	NPN Silicon	T0-18									100	cex 100			.150
151-0097-00	2N955	NP	NPN Germanium	T0-18	1000	.020	6	5	30		.5	.030	12	cer 9	2	.100	.150
151-0098-00	T1484	OB	NPN Silicon (AS)	T0-5	40	.050	35	10	40	120	10	.150	40	20	5	.500	.600
151-0099-00	2N2219 Fmly	NP	NPN Silicon (HB)	T0-5	250	.020	8	10	100	300	10	.150	60	30	5	.800	.800
151-0100-00	2N2191	CS	PNP Germanium	T0-58	102	.0015	2.5	9	60	180	9	.0015	60	ces 60	2	.030	.125
151-0105-00	SM2335	OB															
151-0106-00	2N2375	OB	PNP Germanium	T0-5	9	.002	20	6	35	110	.6	.100	35	35	35	.500	.250
151-0107-00	2N967	LS	PNP Germanium	T0-18	300	.020	5	5	40		.3	.010	12	7	2	.100	.150
151-0115-00	2N1142	EN		T0-5	320	.010	1.4	10	10		10	.010	30		.7		
151-0116-00	2N1384	DL	PNP Germanium	T0-11	20	.010			20		.5	.200	30	30	1	.500	.240
151-0119-00	2N1131	NP	PNP Silicon (AS)	T0-5	50	.050	45	10	15		10	.005	50	35	5	.600	.600
151-0120-00	2N2475 Fmly	NP	NPN Silicon (MFLB)	T0-18	600	.020	3	5	30		.4	.020	30	8	2	.300	
151-0122-00	SZ50601	CS	PNP Silicon (AS)	T0-18	100	.010	9	10	10		1	.0001	30	20	5	.360	
151-0123-00	2N976	NP	PNP Germanium	T0-18	600	.007	3	5	30		.5	.020	15	10	2	.100	.100
151-0129-00	2N2207	DL	PNP Germanium	T0-7	140	.010	13	30	36	370	6	.010	50	50		.030	.200
151-0130-00	2N1195 Fmly	DL	PNP Germanium	T0-5	400	.010	1.5	10	10		10	.010	30		1	.040	.225
151-0131-00	2N964 Fmly	LR	PNP Germanium	T0-18	300	.020	4	10	40		.3	.010	15	15	2.5	.100	.150
151-0135-00	2N2635	NP	PNP Germanium	T0-18	150	.030	5	5	45	300	1	.050	30	15	2.5	.100	.150
151-0143-00	2N2996	DL	PNP Germanium	T0-72	400	.004	3	6	25		6	.004	15	10	.3	.050	.075
151-0144-00	2N1743	OB	PNP Germanium	T0-9	30	.001			10		10	.002	20	ces 20	.5	.050	.060
151-0145-00	2N1744	OB	PNP Germanium	T0-9	30	.001			10		10	.002	20	ces 20	.5	.050	.060
151-0146-00	2N1745	CS	PNP Germanium	T0-9	200	.001	1.5		10		10	.002	20	ces 20	.5	.050	.060
151-0147-00	2N1747	OB	PNP Germanium	T0-9	200	.001	1.8		10		6	.001	20	ces 20	.5	.050	.060
151-0151-00	2N929 Fmly	NP	NPN Silicon (AS)	T0-18	50	.001	8	5	100		10	.0005	60	40	5	.030	.300
151-0152-00	2N696	NP	NPN Silicon	T0-5	64		35		20		10	.150	60	cer 40	5	.600	.600
151-0153-00	2N2923 Fmly	OT	NPN Silicon (HB)	T0-98	120	.004	7	10	90	180	5	.002	18	18	5	.100	.200
151-0154-00	2N2924 Fmly	CS	NPN Silicon (HB)	T0-98	120	.005	7	10	150	300	5	.002	18	18	5	.100	.200
151-0155-00	2N2925 Fmly	CR	NPN Silicon (HB)	T0-98	120	.005	7	10	150	470	5	.002	18	18	5	.100	.200
151-0157-00	40232	OT	NPN Silicon (HB)	T0-104	60	.001	22	6	90	300	10	.002	18	18	5	.100	.500
151-0159-00	2N3605 Fmly	NP	NPN Silicon (SS)	T0-92	300	.010	6	10	30		1	.010	18	14	5	.200	.200
151-0160-00	2N3137 Fmly	LR	NPN Silicon (MFLB)	T0-39	700	.005	3.5						40	15	4		
151-0161-00	2N3284	CS	PNP Germanium	T0-72	250	.003	1.5	10	10	200	10	.003	25	ces 25	.5	.050	.100
151-0162-00	2N3324	LS	PNP Germanium	T0-18	200	.003	3	10	30	200	10	.003	35	ces 35	3	.100	.150
151-0166-00	2N2923	CS	NPN Silicon (HB)	T0-98	200	.005	12	10	115	180	5	.002	25		5	.100	.200
151-0171-00	C444	NP	NPN Silicon (MFLB)	T0-18	350		3		80		5	.005	50	35	3		.300

TRANSISTORS (CONT)

SMALL SIGNAL, SILICON (FOR REFERENCE ONLY)

DO NOT USE IN NEW DESIGN

PART NUMBER	JEDEC OR VENDOR NO.	SS ST	OTHER	CASE STYLE	F _t		C _{ob} @ V _r		h _{FE} @		V _{CE} & I _c		BREAKDOWN VOLTS			I _c (MAX) AMPS	PWR AMB (W)
					MIN	@ I _c	C _{cb}	V _r	MIN	MAX	V	A	cbo	ceo	ebo		
151-0173-00	2N3478	OT	NPN Silicon (MFLB)	T0-104	900	.002	2	8	25	150	8	.002	30	15	2	.050	.200
151-0174-00	2N3403	CR	NPN Silicon (HB)	T0-98	180	20mA			180		4.5	20mA	25	25	5	.500	.550
151-0175-00	2N3662	OT	NPN Silicon (MFLB)	T0-98	700	.005	1.7	10	20		10	.008	18	12	3	.025	.200
151-0177-00	2N916	CS	NPN Silicon (MFLB)	T0-18	300	.010	6	5	50	200	1	.010	45	25	5	.360	.360
151-0179-00	2N3877A	NP	NPN Silicon (AS)	T0-98	160	.010			20		4.5	.002	85	85	4	.050	.200
151-0180-00	40235	NP	NPN Silicon (HSA)	T0-104	1000	.003	.7	10	40	170	6	.001	45	cev 45	4.5	.050	.180
151-0181-00	40242	LR	NPN Silicon (HSA)	T0-104	900	.003	650	8	40	170	6	.001	35	cev 35	5	.050	.180
151-0182-00	2N1307	CS	PNP Germanium	T0-5	10	.001	20	5	60	300	1	.010	30	15	25	.300	.150
151-0184-00	SM7744	CS	NPN Silicon (AS)	T0-18	250	.001	2.5	10	50		1	.0001	60	60	5	.200	.200
151-0185-00	2N2929 Fmly	DL	PNP Germanium	T0-5	800	.010	2.5	10	20	100	10	.010	25	15	.75	.100	.300
151-0187-00	2N2207 Fmly	DL	PNP Germanium	T0-7	125		2.3		180		2	.010	70	50	.5	.050	.260
151-0189-00	2N3959 Fmly	NP		T0-18													
151-0194-00	2N3959	DL	NPN Silicon (HSA)	T0-92	1400	.010	2	4	40		2	.010	20	12	4.5		.310
151-0197-00	MPS3640	DL	PNP Silicon (MFLB)	T0-92	500	.010	3.5	5	30	120	.3	.010	12	12	4	.200	.200
151-0213-00	2N4251 Fmly	LR	NPN Silicon (HSA)	T0-46	1300	.010	2	10	100	300	5	.010	15	9	4.5	.150	.250
151-0215-00	2N4080 Fmly	DL	PNP Silicon (HSA)	T0-72	1000	.004	1.7	10	20		1	.003	20	15	3	.200	.200
151-0222-00	2N4251 Fmly	NP	NPN Silicon (HSA)	T0-46	1000	.080	2	10	100	300	5	.010	15	10	4.5	.150	.250
151-0231-00	2SC756	CS	NPN Silicon (HV)	T0-5	35	.050	60		50		2	.010	130	100	6	4.	
151-0237-00	SKA1060	DL	PNP Silicon (AS)	T0-92	250	.010	7	5	100	300	1	.010	40	40	5	.200	.300
151-0238-00	2N1302 Fmly	CS	NPN Germanium	T0-5	3	.001	20	5	20		1	.010	35	cer 25	25	.300	.100
151-0249-00	CS29015	NP	NPN Silicon (AS)		100	.001	6	1	100		1	.0001	40	35	7	.030	.150
151-0253-00	40327-17	CR	NPN Silicon (HV)	T0-5					40	250	10	20				1.	
151-0277-00	2N3933 Fmly	OT	NPN Silicon (MFLB)	T0-72	830				75				35		3	.500	
151-0284-00	2N1637	CS	PNP Germanium	T0-1	45	.001	2.9		80		12	.001	34		1.5	.010	.080
151-0310-02	2N2219A	DL	NPN Silicon (MFLB)	T0-5m	300	.020	8	10	50		10	.001	75	50	6	.800	.800
151-0320-00	MPS6518	CS	PNP Silicon (MFLB)	T0-92	420	.010	4	10	90		1	.010	30	30	4	.300	
151-0321-00		DL	NPN Silicon (AS)	T0-71	100	.001	6	1	100		1	.0001	50	50	6	.030	.200
151-0322-00	2N4890 Fmly	OT	PNP Silicon (AS)	T0-39	100	.050	15	10	25		2.5	.150	70	70	5	.700	1.
151-0328-00	GET2925	DL	NPN Silicon (AS)	X-55	120	.004	7	10	235	470	5	.002	25	25	5	.100	.300
151-0338-00	2N3553	CS	NPN Silicon (MFLB)	T0-39	350	.125	12	30		200	5	.125	65	20	4	1.	1.
151-0344-00	SMCM321	LR	NPN Silicon (AS)	μ-86	60	.0005	6	5	175		5	.0001	40	40	6	.050	.200
151-0345-00	SMT1501	NP	PNP Silicon (VHF)	μ-43	4000	.015	1.2	2	20		2	.015		10			.200
151-0348-00																	
151-0351-00	KDC5521	DL	NPN Silicon (HSA)	CHIP	1800	.010	.7	15	30		10	.008	30	12	2.5		
151-0381-00	2N2605	OB	PNP Silicon (AS)	T0-46	100		4		150		5	.001	60	45	6		.400
151-0382-00	2N3013	OB	NPN Silicon (MFLB)	T0-52	350		5		30	120	.4	.030	40	15	5	.200	.360
151-0383-00	2N3251A	OB	PNP Silicon (AS)	T0-18	300		6		100	300	1	.010	60	60	5	.200	.360
151-0384-00	2N3569	OB	NPN Silicon (AS)	T0-105	60		20		40		1	.150	80	40	5	.500	.300
151-0388-00	TIP30	OB		T0-18													
151-0392-00	SE4002	OB	NPN Silicon (HB)	R-124	60		4		400		5	.001	30	25	6		.200
151-0393-00	2N3646	NP	NPN Silicon (MFLB)	R-110	350		5		30		.4	.030	40	15	5	.200	.200
151-0395-00	2N5139	OB	PNP Silicon (MFLB)	T0-106	300		5		40		10	.001	20	20	5	.100	.200
151-0396-00	2N4916	OB	PNP Silicon (MFLB)	R-124	400		4.5		60		1	.001	30	30	5	.100	.200
151-0397-00	2N3638	OB	PNP Silicon (AS)	R-110A	100		20		25		10	.010	25	25	4	.500	.300
151-0398-00	2N3829	OB	PNP Silicon (MFLB)	T0-52	350		6		30		.4	.030	35	35	5	.200	.360
151-0408-00	D075A	NP	Tek Md Silicon	CHIP					40		4	.120	50	50			
151-0409-00	D078B	NP	Tek Md Silicon	CHIP			.8	6	50		5	.025	15	8			
151-0416-00	D103	NP	NPN Silicon (VHF)		2000				40		4	.035		10			
151-0417-00	S21766	LS	PNP Silicon (AS)	T0-106	400	.010	4.5	5	80		1	.001	40	40	5	.100	.200
151-0430-00	D102	NP	Tek Md Silicon	CHIP					40		5	.150	32	32			
151-0431-00	SKA1103	NP	PNP Silicon (HSA)	μ-43N	1500	.005	3	3	40	150	2	.010	15	12	4.5	.050	
151-0452-00	TRC0129 Fmly	LR	NPN Silicon (MFLB)	T0-72	500	.010	.3		70		5	.010	55	45	4.	.050	
151-0474-00	MRF511	NP	NPN Silicon (HSA)	MRF511	1500	.080	3.2	20	25	200	10	.080	35	25	3.5		
151-0605-00	SMX-5032	DL	NPN Silicon (HSA)	Die Fm													
151-0626-00	NE021073	NP	NPN Silicon (VHF)														
151-0638-00	2N3854A	CS	NPN Silicon	T0-92													
151-0653-00	2N6534	DL	PNP Silicon (AS)	T0-18	20				100		3	8		80	5	1.	
151-0655-00	2N3725	CR	NPN Silicon (AS)	T0-39	250	.050	10	10	60	150	1	100	80	50	6		
151-0664-00	MPS3640	DL	PNP Silicon (SS)	T0-236	500	.010	3.5	5	30	120	.3	10	12	12	4		
151-0682-00		DL	PNP Silicon (MFLB)														
151-0705-00	2N918	DL	NPN Silicon (MFLB)	T0-236	600	.040	1.7	10	20		1	3	30	15	3	.050	

TRANSISTOR GROUPS

SS	Saturated Switches	VHF	Very High Frequency
AS	Amplifier Switch	MFLB	Medium Frequency - Low Beta
HB	High Beta	DAR	Darlington
HV	High Voltage	DUAL	Duals
HSA	High Speed Amplifier	G	Germanium

TRANSISTORS (CONT)

POWER, SILICON (NPN - PNP)

											NPN				PNP				
I _C (A) MAX	BV _{ceo} BV _{cbo} † (V)	PWR @ T _j = 25°C W	h _{FE} @ (++DARLINGTON)	I _C (A)	V _{CE} (sat)	f _t MIN (MHz)	°C/W		Δ SOA	+ CASE STYLE	JEDEC OR MFR. NO.	** ND	PART NUMBER	CC ++ RC	JEDEC OR MFG. NO.	** ND	PART NUMBER	CC ++ RC	
							θ _{JA}	θ _{JC}											
.5	45.	6.	40k++	.2	1.5	75.		20.	4	T0-202A	D40C5 Fmly	A	151-0331-00	G 4I					
.5	300.	20.	30	.05		10.		6.25	3	T0-126	MJE340 Fmly	A	151-0311-01	K-	MJE350	A	151-0698-00	H+	
.5	300.	10.	40	.03	.75	20.	62.5	12.5	4	T0-202A					MDS60 Fmly	A	151-0612-00	H-	
.5	300.	10.	40	.03	1.5	45.	62.5	12.5	4	T0-202A	2N6558	A	151-0615-00	G 4G					
.5	350.	10.	25	.001	1.8	45.	62.5	12.5	4	T0-202	2N6559	A	151-0693-00	G+	MDS60 Fmly	A	151-0694-00	H+	
.5	425.	20.8	20	.005		10.		6.	3	T0-126	MJE340 Fmly	A	151-0613-00	H+					
1.	45.	6.25	50	.1	.5	75.	75.	20.	4	T0-202A					D41E Fmly	A	151-0440-00	G+	
1.	100.	30.	40	.2	.7	3.	62.5	4.17	2	T0-220	TIP29C	A	151-0464-00	G 4F	TIP30C	A	151-0462-00	G+	
1.	120.	10.	40	.01	.8	50.	62.5	12.5	4	T0-202A	2N6591	A	151-0728-00	F+					
1.	250.	40.	30	.3	1.	10.	62.5	3.12	3	T0-220	TIP47	A	151-0497-00	G+	4H				
1.	350.	20.	20	.1	.9	15.	70.	5.	3	T0-66	2N3585 Fmly	A	151-0241-00	I+	3H				
1.	400.	40.	30	.3	1.	10.	62.5	3.12	3	T0-220	TIP50/2SC2333	A	151-0423-00	I 5H					
1.5	50.	10.	10k++	.2	1.5	75.	100.	12.6	4	T0-202A	D40K2	A	151-0496-00	G 4G					
1.5	250.	25.	30	.005	1.	60.	83.3	5.	2	T0-220	2SC2336BR	A	151-0697-00	I+					
1.5	400.	40.	5	1.	.3	5.	88.	3.12	3	77-03	MJE13003 Fmly	A	151-0634-00*	I 3I	2SA1006BR	A	151-0696-00	J-	
2.	40.	10.	15k++	.5	1.5	100.	125.	12.5	4	X-81	MPSU45	A	151-0390-00	G 5F					
2.	40.	10.	15k++	.5	1.5	50.	125.	12.5	4	X-81					MPSU95	A	151-0391-00	H-	
2.	80.	8.	10	1.	1.	230.	75.	15.6	4	T0-202A	D40E7	A	151-0439-00	G+	4F	D41E7	A	151-0463-00	H+
2.	300.	35.	25	1.	1.	15.	70.	5.	3	T0-66	2N3584 Fmly	A	151-0316-00	I+	2H				
2.	300.+	35.	25	1.	1.	15.	70.	5.	3	T0-66	2N3584 Fmly	N	151-0210-00	I 4F					
2.	300.	35.	30	.75	1.	15.	70.	5.	3	T0-66	2N4240	A	151-0251-00	I+	4G				
2.	350.	30.	40	.05	1.	20.	60.	4.	4	T0-220	D44T4 Fmly	A	151-0358-00	H+	4G				
2.5	1500.+	75.	5	.02	1.5	4.	60.	1.67	3	T0-3	MJ12002 Fmly	A	151-0346-00	J+					
3.	60.	12.	20	1.	1.5	50.	60.	10.	4	T0-202B	D42C9	A	151-0365-00	G+	4F				
3.	60.	12.5	20	1.	.5	40.	60.	10.	4	T0-202B					D43C8	A	151-0364-00	H+	
3.	60.	30.	500	.5	1.	15.		4.167	3	T0-220	2SC1983	A	151-0671-00	J					
3.	60.	40.	25	1.	1.2	3.	62.5	3.125	2	T0-220	TIP31A	A	151-0478-00	G 4H					
3.	75.	25.	25	1.	1.	3.		5.	2	T0-126	MJE520 Fmly	A	151-0334-00	G+	4F	MJE370 Fmly	A	151-0335-00	G
3.	100.	40.	25	1.	1.2	3.	62.5	3.125	2	T0-220	TIP31C	A	151-0476-00	G 4E	TIP32C	A	151-0482-00	G	
3.	140.	25.	25	.5	1.	.4		7.	1	T0-66	2N3441 Fmly	N	151-0149-00	I- 4C					
3.	300.	20.	40	.1	2.5	15.		7.5	3	T0-66	2N3739	N	151-0201-00	I-					
3.	300.	100.	30	.3	1.5	2.5	36.7	1.25	3	T0-218	TIP5?	A	151-0623-00	J-	4G				
3.	700.	100.	15	.2	1.5	1.5	35.7	1.25	3	T0-3	DTS721 Fmly	A	151-0468-00	J+	3H				
3.5	300.+	100.	30	1.	.8	2.5		.75	3	T0-3	DTS411 Fmly	A	151-0256-00	J 4H					
3.5	400.	100.	30	1.	.5	4.		.75	3	T0-3	2N3902 Fmly	N	151-0266-00	J+					
3.5	400.	100.	30	1.	5.	4.		1.	3	T0-3	DTS402 Fmly	N	151-0314-00	J+	3H				
4.	40.	25.	25	1.5	1.5	.5	75.	7.	1	T0-66	40250 Fmly	N	151-0148-00	H 4F					
4.	40.	40.	40	1.	.3	2.	83.3	3.12	2	T0-126	MJE521 Fmly	A	151-0323-00	H-	4F	MJE371	A	151-0324-00	H-
4.	45.	27.	40	.2	.5	40.	75.	4.2	4	T0-220					D45C6 Fmly	A	151-0366-00	I-	
4.	45.	30.	40	.2	.5	50.	75.	4.2	4	T0-220	D44C6 Fmly	A	151-0352-00*	H-	4G				
4.	50.	25.	25	1.5	1.5				1	T0-66	40250V1	N	151-0217-00	H 1J					
4.	60.	15.	40	.2	2.5	50.	83.4	8.34	4	T0-126	MJE224	A	151-0466-00	G+	4E	MJE234	A	151-0465-00	H-
4.	60.	30.	40	.2	.5	50.	75.	4.2	4	T0-220	D44C9	A	151-0473-00	H 3J					
4.	60.	30.	100	.2	.5	50.	75.	4.2	4	T0-220	D44C8	A	151-0743-00	I					
4.	60.	40.	1k++	1.	1.8	1.	83.3	3.125	2	T0-126	MJE800 Fmly	A	151-0405-00	G+	5F	MJE700 Fmly	A	151-0429-00	G
4.	70.	36.	30	.5	1.	.8	62.5	3.5	1	T0-220	2N5294 Fmly	A	151-0262-00	G+	3G				
4.	80.	20.	20	1.	2.5	10.		7.5	2	T0-66	2N3767 Fmly	A	151-0226-00	I 3F					
4.	80.	25.	30	.25	.6	4.			2	T0-66					2N3741	A	151-0227-00	H	
4.	140.	40.	35	1.	.5	20.	62.5	3.12	4	T0-220					FT417B	A	151-0647-00	I+	
4.	400.	75.	10	1.	1.	4.	62.5	1.67	3	T0-220	MJE13005	A	151-0678-00	I+	4H				
5.	60.	30.	40	2.	1.5	70.		3.3	4	T0-3	2N4111	N	151-0239-00	K-	3E				
5.	60.	70.	750++	4.	2.8	1.		1.8	2	T0-127	MJE1101	A	151-0425-00	H+	2I				
5.	100.	70.	750++	3.	2.5	1.		1.79	2	T0-127	MJE1102	A	151-0415-00	I-	4G	MJE1092	A	151-0414-00	I+
5.	225.	100.	20	2.	2.5	5.		1.75	2	T0-3	2N5239	A	151-0315-00	J+	3F				
5.	625.+	110.		1.25	5.			1.75	3	T0-3	2N6308 Fmly	A	151-0368-00	J+	4H				
5.	800.	80.	7.5	1.	2.			1.25	3	T0-220	MJE8503		151-0707-00						
5.	1500.+	50.	5	.01	1.	1.		2.5	3	T0-3	BU208/2SD348 Fmly	A	151-0449-00	K 4H					
5.	1500.+	100.			1.5	1.5		1.25	3	T0-3	MJ12004	A	151-0760-00						
5.	1600.+	100.			1.5	1.5		1.25	3	T0-3	MJ12004 Fmly	N	151-0747-00	L 3H					
6.	100.	150.	25	3.	1.	1.		1.17	2	T0-3	2N5758	A	151-0485-00	I-	3G	2N6227	A	151-0419-00	I-
6.	120.	150.	20	3.	1.	1.		1.17	3	T0-3									
8.				3.				1.56	3	T0-3									
8.	80.	75.	1000++	4.	4.	4.	57.	1.67	2	T0-220	MJ10011	A	151-0759-00	H-	4F				
8.	400.	80.	8	2.	.7	4.	62.5	1.56	3	T0-220	2N6044	A	151-0656-00	J+	4I	2N6041	A	151-0657-00	H
10.	45.	50.	40	4.	.25	50.	75.	2.5	4	T0-220	D44H3 Fmly	A	151-0621-00	I 4D					
10.	60.	90.	25	3.		2.		1.39	2	T0-127	MJE2801 Fmly	A	151-0349-00	H 5G					
10.	60.	150.	50	1.	1.	4.		1.17	2	T0-3					MJE2901	A	151-0373-00	H+	
10.	60.	150.	1000++	5.	2.	1.		1.17	2	T0-3					2N3791	A	151-0644-00	I	
10.	80.		200	10.		12.			2	T0-3	DTS1010	A	151-0454-00	I-	MJ2500	A	151-0495-00	J-	

TRANSISTORS (CONT)

POWER, SILICON (NPN - PNP)

											NPN				PNP																				
I _C (A) MAX	BV _{ceo} BV _{cbo} (V)	PWR ± T _J = 25°C W	h _{FE} @ I _C (A) (++DARLINGTON)	V _{CE} (sat)	f _t MIN (MHz)	°C/W		Δ SOA	† CASE STYLE	JEDEC OR MFR. NO.	** ND	PART NUMBER	CC	†† RC	JEDEC OR MFG. NO.	** ND	PART NUMBER	CC	†† RC																
						θ _{JA}	θ _{JC}																												
10. 10. 10. 10. 10.	120. 80. 50. 80. 85.	50. 50. 150. 90.	15 60 60 30 25	8. 2. 2. 3. 3.	1. 1. 1. .8	50. 50. 4. 2.	75. 75.	1.46 2.5 2.5 1.17 1.39	1 4 4 2 2	TO-3 TO-220 TO-220 TO-3 TO-127	2N4348 Fmly D44H11 D44H11 Fmly 2N3716 MJE2801 Fmly	N A A A A	151-0218-00 151-0426-00 151-0426-01 151-0633-00 151-0436-00	J I+ I+ J H+	4H 4D 4D 5F	D45H11 Selected	A	151-0625-00	I	4G															
10. 10. 10. 10. 10.	100. 100. 120. 120. 160.	80. 125. 60. 60. 117.	40 1000++ 40 40 20	1. 5. 5. 5. 3.	1. 2. 1.8 2. .	3. 18. 30. 80. .8	35.7 35.7	1.56 1. 2 2.083 1.5	2 2 2 2 1	TO-218 TO-218 TO-220 TO-220 TO-3	TIP33C TIP142 2SC2527G 2N3442	A A A N	151-0660-00 151-0606-00 151-0701-00 151-0209-00	H J- J- J+	4H 4H 4D						TIP147 2SA1077G	A A	151-0607-00 151-0745-00	J L	4H										
10. 12. 15. 15. 15.	450. 400. 45. 60. 60.	125. 100. 100. 87. 115.	60 8 500++ 20 20	2.5 5. 4. 4. 4.	1.5 3. 2. 3. 1.1	12.5 4. 1. 4. .3	62.5	1.4 1.25 2 1.167 1.5	3 3 2 2 1	TO-61 TO-220 TO-3 TO-3 TO-3	2N6586 Fmly MJE13009 SJ4208 2N3055H Fmly	A A A A	151-0703-00 151-0679-00 151-0491-00 151-0140-00	N+ K- I+ I	3F 4H 3I 5F											2N4905	A	151-0258-00	H+	4F					
15. 15. 15. 15. 16.	60. 60. 70. 80. 140.	115. 115. 90. 120. 150.	20 20 20 40 40	3. 1.1 1.8 1.1 2.	1.1 1.1 1.8 1.1 1.4	.8 .8 3. .2 .2		1.52 1.5 1.39 1.46 1.17	1 1 2 1 1	TO-3 TO-3 TO-127 TO-3 TO-3	2N3055H Fmly 2N3055H Fmly MJE1661 Fmly SENT139 2N3773 Fmly	A A A A A	151-0336-00 151-0337-00 151-0469-00 151-0487-00 151-0291-00	I- I- J- I+ K-	4F 4F 3F 4G 3F																TIP36A TIP36C	A A	151-0616-00 151-0651-00	J- J	3J 3I
20. 25. 25. 30. 30.	75. 60. 100. 40. 80.	140. 125. 125. 150. 250.	20 10 10 15 20	10. 15. 15. 15. 15.	5. 4. 4. 2. 3.	60. 3. 3. .8 .8	35.7 35.7	.5 1. 1. 1.17 .7	4 2 2 1 1	TO-3 TO-218 TO-218 TO-3 TO-3	2N5039 TIP35A TIP35C 2N3771 2N6258	A A A A A	151-0603-00 151-0477-00 151-0652-00 151-0275-00 151-0413-00	K- J- J+ J- K	2H 4H 3F																				
40.	60.	100.	20	20.	10.	10.		3	TO-3	1743-0620 Fmly	A	151-0319-00	N-	2H																					

COST CODE

(CC COLUMN)

CODE	≈ VALUE with -	≈ VALUE no suffix	≈ VALUE with +
A	.2¢	.5¢	.75¢
B	1.25¢	1.5¢	2¢
C	2.5¢	3¢	3.75¢
D	4.25¢	5¢	6¢
E	7¢	8¢	10¢
F	13¢	15¢	18¢
G	22¢	25¢	35¢
H	40¢	50¢	60¢
I	65¢	75¢	\$1
J	\$1.25	\$1.50	\$2
K	\$2.50	\$3	\$3.75
L	\$4.25	\$5	\$6
M	\$7	\$8	\$10
N	\$13	\$15	\$18
O	\$22	\$25	\$35+

NOTE: Costs may vary from order to order due to order quantities, vendor, etc.

†† RELIABILITY CODES

USAGE/YR	CODE	FAILURE FREQ	CODE	%/YR (median)
≥ 10	1	1/100 000	A	.001
≥ 100	2	1/50 000	B	.002
≥ 1 000	3	1/20 000	C	.005
≥ 10 000	4	1/10 000	D	.01
≥ 100 000	5	1/5 000	E	.02
≥ 1 000 000	6	1/2 000	F	.05
≥ 10 000 000	7	1/1 000	G	.1
		1/500	H	.2
		1/200	I	.5
		1/100	J	1.0+

For further explanation of this code, see page 9-27.

I _C	-	Collector Current
BV _{CEO}	-	Collector to Emitter Breakdown Voltage
BV _{CBO}	-	Collector to Base Breakdown Voltage
f _t	-	Unity Current Gain or Bandwidth Product
h _{FE}	-	Forward Current Transfer Ratio
V _{CE} (SAT)	-	Collector-Emitter Saturation Voltage
θ _{JA}	-	Junction-to-Ambient Thermal Resistance
θ _{JC}	-	Junction-to-Case Thermal Resistance
SOA	-	Safe Operating Area

** Component Evaluation Engineering Recommendation New Design Code:

A - Acceptable
N - Not Recommended

Δ USE THE ABOVE SOA (SAFE OPERATING AREA) CLASSIFICATIONS AS GUIDELINES ONLY. DEFINITIVE SOA GRAPHS CAN BE FOUND IN THE TEKTRONIX SPECIFICATION FOR EACH INDIVIDUAL PART NUMBER. SEE PAGE 9-28 FOR GUIDELINE GRAPHS.

+ FOR CASE DRAWINGS, SEE PAGES 9-2 THRU 9-8.

TRANSISTORS (CONT)

POWER (FOR REFERENCE ONLY)

DO NOT USE IN NEW DESIGN

PART NUMBER	JEDEC OR VENDOR NO.	SS ST	OTHER	† CASE STYLE	F _t MIN MHz	I _c mA	C _{ob} pF	V _r V	h _{FE} MIN	I _c MAX	V _{CE} V	I _c A	BREAKDOWN VOLTS			I _c (MAX) mA	PWR AMB (W)
													cbo	ceo	ebo		
151-0001-00	2N301	NP	PNP Germanium	T0-3	.200	1.			70		1	1.5	40	40	10	1.5	
151-0002-00	2N277	CR	PNP Germanium	T0-36	.010	5.			35	70	2	5.	40	25	20	15.	
151-0006-00	2N307A	NP	PNP Germanium	T0-3	.0035	1.			30		1	.2	35	35	10	5.	
151-0009-00	2N301S	NP	PNP Germanium	T0-3	.200	1.			50	165	2	1.	60	50	10	10.	
151-0012-00	2N671	OB	PNP Germanium	T0-26	.500	.1			40	250	1.5	1.	40	cex 40	40	2.	1.
151-0013-00	2N1126	NP	PNP Germanium	T0-26	.400				40		6	.01	40		40	.25	1.
151-0014-00	2N307	OB	PNP Germanium	T0-3	.003	1.			20		1	.2	35	35	10	5.	
151-0018-00	2N250A	CS	PNP Germanium	T0-3	.008	.5			30		1.5	.5	30			3.	
151-0034-00	2N554	NP	PNP Germanium	T0-3	.055	.5			50		2	.5	15	16	15	3.	
151-0043-00	2N511	NP	PNP Germanium	MD-4	.260				20	60	2	10.	40	30	30	25.	
151-0046-00	2N1529	CS	PNP Germanium	T0-3	.010	3.			20	40	2	3.	40	20	20	5.	
151-0057-00	2N1905	NP	PNP Germanium	T0-3	5	.5			50	150	2	1.	60	40	1	10.	
151-0060-00	2N1545	NP	PNP Germanium	T0-3	.004	3.			75	150	2	3.	60	30	30	5.	
151-0066-00	2N1700	NP	NPN Silicon	T0-5													
151-0079-00	2N1429	OB	PNP Silicon	T0-5	16	.001	14	3	12		.5	.005	6	6	6	.05	.10
151-0082-00	T1495	OB	NPN Silicon	T0-5	20	.001	2		120		5	.01	40	20	1	.02	.12
151-0101-00	2N2137A	NP	PNP Germanium	T0-3	.012	2.			30	60	2	.5	30	20	15	3.	
151-0102-00	SP1398/MP504	CR	PNP Germanium	T0-36	.002	15.			50	100	2	15.	45	30	25	60.	
151-0110-00	507C768H02	OB	NPN Silicon	MT-1	.050				18	75	4	1.5	80	40	25	6.	
151-0111-00	507C768H01	OB	NPN Silicon	MT-1	.050				11	46	4	1.5	140	70	25	6.	
151-0112-00	2N1489 Fmly	OB	NPN Silicon	T0-3	1	.1	200	40	25	75	4	1.5	60	40	15	6.	
151-0113-00	2N1488 Fmly	OB	NPN Silicon	T0-3	1	.1	200	40	15	45	4	1.5	100	55	10	6.	
151-0118-00	2N2339	OB	NPN Silicon	T0-57	.500	.005			20	150	4	.3	60	40	6	2.5	
151-0125-00	2N1701	CS	NPN Silicon	T0-8													
151-0128-00	2N2140	CS	PNP Germanium	T0-3	.012	2.			30	60	2	.5	75	60	40	3.	
151-0132-00	2N2156	CS	PNP Germanium	T0-36	.002	5.			80	160	2	5.	45	30	25	30.	
151-0137-00	2N2148	CR	PNP Germanium	T0-3	2	.5			60		2	1.	60	40	1.5	5.	
151-0141-00	40251 Fmly	CR	NPN Silicon	T0-3													
151-0158-00	DTG2400	CS	PNP Germanium	T0-3	.150	5.			30		2	.1		cex 120	1	25.	
151-0163-00	2N1899 Fmly	NP	NPN Silicon	MT-39	100	.5	1	10	50		5	5.	70	70	5	10.	
151-0165-00	2N3614 Fmly	CR	PNP Germanium	T0-3	.300	.5			60	120	2	3.	60	35	30	7.	
151-0168-00	40264 Fmly	NP	NPN Silicon	T0-66	25	.02	5	50	50	250	10	.05	300	cex 300	3	.1	
151-0170-00	2N2147	CS	PNP Germanium	T0-3	4	.5			100		1	1.	75	50	1.5	5.	
151-0196-00	2N3440	NP	NPN Silicon	MD-34	15	.01	10	10	30		10	.002	300	250	7	1.	
151-0286-00	2SC515A	LR	NPN Silicon	T0-66	60				40		1	.05		350		.015	20.
151-0299-00	2N5956 Fmly	CS	PNP Silicon	MD-30	5	1.			20	100	4	3.	60	50	5	6.	6.
151-0311-00	MJE340	CR	NPN Silicon	T0-126	.100	.1	25	10	30	240	10	.05		300	3	.5	1.4
151-0312-00	2N4898	LD	PNP Silicon	T0-66	3	.25	100	10	40		1	.05	40	40	5		
151-0355-00	2SC642A	CR	NPN Silicon	T0-3	.500				30			.15	1500			.01	50.
151-0363-00	2N6101	DL	NPN Silicon	T0-220	.800	.5			20	80	4	5.	80	70	15	10.	1.8
151-0370-00	TIP34	OB	PNP Silicon	X-86	3	.5			20		10	.5	40	40	5	3.	3.5
151-0386-00	TIP33	OB	NPN Silicon	X-86	3	.5			40		4	1.	40	40	5	10.	3.5
151-0387-00	TIP30	OB	PNP Silicon	T0-220	3	.2			20		10	.2	40	40	5	1.	
151-0394-00	TIP33A	OB	NPN Silicon	X-86	3	.5			40		4	1.	60	60	5	10.	3.5
151-0399-00	TIP29	OB	NPN Silicon	T0-220	3	.2			40		4	.2	40	40	5	1.	2.
151-0433-00	2N3055	OT	NPN Silicon	T0-41	2.5				20			4.		60		15.	115.
151-0470-00	MJ3771 Fmly	CR	NPN Silicon		2	1.			15	60	4	15.		40		30.	200.
151-0483-00	B1182	CS	PNP Germanium	T0-3	1	.5			25		3	6.	320	320	2	10.	
151-0620-00	D44H3	PP	NPN Silicon	T0-220													
151-0654-00	P1C1068	CS	PNP Silicon	T0-3													
151-0729-00	D45H Fmly	DL	PNP Silicon	T0-220	40				40		.4	4.		60		1.	50.
151-0746-00	MJ12003 Fmly	PP	NPN Silicon	T0-220	4						1.		1600.			4.	100.

TRANSISTORS (CONT)

ARRAYS

VENDOR NUMBER	PART NUMBER	** ND	CC	++ RC	DESCRIPTION	CASE STYLE
MC1413PDS	156-1245-00	A	I-	4F	H/V, high current driver array, 7-darlington, Screened	16 DIP
MPQ2907	156-1163-00	A	J-	3H	4-transistor, high current, PNP	14 DIP
CA3045	156-0065-00	N	I-	4F	5-transistor array, selected for $V_{ce} (sat) \leq 0.4V$, NPD	14 DIP
CA3045	156-0065-01	N	I	4H	Screened	16 DIP
CA3046	156-0068-00	N	H-		5-transistor array, NPN	14 DIP
CA3046	156-0048-00	A	K+	5D	5-transistor array, NPN	14 DIP
CA3046	156-0048-01	A	H-		Inspected	14 DIP
CA3046	156-0048-02	N	H		Checked	14 DIP
CA3046	156-0048-03	N	H+	4F	Selected	14 DIP
CA3054	156-1349-00	A	H	4D	Dual Differential Amplifiers, NPN	14 DIP
CA3054	156-1349-01	N	H		Screened	14 DIP
CA3060E	156-0901-00	A	J	2I	Operational transconductance amplifier array	16 DIP
CA3081	156-0355-00	A	H+		7-transistor, common emitter, NPN	16 DIP
CA3082	156-1190-00	A	H-		7-transistor, common collector, NPN	16 DIP
CA3083	156-0259-00	A	H		5-transistor, all independent, NPN	16 DIP
CA3083	156-0259-01	N	I-		Selected, NPN	16 DIP
CA3083	156-0259-02	N	H+	3F	Selected, NPN	16 DIP
CA3086 (similar)	156-0197-00	A	I	4E	5-transistor array, NPN	14 DIP
CA3086	156-0197-01	N	I		Checked	14 DIP
CA3086	156-0197-03	N	I+	4H	Checked	
CA3096AE	156-1381-00	A	H		5-transistor array (3 NPN, 2 PNP)	16 DIP
CA3102	156-0534-00	A	I+	5D	Dual differential amplifier, NPN (6)	14 DIP
CA3102	156-0534-01	N	J-	3E	Screened	14 DIP
CA3127E	156-1294-00	A	I+	5B	High frequency, 5-transistor array, NPN	16 DIP
CA3183 (similar)	156-1527-00	A	I-		5-transistor array, NPN (High Voltage CA3083)	16 DIP
CA3725G	156-1569-00	A	I	3F	4-transistor, PNP, High Current, Drivers	14 DIP
SD5000B	156-0281-00	A	I	4B	4-transistor, high current NPN	14 DIP
SD5000	156-1303-00	A	K		DMOS FET Quad Analog Switch, N-Channel	16 DIP
SD5002CM	156-1303-01		L		Screened	
	156-1533-00	A	N-		DMOS FET Quad Analog Switch, N-Channel	

COST CODE (CC COLUMN)

CODE	% VALUE with -	% VALUE no suffix	% VALUE with +
A	.2¢	.5¢	.75¢
B	1.25¢	1.5¢	2¢
C	2.5¢	3¢	3.75¢
D	4.25¢	5¢	6¢
E	7¢	8¢	10¢
F	13¢	15¢	18¢
G	22¢	25¢	35¢
H	40¢	50¢	60¢
I	65¢	75¢	\$1
J	\$1.25	\$1.50	\$2
K	\$2.50	\$3	\$3.75
L	\$4.25	\$5	\$6
M	\$7	\$8	\$10
N	\$13	\$15	\$18
O	\$22	\$25	\$35+

NOTE: Costs may vary from order to order
due to order quantities, vendor, etc.

** NEW DESIGN RECOMMENDATION FROM COMPONENT ENGINEERING:

A = Acceptable
N = Not Recommended

++ RELIABILITY CODES

USAGE/YR	CODE	FAILURE FREQ	CODE	%/YR (median)
≥ 10	1	1/100 000	A	= .001
≥ 100	2	1/50 000	B	= .002
$\geq 1 000$	3	1/20 000	C	= .005
$\geq 10 000$	4	1/10 000	D	= .01
$\geq 100 000$	5	1/5 000	E	= .02
$\geq 1 000 000$	6	1/2 000	F	= .05
$\geq 10 000 000$	7	1/1 000	G	= .1
		1/500	H	= .2
		1/200	I	= .5
		1/100	J	= 1.0+

For further explanation of this
code, see page 9-27.



**STATIC
SENSITIVE**

HANDLING OF STATIC SENSITIVE COMPONENTS

MOST SEMICONDUCTOR PART TYPES, BOTH SEPARATELY AND IN ASSEMBLIES, HAVE BEEN FOUND TO BE SUSCEPTIBLE TO DAMAGE AT VOLTAGE LEVELS COMMONLY FOUND IN MANUFACTURING ENVIRONMENTS. THE SIMULATED STATIC DISCHARGE TESTS SHOWED THE FOLLOWING CATEGORIES TO BE ESPECIALLY SUSCEPTIBLE:

<u>CATEGORIES</u>	<u>RELATIVE DEGRADATION LEVEL¹</u>
MOS OR CMOS MICROCIRCUITS OR DISCRETES OR LINEAR MICROCIRCUITS WITH MOS INPUTS	100 - 500
ECL	200 - 500
SCHOTTKY SIGNAL DIODES	250
SCHOTTKY TTL	500
HIGH FREQUENCY BIPOLAR TRANSISTORS	400 - 600
JFETS	600 - 800
LINEAR MICROCIRCUITS	400 - 1000 (est.)
LOW POWER SCHOTTKY TTL	900
TTL	1200

¹ VOLTS ON 100 pF CAPACITOR DISCHARGED THROUGH SERIES RESISTANCE OF 100 OHMS.

RECOMMENDATION:

SINCE ALMOST EVERY ASSEMBLY INCLUDES SOME OF THESE PARTS, WE RECOMMEND STATIC SENSITIVE PROCEDURES BE IMPLEMENTED FOR ALL OPERATIONS INVOLVING SEMICONDUCTOR PART HANDLING.

DIRECT ANY QUESTIONS TO:

RON SCHWARTZ, COMP. REL. ENG., Ext. 1605.

6

NOTES

7

DESOLDERING TOOLS-STATIC CHARGE

TOOL	CHARGE LEVEL RETAINED ON TOOL	
	Immediate charge	Charge after time
Silverstat Soldapullt	0V	0V After five minutes
Deluxe Soldapullt	3kV	300-400V After five minutes
Standard Soldapullt	20kV	10kV After five minutes
Bulb Solder Sucker	10kV	4kV After five minutes
Solder-Wick	*2kV	0V After one minute

*Charge was retained due to solder-wick's plastic reel

Some circuit board components are sensitive to static charge. Also, some desoldering tools create a static charge. In order to identify and preclude potential problems, we have tested the various desoldering tools available for use at Tek.

A circuit board was used, with components removed, to determine static levels. Each device was tested ten times. The desoldering tools were checked for immediate charge retention and for the charge held after five minutes.

Each of the tools except the Silverstat Soldapullt, left a static charge on the circuit board and retained a charge (see chart). The Silverstat Soldapullt, a model with a metallized surface, left no charge and also retained no charge. Therefore, it is the preferred tool. It has been assigned part number 003-0795-00.

For more information on these desoldering tools, contact Herb Zajac, ext. 4759.

TRANSISTORS (CONT)

JUNCTION FETS (SINGLE)

N-CHANNEL



STATIC
SENSITIVE

THIS APPLIES TO ALL DEVICES ON
THIS PAGE

LINE	I _{DSS} RANGE		V _P MAX (V)	C _{ISS} C _{RSS} (pF)	G _m @ V _{DG} & I _D			I _G @ V _{DG} & I _D			V _{DG} MIN (V)	+ CASE STYLE	** ND	CC	†† RC	PART NUMBER	COMMENTS
	MIN mA	MAX mA			μMOS or *RON	(V)	mA	I _{GSS} pA	@ V _{GS} (V)	mA							
1	1.	6.	8.	8	1000	10	IDSS	.010	10	IDSS	20	T0-72	N	I+		151-1002-00	Single Source
				2													
2	.5	3.	4.	6	1000	15	IDSS	100	15	IDSS	50	T0-92	A	G	4D	151-1004-00	
				2				100	15								
3	2.	6.	5.	6	2000	15	IDSS	100	15	2	50	T0-92	A	F+	5G	151-1005-00	151-1005-03 Taped & Reeled
				2				100	15								
4	5.	15.	8.	6	2500	15	IDSS	100	15	5	50	T0-92	A	G	4H	151-1006-00	
				2				100	15								
5	5.	15.	6.	4	4500	15	IDSS	100	10	5	30	T0-72C	A	I-	4F	151-1012-00	
				.8				100	20								
6	2.	6.	6.	6	2000	15	IDSS	100	15	2	50	T0-72C	A	H	4G	151-1015-00	Metal Can version of 151-1005-00
				2				100	15								
7	25.	150.	10.	14	*30n						40	T0-18C	A	G+	4E	151-1021-00	
				5			1	500	20								
8	25.	75.	4.	14	*80n						40	T0-18C	A	H-	4D	151-1022-00	
				3.5			1	100	20								
9	5.	15.	6.	4.5	4500	15	IDSS	100	12	5	30	T0-92	A	G+	5G	151-1025-00	
				1				100	20								
10	2.	6.		6	2000	15	IDSS	100	15	2	50	T0-92	N	H-		151-1026-00	V _P -2.5 to 3V w/ V _{DG} = 1V & I _D = 10μA
				2				100	15								
11	12.	50.	10.	25	*400n						175	T0-5	N	L		151-1028-00	Single Source
				4			.1	5nA	75								
12	30.		10.	16	*30n						4	T0-92	A	G-	4F	151-1059-00	
				5			1	200	20								
13	1.	3.6	3.5	7	1000	10	IDSS				50	T0-72C	A	H	3G	151-1068-00	
				3				10	10								
14	5.	75.	3.5	14	*90n						40	T0-92	A	G	4C	151-1078-00	
				3.5			1	100	20								
15	.03	.09	1.8	3	70						40	T0-72C	A	J+		151-1085-00	
				1.5		10	IDSS	1.0	20								
16	12.	30.	4.	5	*100n						25	T0-92	A	G	3F	151-1086-00	Single Source
				2.5		10	10	150	15								
17	30.		4.	30	*10n						25	T0-52	A	I		151-1110-00	
				15		25	10	200	15								
18	10.	30.	4.5	5.5	6000	10	10	100	9	5	25	T0-92F	A	G+	5E	151-1124-00	Single version of 151-1032-00
				1.5				100	15								
19	5.	15.	6.	4.	4500	15						DIE	A	H		151-1146-00	DIE 2N4416
				8.				100	15								
20	24.	60.	6.		10K	10	IDSS	150	15		25	T0-236	N	H		151-1148-00	Single Source U310 1n SOT-23

TRANSISTORS (CONT)

JUNCTION FETS (SINGLE)

P-CHANNEL



**STATIC
SENSITIVE**

THIS APPLIES TO ALL DEVICES ON
THIS PAGE

LINE	I _{DSS} RANGE		V _P MAX (V)	C _{ISS} C _{RSS} (pF)	G _m @ V _{DG} & I _D			I _G @ V _{DG} & I _D			V _{DG} MIN (V)	† CASE STYLE	** ND	CC	†† RC	PART NUMBER	COMMENTS
	MIN mA	MAX mA			μMHOS or *R _{ON}	(V)	mA	I _{GSS} pA	@ V _{GS} (V)	mA							
1	4.	16.	9.	7	2000	15	IDSS				40	TO-92	A	H-		151-1039-00	
				2				5nA	20								
2	1.	5.	4.5	7	1000	15	IDSS				40	TO-92	A	H-	4D	151-1045-00	
				2				5nA	20								
3	10.		10.	45	*70Ω						30	TO-92	A	H-	4D	151-1066-00	
				10				2nA	15								
4	10.		5.	45	*90Ω						30	TO-92	A	I+	5B	151-1097-00	
								2nA	15								
5	2.	9.	7.5	5	1500	15	IDSS				40	TO-92	A	G		151-1109-00	P-Channel Complement to the 151-1005-00
				1				5nA	20								

I _{DSS}	- Drain to Source Saturation Current
V _P	- Pinchoff Voltage
C _{ISS}	- Small Signal, Common Source, Short Circuit Input Capacitance
C _{RSS}	- Small Signal, Common Source, Short Circuit Reverse Transfer Capacitance
G _m	- Transconductance
V _{DG}	- Drain to Gate Voltage
I _D	- Drain Current
I _G	- Gate Current, Channel Current Flowing
I _{GSS}	- Gate Current, Source Shorted to Drain
BV _{DS}	- Drain-to-source Breakdown Voltage
R _{ON}	- Drain-to-source Resistance
V _{TH}	- Threshold Voltage

COST CODE (CC COLUMN)

CODE	A	B	C	D	E	F	G	H	I	J	K	L	M	N	O
⌘ VALUE with +	.75¢	2¢	3.75¢	6¢	10¢	18¢	35¢	60¢	\$1	\$2	\$3.75	\$6	\$10	\$18	\$35+
⌘ VALUE no suffix	.5¢	1.5¢	3¢	5¢	8¢	15¢	25¢	50¢	75¢	\$1.50	\$3	\$5	\$8	\$15	\$25
⌘ VALUE with -	.2¢	1.25¢	2.5¢	4.25¢	7¢	13¢	22¢	40¢	65¢	\$1.25	\$2.50	\$4.25	\$7	\$13	\$22

NOTE: Costs may vary from order to order due to order quantities, vendor, etc.

†† CATALOG RELIABILITY CODES

USAGE/YR	CODE	FAILURE FREQ	CODE	%/YR (median)
≥ 10	1	1/100 000	A	-.001
≥ 100	2	1/50 000	B	-.002
≥ 1 000	3	1/20 000	C	-.005
≥ 10 000	4	1/10 000	D	-.01
≥ 100 000	5	1/5 000	E	-.02
≥ 1 000 000	6	1/2 000	F	-.05
≥ 10 000 000	7	1/1 000	G	-.1
		1/500	H	-.2
		1/200	I	-.5
		1/100	J	-1.0+

For further explanation of this code,
see page 9-27.

+ FOR CASE DRAWINGS, SEE PAGES 9-2 THRU 9-8.

**COMPONENT EVALUATION ENGINEERING RECOMMENDS FOR NEW DESIGN: A-ACCEPTABLE, N-NOT RECOMMENDED.

TRANSISTORS (CONT)

MOS FETS (SINGLE)

N-CHANNEL



**STATIC
SENSITIVE**

THIS APPLIES TO ALL DEVICES ON
THIS PAGE

LINE	MODE Depletion or Enhancement	$I_{D(Max)}$	V_{TH}	G_m (Min) mMHOS @ Conditions		C_{ISS} (pF)	BV_{DS}	I_{GSS}	† CASE STYLE	** ND	CC	†† RC	PART NUMBER	COMMENTS
				$\alpha = R_{ON}(Max)$	Conditions Not Shown									
1	E	500 mA	.5 - 2.3	100	$V_{DS} = 15$	28	60	100	T0-72C	N	K	4H	151-1098-00	SD222DC
				9 Ω	$I_D = 100mA$	1								
2	E	50 mA	.5 - 2.	10	$V_{DS} = 10$	3.5	30	100	T0-72C	A	I+	4F	151-1103-00	DMOS
				45 Ω	$I_D = 20mA$.5								SD210DE
3	E	2 A	.8 - 2.	170-250	$V_{DS} = 24$	40	90	100 nA	T0-39A	A	K-	3G	151-1108-00	VMOS
				5 Ω	$I_D = 500mA$	10								VN99AK
4	E	8 A	.5 - 2.5	1.1mhos	$V_{DS} = 20$	650	90	100 nA	T0-39A	A	L		151-1119-00	VMOS
				.5 Ω	$I_D = 3A$	100								ITS 4000
5	E	1 A	.8 - 2.4	150	$V_{DS} = 24$	50	60	100 nA	T0-92D	A	I-	4E	151-1121-00	VN0106
				4 Ω Typ.	$I_D = .5A$	10								Single Source
6	E	3.5A	2 - 4	1.	$V_{DS} = 25$	150	60	100 nA	T0-220	A	K		151-1127-00	HEX FET
				8 Ω	$I_D = 1.5A$	25								IRF513
7	E	24 A	1 - 3	3 mhos	$V_{DS} = 20$	1000	40	100 nA	T0-220	A			151-1130-00	Single Source
				.12 Ω	$I_D = 3A$	100								Siemens BUZ-10
8	E	10 A	2 - 4	2.5mhos	$V_{GS} = 10$	900	100	500 nA	T0-220	A	M		151-1136-00	HEX FET
				.18 Ω	$I_D = 6A$	150								IRF530
9														
10	E	3.5A	2 - 4	2mhos	$V_{GS} = 10V$	1000	400	500 nA	T0-220	A	L+	4F	151-1141-00	HEX FET
				1 Ω	$I_D = 2A$	80								IRF730
11	E	500 mA	.1 - 1.5	.15	$V_{DS} = 15$	28	100		DIE FORM	N	J		151-1142-00	DIE FORM
				9 Ω	$I_D = 150mA$	1								151-1143-00
12	E	500 mA	.1 - 1.5	.15	$V_{DS} = 15$	30	100	100 nA	DIE FORM		G+		151-1142-01	
				1.8 Ω	$I_D = 150mA$	3								
13	E	500 mA	.1 - 1.5	.15	$V_{DS} = 15V$	28	100		T0-117	N		3J	151-1143-00	RF POWER MOS
				9 Ω	$I_D = 150mA$	1								
14	E	500 mA	.1 - 1.5	.15	$V_{DS} = 15V$	30	100	100 nA	T0-117		N		151-1143-01	
				18 Ω	$I_D = 150mA$	3								
15	E	3.5A	2 - 4	2mhos	$V_{DS} = 10V$	1000	350	500 nA	T0-220	A	L+		151-1147-00	HEX FET
				1 Ω	$I_D = 2A$	80								IRF731
16	E	6 A	.8 - 2.4	700	$V_{DS} = 15V$	85	30	1 μ A	DIE FORM		I		151-1150-00	VN0Z
				1.8	$I_D = 2A$	15								
17		1.2A	2 - 4	.5	$V_{DS} = 100V$	150	400	500 nA	T0-220		J+		151-1151-00	IRF710
				3.6 Ω	$I_D = .6A$	15								MPT3N40
18		1.5A	2 - 4	1.	$V_{DS} = 100$	400	500	500 nA	T0-220		K+		151-1152-00	IRF820
				3.	$I_D = 1$	40								MPT475

TRANSISTORS (CONT)

MOS FETS (SINGLE)



STATIC
SENSITIVE

THIS APPLIES TO ALL DEVICES ON
THIS PAGE

P-CHANNEL

LINE	MODE Depletion or Enhancement	$I_D(\text{Max})$	V_{TH}	$G_m(\text{Min})$ mMHOS @ Conditions $\Omega = R_{ON}(\text{Max})$ Conditions Not Shown	C_{ISS} (pF) C_{RSS} (pF)	BV_{DS}	I_G (pA) or I_{GSS}	+ CASE STYLE	** ND	CC	++ RC	PART NUMBER	COMMENTS
1.	E	50 mA	2 - 5	1 - 4 $V_{DS} = 15$ $I_C = 10\text{mA}$	2.5 .7	30	10	T0-72G	N	J+		151-1067-00	3N163
2	E	1 A	1.5- 3.5	150 $V_{DS} = 24$ 6 Ω Typ. $I_D = .5\text{A}$	50 10	60	*500 nA	T0-920	A	J-		151-1120-00	Single Source VP0106
3	E	4 A	1.5- 3.5	400 $V_{DS} = 24$ 1.5 Ω $I_C = 2\text{A}$	450 100	60	*100 nA	T0-220	A	K+		151-1128-00	HEX FET IRF9523

I_{DSS}	- Drain to Source Saturation Current
V_P	- Pinchoff Voltage
C_{ISS}	- Small Signal, Common Source, Short Circuit Input Capacitance
C_{RSS}	- Small Signal, Common Source, Short Circuit Reverse Transfer Capacitance
G_m	- Transconductance
V_{DG}	- Drain to Gate Voltage
I_D	- Drain Current
I_G	- Gate Current, Channel Current Flowing
I_{GSS}	- Gate Current, Source Shorted to Drain
BV_{DS}	- Drain-to-source Breakdown Voltage
R_{ON}	- Drain-to-source Resistance
V_{TH}	- Threshold Voltage

COST CODE (CC COLUMN)

CODE	A	B	C	D	E	F	G	H	I	J	K	L	M	N	O
% VALUE with +	.75¢	2¢	3.75¢	6¢	10¢	18¢	35¢	60¢	\$1	\$2	\$3.75	\$6	\$10	\$18	\$35+
% VALUE no suffix	.5¢	1.5¢	3¢	5¢	8¢	15¢	25¢	50¢	75¢	\$1.50	\$3	\$5	\$8	\$15	\$25
% VALUE with -	.2¢	1.25¢	2.5¢	4.25¢	7¢	13¢	22¢	40¢	65¢	\$1.25	\$2.50	\$4.25	\$7	\$13	\$22

NOTE: Costs may vary from order to order due to order quantities, vendor, etc.

**NEW DESIGN RECOMMENDATION FROM COMPONENT ENGINEERING:

A = Acceptable
N = Not Recommended

++ RELIABILITY CODES

USAGE/YR	CODE	FAILURE FREQ	CODE	%/YR (median)
≥10	1	1/100 000	A	= .001
≥100	2	1/50 000	B	= .002
≥1 000	3	1/20 000	C	= .005
≥10 000	4	1/10 000	D	= .01
≥100 000	5	1/5 000	E	= .02
≥1 000 000	6	1/2 000	F	= .05
≥10 000 000	7	1/1 000	G	= .1
		1/500	H	= .2
		1/200	I	= .5
		1/100	J	= 1.0+

For further explanation of this
code, see page 9-27.

TRANSISTORS (CONT)

FIELD EFFECT (DUALS AND PAIRS)



**STATIC
SENSITIVE**

THIS APPLIES TO ALL DEVICES ON
THIS PAGE

GROUP A	N Channel, JFETs.	Typical	I_{DSS}	2.5 to 7.5 Ma
	Family Type: 2N3684	Specs:	V_p	5V MAX
	$F_t \left(\frac{G_m}{2\pi C} \right) = 90 \text{ MHz}$		G_m	1000 to 3000 μMHOS
			C_{ISS}	4 pF MAX
			C_{RSS}	1.2 pF MAX

LINE	I_{DSS} (mA)	V_p MAX	G_m (MIN) μMHOS	I_G (pA) or $*I_{GSS}$	OFFSET DRIFT	@ CONDITIONS	† CASE STYLE	** ND	CC	†† RC	PART NUMBER	COMMENTS
1	1.5-7	6	1000	100	50mV 150 $\mu\text{V}/^\circ\text{C}$	$I_D = 1 \text{ mA}$ $V_{GD} = 10 \text{ V}$	T0-71	A	J+	3F	151-1007-00	
2	1.5-7	6	1000	60	50mV 150 $\mu\text{V}/^\circ\text{C}$	$I_D = 1 \text{ mA}$ $V_{GD} = 10 \text{ V}$	T0-71	A	K-	4G	151-1037-00	
3	.5-5	4.5	1000	50	5mV 10 $\mu\text{V}/^\circ\text{C}$	$I_D = .2 \text{ mA}$ $V_{GD} = 6 \text{ V}$	T0-71	A	K+	3G	151-1047-00	
4	1.3 MIN	3	1000	100	50mV 50 $\mu\text{V}/^\circ\text{C}$	$I_D = 1 \text{ mA}$ $V_{GD} = 10 \text{ V}$	T0-71	A	J	4G	151-1049-00	
5	1 - 5	3.5	1000	*500	100mV 250 $\mu\text{V}/^\circ\text{C}$	$I_D = .8 \text{ mA}$ $V_{GD} = 10 \text{ V}$	T0-71	A	I+	4G	151-1054-00	FOR T0-78A CASE USE 151-1054-01

GROUP B	N Channel, JFETs.	Typical	I_{DSS}	2 to 10 Ma
	Family Type: 2N3822	Specs:	V_p	10 V MAX
	$F_t \left(\frac{G_m}{2\pi C} \right) = 115 \text{ MHz}$		G_m	3000 to 6500 μMHOS
			C_{ISS}	6 pF MAX
			C_{RSS}	3 pF MAX

LINE	I_{DSS} (mA)	V_p MAX	G_m (MIN) μMHOS	I_G (pA) or I_{GSS}	OFFSET DRIFT	@ CONDITIONS	† CASE STYLE	** ND	CC	†† RC	PART NUMBER	COMMENTS
1	2 - 10	3	2000	75	50mV 40 $\mu\text{V}/^\circ\text{C}$	$I_D = 1.5 \text{ mA}$ $V_{GD} = 5 \text{ V}$	T0-71	A	K+	3G	151-1010-00	
2	2 - 12	6	2000	40	50mV 50 $\mu\text{V}/^\circ\text{C}$	500 Ω Totem Pole Configuration	T0-71	A	K-	4E	151-1011-00	
3	2 - 10	3	3000	100	50mV 100 $\mu\text{V}/^\circ\text{C}$	$I_D = 1 \text{ mA}$ $V_{GD} = 10 \text{ V}$	T0-71	A	K	3H	151-1029-00	SPECIAL GAIN SPEC.
4	2 - 10	6	2000	300	50mV 100 $\mu\text{V}/^\circ\text{C}$	$I_D = 1 \text{ mA}$ $V_{GD} = 10 \text{ V}$	T0-71	A	J+		151-1041-00	
5	1.5-8	5	1200	100	25mV 25 $\mu\text{V}/^\circ\text{C}$	$I_D = 1 \text{ mA}$ $V_{GD} = 10 \text{ V}$	T0-71	A	K	3G	151-1050-00	
6	2 - 10	3	2000	40	20mV 20 $\mu\text{V}/^\circ\text{C}$	$I_D = 1.5 \text{ mA}$ $V_{GD} = 5 \text{ V}$	T0-71	A	K+	4G	151-1057-00	
7	1.3-10	4	1000	*100	7mV 50 $\mu\text{V}/^\circ\text{C}$	$I_D = 1 \text{ mA}$ $V_{GD} = 8 \text{ V}$	T0-71	A	K+		151-1073-00	
8	2 - 5	6	1500	40	50mV 50 $\mu\text{V}/^\circ\text{C}$	500 Ω Totem Pole Configuration	T0-71	A	J+	3H	151-1081-00	MONOLITHIC

† FOR CASE DRAWINGS, SEE PAGES 9-2 THRU 9-8.

†† FOR RELIABILITY CODES, SEE PAGE 7-9.

TRANSISTORS (CONT)

FIELD EFFECT (DUALS AND PAIRS)



**STATIC
SENSITIVE**

THIS APPLIES TO ALL DEVICES ON
THIS PAGE

GROUP C	N Channel, JFETs. Family Type: 2N4393 $f_t \left(\frac{G_m}{2\pi C} \right) = 180 \text{ MHz}$	Typical Specs:	I_{DSS} 5 to 35 Ma V_p 3.5 V MAX G_m 7.5 to 20mMHOS C_{ISS} 14 pF MAX C_{RSS} 3.5 pF MAX

LINE	I_{DSS} (mA)	VP MAX	G_m (MIN) μMHOS	I_G (pA) or * I_{GSS}	OFFSET @ CONDITIONS DRIFT		† CASE STYLE	** ND	CC	†† RC	PART NUMBER	COMMENTS
1	5 - 30	3.5	10000	100	$\frac{25\text{mV}}{25\mu\text{V}/^\circ\text{C}}$	$I_D = 2 \text{ mA}$ $V_{GD} = 20 \text{ V}$	T0-71	A	K+	3H	151-1027-00	
2	10 - 30	3	10000	200	$\frac{100\text{mV}}{100\mu\text{V}/^\circ\text{C}}$	$I_D = 2 \text{ mA}$ $V_{GD} = 20 \text{ V}$	T0-71	A	K	4G	151-1036-00	
3	5 - 30	3	10000	100	$\frac{25\text{mV}}{100\mu\text{V}/^\circ\text{C}}$	$I_D = 2 \text{ mA}$ $V_{GD} = 20 \text{ V}$	T0-71	A	L	1J	151-1046-00	
4	7 - 20	5	6500	*100			CHIP	A	J+		151-1058-00	2 DIE MATCHED
5	7 - 25	3.5	100	*100 *100			CHIP	A	H+		151-1064-00	DIE 2N4391

GROUP D	N Channel, JFETs. Family Type: 2N4416 $f_t \left(\frac{G_m}{2\pi C} \right) = 250 \text{ MHz}$	Typical Specs:	I_{DSS} 5 to 15 Ma V_p 6 V MAX G_m 4500 to 7500 μMHOS C_{ISS} 4 pF MAX C_{RSS} 0.8 pF MAX

LINE	I_{DSS} (mA)	VP MAX	G_m (MIN) μMHOS	I_G (pA) or * I_{GSS}	OFFSET @ CONDITIONS DRIFT		† CASE STYLE	** ND	CC	†† RC	PART NUMBER	COMMENTS
1	6 - 15	6	4500	100	$\frac{50\text{mV}}{50\mu\text{V}/^\circ\text{C}}$	$I_D = 5 \text{ mA}$ $V_{GD} = 12 \text{ V}$	T0-71	A	K	4H	151-1031-00	
2	10 - 15	6	4500	*100	I_{DSS} MATCHED TO .5 mA	$V_{GD} = 15 \text{ V}$	T0-92	A	H	5H	151-1042-00	MATCHED PAIR
3	5.5-15	6	4500	*100	I_{DSS} MATCHED TO .5 mA	$V_{GD} = 15 \text{ V}$	T0-92	A	I		151-1070-00	MATCHED PAIR I_G & G_{OS} also matched
4	5.2-11.8	6	3600	*95	50mV		DIE FORM	A	K-		151-1144-00	2 DIE MATCHED 2N4416
5	10 - 15	10	4500	50	$\frac{50\text{mV}}{100\mu\text{V}/^\circ\text{C}}$	$I_D = 5 \text{ mA}$ $V_{GD} = 10 \text{ V}$	T0-72C		K	3J	153-0559-00	MATCHED PAIR OF 2N4416

** NEW DESIGN RECOMMENDATION FROM COMPONENT EVALUATION ENGINEERING:

A = ACCEPTABLE
N = NOT RECOMMENDED

TRANSISTORS (CONT)

FIELD EFFECT (DUALS AND PAIRS)



THIS APPLIES TO ALL DEVICES ON THIS PAGE

GROUP E	N Channel, JFETs.	Typical	I_{DSS}	7 to 35 Ma
	Family Type: 2N5397	Specs:	V_p	6 V MAX
	$F_t \left(\frac{G_m}{2\pi C} \right) = 260 \text{ MHz}$		G_m	6 to 10mMHOS
			C_{ISS}	5 pF MAX
			C_{RSS}	1.2 pF MAX

LINE	I_{DSS} (mA)	V_p (MAX)	G_m (MIN) μMHOS	I_G (pA) or $*I_{GSS}$	OFFSET DRIFT	@ CONDITIONS	† CASE STYLE	** ND	CC	†† RC	PART NUMBER	COMMENTS
1	7 - 20	5	6500	100	50mV 50μV/°C	20n Totem Pole Configuration	T0-78A	A	K	4G	151-1032-00	
2	12 - 20	5	6500	100	50mV 50μV/°C	20n Totem Pole Configuration	T0-78A	A	K		151-1071-00	
3	7 - 20	5	6500	100	50mV 25μV/°C	Special bias Condition	T0-78A	A	K+		151-1082-00	
4	7 - 25	5	6500	100	50mV 50μV/°C	20n Totem Pole Configuration	T0-99A	A	J+	4G	151-1090-00	MONOLITHIC
5	7 - 25	3.5	6500	100	50mV 50μV/°C	20n Totem Pole Configuration	T0-99A	A	J+	3F	151-1090-02	MONOLITHIC
6	7 - 25	3.5	6500	100	50mV 50μV/°C	20n Totem Pole Configuration	T0-99A	A	K-	4E	151-1090-04	MONOLITHIC
7	2mA Min @ $V_{GS} = .8V$	3.7	2500 @ $I_D = 2mA$	*1000	25mV 50μV/°C	$I_D = 2 \text{ mA}$ $V_{DG} = 4$	UNMNTD	A	H		151-1099-00	MONOLITHIC DIE
8	9 - 20	5	6500	*100	50mV	$I_D = 8 \text{ mA}$ $V_{DG} = 5$	UNMNTD	A	J+		151-1100-00	2 DIE ON SUBSTRATE
9	7 - 25	5	6500	100	50mV 50μV/°C	20n Totem Pole Configuration	T0-99A	N	J+		151-1115-00	SAME AS 151-1090-00 Except National only
10	2mA Min @ $V_{GS} = .8V$	3.7	2500 @ $I_D = 2mA$	*1000	25mV 50μV/°C	$I_D = 2 \text{ mA}$ $V_{DG} = 4$	UNMNTD	A	I		151-1145-00	MONOLITHIC DIE IMPROVED -1099

GROUP
F

MISCELLANEOUS DUAL FETS

COST CODE (CC COLUMN)

LINE 1	151-1077-00	TYPE: N-CHANNEL, JFET (2N5908)	OFFSET AND DRIFT	CASE STYLE	** ND	CC	†† RC
	$I_{DSS} = 30-500 \mu A$ $V_p = .6-4.5$ $G_m = 70-250 \mu MHOS$	$I_G = 1.0 \text{ pA}$ $C_{ISS} = 3.0 \text{ pF}$ $C_{RSS} = 1.5 \text{ pF}$	15mV @ $I_D = 30 \mu A$ 40=V/°C $V_{DG} = 10$	T0-78	A	K-	
LINE 2	151-1102-00	TYPE: N-CHANNEL, JFET (U431)	OFFSET AND DRIFT	CASE STYLE	** ND	CC	†† RC
	$I_{DSS} = 24-60 \text{ mA}$ $V_p = 2-6$ $G_m = 10-20 \text{ mMHOS}$	$I_{GSS} = 1.0 \text{ pA}$ $C_{gs} = 5.0 \text{ pF}$ $C_{gd} = 2.5 \text{ pF}$	10% Match of I_{DSS}, V_p, G_m	T0-99	A	L	
LINE 3	151-1117-00	TYPE: N-CHANNEL, DMOS (MD1000)	OFFSET AND DRIFT	CASE STYLE	** ND	CC	†† RC
	$G_m = 12-18 \text{ mMHOS}$ $V_{TH} = .5-1.5 \text{ VOLTS}$	$C_{ISS} = 5.5 \text{ pF}$ $C_{RSS} = 2.0 \text{ pF}$ $C_{OSS} = 2.5 \text{ pF}$	50mV @ $I_D = 7.5 \text{ mA}$ 25μV/°C $V_{DS} = 11$ $V_{SB} = 12V$	T0-99C	A	K	4H

CODE	≈ VALUE with -	≈ VALUE no suffix	≈ VALUE with +
A	.2¢	.5¢	.75¢
B	1.25¢	1.5¢	2¢
C	2.5¢	3¢	3.75¢
D	4.25¢	5¢	6¢
E	7¢	8¢	10¢
F	13¢	15¢	18¢
G	22¢	25¢	35¢
H	40¢	50¢	60¢
I	65¢	75¢	\$1
J	\$1.25	\$1.50	\$2
K	\$2.50	\$3	\$3.75
L	\$4.25	\$5	\$6
M	\$7	\$8	\$10
N	\$13	\$15	\$18
O	\$22	\$25	\$35+

NOTE: Costs may vary from order to order due to order quantities, vendor, etc.

** NEW DESIGN RECOMMENDATION FROM COMPONENT EVALUATION ENGINEERING:

A = ACCEPTABLE
N = NOT RECOMMENDED

† FOR CASE DRAWINGS, SEE PAGES 9-2 THRU 9-8.

TRANSISTORS (CONT)

FIELD EFFECT

7

†† CATALOG RELIABILITY CODES

USAGE/YR	CODE	FAILURE FREQ	CODE	%/YR (median)
≥10	1	1/100 000	A	= .001
≥100	2	1/50 000	B	= .002
≥1 000	3	1/20 000	C	= .005
≥10 000	4	1/10 000	D	= .01
≥100 000	5	1/5 000	E	= .02
≥1 000 000	6	1/2 000	F	= .05
≥10 000 000	7	1/1 000	G	= .1
		1/500	H	= .2
		1/200	I	= .5
		1/100	J	= 1.0+

For further explanation of this code, see page 9-27.

COST CODE (CC COLUMN)

CODE	≈ VALUE with -	≈ VALUE no suffix	≈ VALUE with +
A	.2¢	.5¢	.75¢
B	1.25¢	1.5¢	2¢
C	2.5¢	3¢	3.75¢
D	4.25¢	5¢	6¢
E	7¢	8¢	10¢
F	13¢	15¢	18¢
G	22¢	25¢	35¢
H	40¢	50¢	60¢
I	65¢	75¢	\$1
J	\$1.25	\$1.50	\$2
K	\$2.50	\$3	\$3.75
L	\$4.25	\$5	\$6
M	\$7	\$8	\$10
N	\$13	\$15	\$18
O	\$22	\$25	\$35+

NOTE: Costs may vary from order to order due to order quantities, vendor, etc.

I_{DSS}	- Drain to Source Saturation Current
V_p	- Pinchoff Voltage
C_{ISS}	- Small Signal, Common Source, Short Circuit Input Capacitance
C_{RSS}	- Small Signal, Common Source, Short Circuit Reverse Transfer Capacitance
G_m	- Transconductance
V_{DG}	- Drain to Gate Voltage
I_D	- Drain Current
I_G	- Gate Current, Channel Current Flowing
I_{GSS}	- Gate Current, Source Shorted to Drain
BV_{DS}	- Drain-to-source Breakdown Voltage
R_{ON}	- Drain-to-source Resistance
V_{TH}	- Threshold Voltage

TRANSISTORS (CONT)

FIELD EFFECT (FOR REFERENCE ONLY)

DO NOT USE IN NEW DESIGN

PART NUMBER	VENDOR #	ST	OTHER	CASE STYLE	I _{DSS} RANGE		V _P MAX (V)	C _{ISS} C _{RSS} (pF)	G _m @ V _{DG} & I _D			I _G @ V _{DG} & I _D			V _{DG} MIN (V)
					MIN mA	MAX mA			μMHOS or *R _{ON}	(V)	mA	I _{GSS} pA	V _{GS} (V)	mA	
151-1001-00	U274A	NP	FETS singles, N-channel, junction	T0-89	1.	3.	3.	$\frac{3.2}{.5}$	1000	10	I _{DSS}	$\frac{100}{100.}$	12.5	1.	20
151-1003-00	SU-2080	CS	N-channel, MOS/DP	T0-71	1.	3.5	4.	18.	1500	10	.7	.500	10.	.7	50
151-1008-00	D/UC 210	CS	FET, dual & pair, N-channel, junction	T0-78	4.	12.	4.	$\frac{7.}{2.}$	4500			$\frac{.050}{.050}$	$\frac{15.}{15.}$	4.	50
151-1009-00	D/UC 210	CS	FET, dual & pair, N-channel, junction	T0-71	5.5	12.	4.	$\frac{7.}{2.}$	3500	12	5.	$\frac{.100}{.100}$	$\frac{12.}{12.}$	5.	35
151-1013-00	SU-2181	CS	FET, dual & pair, N-channel, junction	T0-71	1.	6.	4.	$\frac{25.}{10.}$	$\frac{1300}{1000}$	$\frac{2.5}{15}$.3	$\frac{.500}{.500}$	$\frac{2.5}{2.5}$.300	30
151-1014-00	2N4220	CS	FET, single, N-channel	T0-72C	.5	3.	4.	$\frac{6.}{2.}$	1000	15	DSS	$\frac{100}{100.}$	$\frac{15.}{15.}$	I _{DSS}	50
151-1016-00	2N4304Fmly	DL	FET, N-channel	T0-72	5.	15.	8.	$\frac{6.}{2.}$	1000	15	I _{DSS}	$\frac{100}{100.}$	$\frac{15.}{15.}$	5.	50
151-1017-00	F1333	LR	FET, single, N-channel	μ23B				$\frac{8.}{2.}$	1000	20	.35	$\frac{100}{100.}$	$\frac{30.}{30.}$		50
151-1019-00	SU-2235	CS	FET, dual & pair, N-channel, junction	T0-71	1.5	8.	5.	$\frac{25.}{6.}$	1200	20	1.	.100	20.	1.	50
151-1020-00	FN-7428	NP	FET, dual & pair, N-	T0-71	2.5	8.	5.	$\frac{25.}{6.}$	1500	20	2.	.150	20.	1.	50
151-1023-00	2N4417	LR	FETS, single; N-channel, junction	P111 μ-23B	5.	15.	6.	$\frac{3.5}{.25}$	4500	15	I _{DSS}	$\frac{.100}{.100}$	$\frac{20.}{20.}$		
151-1024-00	2N4352Fmly	CR	FETS, single, N-channel, junction	μT	5.	15.	6.	$\frac{4.}{8.}$	4500	15		$\frac{10mA}{100.}$	$\frac{20.}{20.}$		30
151-1030-00	2N138	CR	MOS FET, N-channel	T0-72E		15.	3.	$\frac{5.}{.25}$	6	12		$\frac{10.}{10.}$			
151-1033-00	2N6027	DL		T0-980											
151-1034-00	D/2N4417	CR	Dual & pair, N-channel, junction	CC-6	5.	12.	6.	$\frac{3.5}{1.3}$	3500	15	I _{DSS}	.100	7.	I _{DSS}	30
151-1035-00	D/2N4416	DL													
151-1040-00	2N140	CR	MOS FET, N-channel	T0-72F	5.	30.	4.	$\frac{7.}{.03}$	6	14	10.	1nA			
151-1044-00		OT	Dual & pair, N-channel	T0-71	.5	5.	4.5		1000			$\frac{50.}{50.}$			
151-1048-00	UC400Fmly	CR	FET, single, P-channel, junction	T0-106	4.	16.		$\frac{8.}{3.}$				$\frac{5.}{5.}$	$\frac{20.}{20.}$		40
151-1055-00	3N159	CR	MOS FET, N-channel	T0-72F	5.	30.	4.	$\frac{7.}{.03}$	10	14	10.	1nA			
151-1060-00	D/UC 4001	DL	Dual & pair, P-channel, junction	T0-71			3.	$\frac{9.}{2.5}$	1000	5	.25	.035	5.	.250	30
151-1061-00	E421	EN	Dual & pair, N-channel, junction	R-165	6.	30.		$\frac{3.5}{.8}$	4500	10	5.	$\frac{500.}{500.}$	$\frac{10.}{15.}$	5.	25
151-1065-00	2N4800	OB	FET, single, N-channel, junction	T0-106											
151-1072-00	D/UC 400	LS	Dual & pair, P-channel, junction	T0-71			3.	$\frac{9.}{2.5}$	1000	5	.25	.035	5.	.025	30
151-1079-00	MEM660/BK	LR	MOS FET, N-channel	T0-72C		10.	6.	$\frac{7.}{1.}$	30n	6	1.	10nA			
151-1083-00	MP3731, SP2597	DL	PNP germanium	T0-3	1.	.5			15	3	6.	320.	320.	2.	10
151-1101-00	2N5565	NP	FET, N-channel	T0-71											
151-1104-00	SD220	CS	DMOS FET, N Channel	T0-39B		10. μA	40.	$\frac{28.}{1.}$	200	15	100				
151-1105-00		CR	FET, dual, N-channel	T0-78	7.	20.	5.	$\frac{5.}{1.5}$	7000	10	5.	100.	15.		

TRANSISTORS (CONT)

FIELD EFFECT (FOR REFERENCE ONLY)

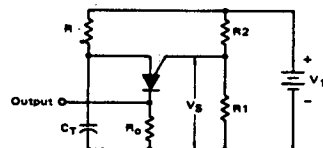
DO NOT USE IN NEW DESIGN

PART NUMBER	VENDOR #	ST	OTHER	CASE STYLE	I _{DSS} RANGE		V _P MAX (V)	C _{ISS} C _{RSS} (pF)	G _m @ V _{DG} & I _D			I _G @ V _{DG} & I _D			V _{DG} MIN (V)
					I _{DSS} MIN mA	I _{DSS} MAX mA			μMHOS or *R _{ON}	(V)	mA	I _{GSS} pA	V _{GS} (V)	mA	
151-1107-00	2N4391	CR	FET, single	T0-46											
151-1113-00	2N4392Fmly	CR	FET, N-channel, junction	T0-92	25.	150.	10.	14.							
151-1123-00	2N4220	PP	FET, N-channel	T0-7											
151-1131-00	FN4582	PP	FET, N-channel	T0-72C	.03	.09	1.8	$\frac{3.}{1.5}$							
151-1132-00		DL	FET, N-channel	T0-18C	5.	75.	4.	$\frac{14.}{3.5}$							
151-1133-00		DL	FET, N-channel	T0-18C	1.	3.6	2.5	$\frac{7.}{3.}$							
151-1134-00	FN4594	PP	FET, N-channel	T0-72C	.4	3.6	2.5	$\frac{7.}{3.}$							
151-1138-00		PP	FET, N-Channel	DIE FORM				$\frac{50.}{6.}$							

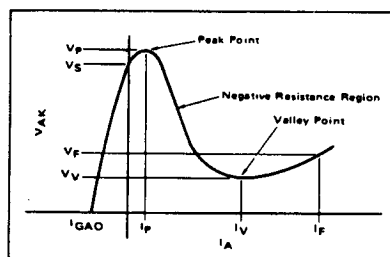
THYRISTORS

Limit the valley current in PUTs

Circuit designers sometimes run into difficulty when using parts that are typically much better than the data sheet specifications. A part that seems to be especially plagued by this problem is the Programmable Unijunction Transistor, PUT, (2N6027, 151-0508-00).

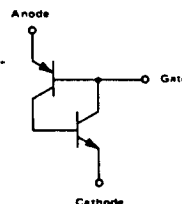


Typical Oscillator Circuit



Static Characteristics

A parameter that is critical to the operation of relaxation oscillator circuits is the Valley Current. (See below) This is typically on the order of 300 μ A for the PUT, but may be as low as 70 μ A. So, the charging resistor R_T should be large enough to limit the current to 70 μ A. The "rule of thumb" recommended by Motorola is to limit the current to half that amount.



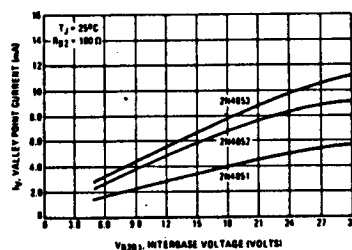
Transistor Equivalent

There have been questions about the terminal arrangement for the PUT. The recommended practice at Tektronix is to bend the center (gate) lead toward the flat side of the plastic case.

For copies of Motorola's application note on the "Theory, Characteristics and Applications of the Programmable Unijunction Transistor," contact me, Paul Johnson, ext. 2473, 78-552.

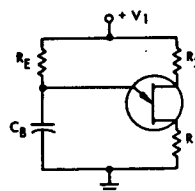
Unijunction transistor design guidelines

In the design of unijunction transistor (UJT) oscillators, the emitter resistor must be selected to provide less current than the valley current (I_V) of the UJT.



The UJT's used at Tektronix have I_V specified with $V_{BB} = 20$ volts.

A Motorola application note on UJT timers and oscillators is available. If you can use a copy, call Paul Johnson, ext. 2473.



I_V is roughly proportional to V_{BB} , and this should be considered when designing oscillators for use in 5 volt circuits. The current that may be used in a 20 volt circuit is likely to cause a 5 volt circuit to latch up.

THYRISTORS

SCR

FORWARD CURRENT MAX AMPS		FOR. + REV. BREAKOVER MIN VOLTS	I HOLD MAX mA	I ² T	GATE TRIGGER		† CASE STYLE	JEDEC OR VENDOR NUMBER	PART NUMBER	** ND	CC	†† RC	OTHER
RMS	D.C.				I MAX μA	V MAX (V)							
.5		200.	5.	.15	400.	0.8	T0-18	CB203	151-0529-00	A	I-	3G	Anode Lead Temperature 25°C
.8		30.	5.	.15	200.	0.8	T0-92	2N5060	151-0503-00	A	F	4F	
.8		150.	5.	.15	200.	0.8	T0-92	2N5063	151-0519-00	N	G+	3H	
2.7		200.	3.	.5	200.	0.8	T0-202	C106B2	151-0506-00	A	G	5E	
4.	2.6	600.	5.	2.6	200.	1.0	MU47	2N6241	151-0527-00	A	I-		
5.	1.7	200.	20.	15.	15.m	2.	T0-66	2N3228	151-0505-00	A	I		Screened 24 hr., 100°C, 200V peak AC
8.		50.	40.	25.	30.m	1.5	Mu-10	2N4441	151-0515-01	A	I-	4F	
8.		200.	30.	34.	25.m	1.5	T0-220	C122B	151-0521-00	A	I-	4E	
8.		200.	30.	34.	25.m	1.5	T0-220	C122B	151-0521-01	A	I+		
12.5	8.	200. REV. 600. ROR.	50.	165.	40.m	2.	T0-3	2N3669	151-0507-00	A	J		
12.5	8.	600.	50.	165.	40.m	2.	T0-3	2N4103	151-0511-00	A	K-	4E	IDRM or IRRM = 100μA Max. with VDRM or VVRM = 1200V
16.		50.	40.	100.	30.m	1.5	T0-220	2N6400	151-0528-00	A	I		
35.	22.	100.	70.	300.	40.m	2.	SC-18	2N3896	151-0526-00	A	J+		
35.		1200.	100.	540.	40.m	2.2	T0-48	C137PB	151-0524-00	N	O+		
63.	40.	50.	70.	4000.	110.m	3.	T0-65	40C10B	151-0512-00	N	M	3I	

TRIAC

MAXIMUM CURRENT AMPS RMS	BREAKOVER MIN VOLTS	I HOLD MAX mA	I ² T	QUADRANTS I & III GATE TRIGGER		† CASE STYLE	JEDEC OR VENDOR NUMBER	PART NUMBER	** ND	CC	†† RC	OTHER
				I MAX mA	V MAX (V)							
.8	400.	20.		10.	2.0	T0-92	SC92D	151-0539-00		I		Pressfit with brass bracket for crowbar circuit use only, not for power.
6.	400.	50.	26.5	50.	2.5	T0-220	SC141DX164	151-0522-00	A	I+	4G	
6.5	400.	50.	26.5	50.	2.5	T0-220	SC140D	151-0532-00	A	I+		
8.	600.	60.	50.	25.	2.5	T0-220	T2800M	151-0538-00		I	4H	
10.	400.	50.	60.	50.	2.5	T0-220	SC146D	151-0537-00	A	I+	3H	
25.	400.	75.	260.	50.	2.5	SPECIAL	SC261DX24	151-0540-00		K+		

UNIUNJUNCTION

V _{B2B1} MAX.	V _{B2E} V	I _E RMS MAX.	η @ 10V	I _P μA (MAX)	I _V mA (MIN)	F MAX KHz (MIN)	R _{bb} @ 3V, V _{B2B1}	POWER AMB. mW	† CASE STYLE	JEDEC OR VENDOR NO.	PART NUMBER	** ND	CC	†† RC
35.	30.	50.	.56-.75	2.	2.	100.	4.7 to 9.1 k	300.	T0-72H	2N4851	151-0504-00	A	G+	4E
35.	30.	50.	.70-.85	2.	4.(V _V -2V)	100.	4.7 to 9.1 k	300.	T0-72H	2N4851	151-0504-01			
35.	30.	50.	.70-.85	2.	4.	100.	4.7 to 9.1 k	300.	T0-72H	2N4852	151-0510-00	A	I-	4E
35.	30.	50.	.70-.85	.4	6.	100.	4.7 to 9.1 k	300.	T0-72H	2N4853	151-0513-00	A	H	

PROGRAMMABLE

VOLTAGE A-K MAX.	ANODE CURRENT		DISCHARGE ENERGY MAX.	I _G MAX mA	F MAX	POWER AMB. mW	† CASE STYLE	JEDEC OR VENDOR NO.	PART NUMBER	** ND	CC	†† RC
	DC	PEAK										
40.V	150mA	2A	250 μJ	50.	100 KHz	300.	T0-98	2N6027	151-0508-00	A	G	5F
40.V	150mA	2A	250 μJ	50.	100 KHz	300.	T0-98	2N6027	151-0508-01	N	H-	4E

** NEW DESIGN CODE

A = Acceptable
N = Not Recommended
Blank = No Recommendation

†† RELIABILITY CODES

USAGE/YR	CODE	FAILURE FREQ	CODE	%/YR (median)
≥10	1	1/100 000	A	= .001
≥100	2	1/50 000	B	= .002
≥1 000	3	1/20 000	C	= .005
≥10 000	4	1/10 000	D	= .01
≥100 000	5	1/5 000	E	= .02
≥1 000 000	6	1/2 000	F	= .05
≥10 000 000	7	1/1 000	G	= .1
		1/500	H	= .2
		1/200	I	= .5
		1/100	J	= 1.0+

For further explanation of this
code, see page 9-27.

COST CODE (CC COLUMN)

CODE	A	B	C	D	E	F	G	H	I	J	K	L	M	N	O
% VALUE with +	.75¢	2¢	3.75¢	6¢	10¢	18¢	35¢	60¢	\$1	\$2	\$3.75	\$6	\$10	\$18	\$35+
% VALUE no suffix	.5¢	1.5¢	3¢	5¢	8¢	15¢	25¢	50¢	75¢	\$1.50	\$3	\$5	\$8	\$15	\$25
% VALUE with -	.2¢	1.25¢	2.5¢	4.25¢	7¢	13¢	22¢	40¢	65¢	\$1.25	\$2.50	\$4.25	\$7	\$13	\$22

NOTE: Costs may vary from order to order due to order quantities, vendor, etc.

+ FOR CASE DRAWINGS, SEE PAGES 9-2 THRU 9-8.

SELECTED TRANSISTORS

**AVOID USING SELECTED COMPONENTS IF POSSIBLE IN NEW DESIGN,
SEE PAGE 9-33 (THESE ARE NOT STOCKED IN ENG STOCK)**

FINISHED PART NUMBER	RAW STOCK	CHARACTERISTICS	CC	†† RC
151-0124-02	151-0124-00	1. $I_{cbo} = 50 \text{ nA Max, } V_{CB} = 75 \text{ V}$ 2. $I_{ebo} = 25 \text{ nA Max, } V_{EB} = 4 \text{ V}$ 3. $BV_{ceo} = 120 \text{ V Min, } I_{CE} = 10 \text{ mA, Max V} = 200 \text{ V}$ 4. $BV_{cbo} = 120 \text{ V Min, } I_{CB} = 100 \text{ } \mu\text{A, Max V} = 200 \text{ V}$ 5. $h_{FE} = 35 \text{ Min, } V_{CE} = 10 \text{ V, } I_C = 100 \text{ } \mu\text{A}$ 6. $h_{FE} = 50 \text{ Min, } V_{CE} = 10 \text{ V, } I_C = 1000 \text{ } \mu\text{A}$ 7. $h_{FE} = 74.9 \text{ Min, } V_{CE} = 10 \text{ V, } I_C = 10 \text{ mA}$ 8. $h_{FE} = 100 \text{ Min, } V_{CE} = 10 \text{ V, } I_C = 150 \text{ mA}$ 9. $h_{FE} = 300 \text{ Max, } V_{CE} = 10 \text{ V, } I_C = 150 \text{ mA}$	I+	4D
151-0126-01	156-0126-00	1. $I_{ces} = 2 \text{ nA Max, } V_{CE} = 5 \text{ V}$ 2. $I_{cbo} = 10 \text{ nA Max, } V_{CB} = 45 \text{ V}$ 3. $I_{ebo} = 10 \text{ nA Max, } V_{EB} = 5 \text{ V}$ 4. $BV_{ceo} = 60 \text{ V Min, } I_{CE} = 10 \text{ mA}$ 5. $BV_{cbo} = 60 \text{ V Min, } I_{CB} = 10 \text{ } \mu\text{A}$ 6. $BV_{ebo} = 6 \text{ V Min, } I_{EB} = 10 \text{ } \mu\text{A}$ 7. $h_{FE} = 30 \text{ Min, } V_{CE} = 5 \text{ V, } I_C = 1 \text{ } \mu\text{A}$ 8. $h_{FE} = 100 \text{ Min, } V_{CE} = 5 \text{ V, } I_C = 10 \text{ } \mu\text{A}$ 9. $h_{FE} = 500 \text{ Max, } V_{CE} = 5 \text{ V, } I_C = 10 \text{ } \mu\text{A}$ 10. $h_{FE} = 175 \text{ Min, } V_{CE} = 5 \text{ V, } I_C = 100 \text{ } \mu\text{A}$ 11. $h_{FE} = 200 \text{ Min, } V_{CE} = 5 \text{ V, } I_C = 500 \text{ } \mu\text{A}$ 12. $h_{FE} = 250 \text{ Min, } V_{CE} = 5 \text{ V, } I_C = 1 \text{ mA}$ 13. $h_{FE} = 800 \text{ Max, } V_{CE} = 5 \text{ V, } I_C = 10 \text{ mA}$ 14. $V_{CE} = .35 \text{ V Max, } I_C = 1000 \text{ } \mu\text{A, } I_B = 100 \text{ } \mu\text{A}$ 15. $V_{BEON} = .5 \text{ V Min, } V_{CE} = 5 \text{ V, } I_C = 100 \text{ } \mu\text{A}$ 16. $V_{BEON} = .7 \text{ V Max, } V_{CE} = 5 \text{ V, } I_C = 100 \text{ } \mu\text{A}$	G	
151-0127-04	151-0127-00	1. $I_{cbo} = 400 \text{ nA Max, } V_{CB} = 20 \text{ V}$ 2. $I_{ces} = 50 \text{ nA Max, } V_{CE} = 15 \text{ V}$ 3. $BV_{cbo} = 40 \text{ V Min, } I_{CB} = 10 \text{ } \mu\text{A, Max DLV} = 120 \text{ V}$ 4. $BV_{ceo} = 15 \text{ V Min, } I_{CE} = 10 \text{ mA, Max DLV} = 55 \text{ V}$ 5. $h_{FE} = 50 \text{ Min, } V_{CE} = 1 \text{ V, } I_C = 10 \text{ mA}$ 6. $h_{FE} = 20 \text{ Min, } V_{CE} = 2 \text{ V, } I_C = 100 \text{ mA}$ 7. $V_{CE} = .25 \text{ V Max, } I_C = 10 \text{ mA, } I_B = 1 \text{ mA}$ 8. $V_{BE} = .7 \text{ V Min, } I_C = 10 \text{ mA, } I_B = 1 \text{ mA}$ 9. $V_{BE} = .85 \text{ V Max, } I_C = 10 \text{ mA, } I_B = 1 \text{ mA}$ 10. $h_{FE} = 120 \text{ Max, } V_{CE} = 1 \text{ V, } I_C = 10 \text{ mA}$ 11. $BV_{ebo} = 4.5 \text{ V Min, } I_{EB} = 10 \text{ } \mu\text{A, Max DLV} = 14.5 \text{ V}$	G	4D

COST CODE (CC COLUMN)

CODE	A	B	C	D	E	F	G	H	I	J	K	L	M	N	O
% VALUE with +	.75¢	2¢	3.75¢	6¢	10¢	18¢	35¢	60¢	\$1	\$2	\$3.75	\$6	\$10	\$18	\$35+
% VALUE no suffix	.5¢	1.5¢	3¢	5¢	8¢	15¢	25¢	50¢	75¢	\$1.50	\$3	\$5	\$8	\$15	\$25
% VALUE with -	.2¢	1.25¢	2.5¢	4.25¢	7¢	13¢	22¢	40¢	65¢	\$1.25	\$2.50	\$4.25	\$7	\$13	\$22

NOTE: Costs may vary from order to order due to order quantities, vendor, etc.

†† CATALOG RELIABILITY CODES

USAGE/YR	CODE	FAILURE FREQ	CODE	%/YR (median)
≥10	1	1/100 000	A	.001
≥100	2	1/50 000	B	.002
≥1 000	3	1/20 000	C	.005
≥10 000	4	1/10 000	D	.01
≥100 000	5	1/5 000	E	.02
≥1 000 000	6	1/2 000	F	.05
≥10 000 000	7	1/1 000	G	.1
		1/500	H	.2
		1/200	I	.5
		1/100	J	1.0+

For further explanation of this code, see page 9-27.

SELECTED TRANSISTORS (CONT)

AVOID USING SELECTED COMPONENTS IF POSSIBLE IN NEW DESIGN,
SEE PAGE 9-33 (THESE ARE NOT STOCKED IN ENG STOCK)

FINISHED PART NUMBER	RAW STOCK	CHARACTERISTICS	CC	TT RC
151-0188-03	151-0188-00	<ol style="list-style-type: none"> 1. $I_{ces} = 50 \text{ nA Max, } V_{CE} = 38 \text{ V}$ 2. $I_{cev} = 50 \text{ nA Max, } V_{CE} = 30 \text{ V, } V_{EB} = 3 \text{ V}$ 3. $I_{BEV} = 50 \text{ nA Max, } V_{BE} = 30 \text{ V, } V_X = 3 \text{ V}$ 4. $BV_{cbo} = 40 \text{ V Min, } I_{CB} = 10 \text{ } \mu\text{A, Max DLV} = 120 \text{ V}$ 5. $BV_{ceo} = 40 \text{ V Min, } I_{CE} = 1 \text{ mA, Max DLV} = 120 \text{ V}$ 6. $BV_{ebo} = 5 \text{ V Min, } I_{EB} = 10 \text{ } \mu\text{A, Max DLV} = 15 \text{ V}$ 7. $h_{FE} = 60 \text{ Min, } V_{CE} = 1 \text{ V, } I_C = 100 \text{ } \mu\text{A}$ 8. $h_{FE} = 80 \text{ Min, } V_{CE} = 1 \text{ V, } I_C = 1 \text{ mA}$ 9. $h_{FE} = 100 \text{ Min, } V_{CE} = 1 \text{ V, } I_C = 10 \text{ mA}$ 10. $h_{FE} = 300 \text{ Max, } V_{CE} = 1 \text{ V, } I_C = 10 \text{ mA}$ 11. $h_{FE} = 60 \text{ Min, } V_{CE} = 1 \text{ V, } I_C = 50 \text{ mA}$ 12. $h_{FE} = 30 \text{ Min, } V_{CE} = 1 \text{ V, } I_C = 100 \text{ mA}$ 13. $V_{BE} = .65 \text{ V Min, } I_C = 10 \text{ mA, } I_B = 1 \text{ mA}$ 14. $V_{BE} = .85 \text{ V Max, } I_C = 10 \text{ mA, } I_B = 1 \text{ mA}$ 15. $V_{BE} = .95 \text{ V Max, } I_C = 50 \text{ mA, } I_B = 5 \text{ mA}$ 16. $V_{CE} = .25 \text{ V Max, } I_C = 10 \text{ mA, } I_B = 1000 \text{ } \mu\text{A}$ 17. $V_{CE} = .4 \text{ V Max, } I_C = 50 \text{ mA, } I_B = 5 \text{ mA}$ 	E	5D
151-0190-05	151-0190-00	<ol style="list-style-type: none"> 1. $I_{ces} = 50 \text{ nA Max, } V_{CE} = 38 \text{ V}$ 2. $I_{cev} = 50 \text{ nA Max, } V_{CE} = 40 \text{ V, } V_{OB} = 3 \text{ V}$ 3. $I_{bev} = 50 \text{ nA Max, } V_{BE} = 40 \text{ V, } V_{OB} = 3 \text{ V}$ 4. $BV_{ceo} = 40 \text{ V Min, } I_{CE} = 1 \text{ mA, Max DLV} = 120 \text{ V}$ 5. $BV_{cbo} = 60 \text{ V Min, } I_{CB} = 10 \text{ } \mu\text{A, Max DLV} = 180 \text{ V}$ 6. $BV_{ebo} = 6 \text{ V Min, } I_{EB} = 10 \text{ } \mu\text{A, Max DLV} = 26 \text{ V}$ 7. $V_{CE} = .2 \text{ V Max, } I_C = 10 \text{ mA, } I_B = 1000 \text{ } \mu\text{A}$ 8. $V_{CE} = .3 \text{ V Max, } I_C = 50 \text{ mA, } I_B = 5 \text{ mA}$ 9. $V_{BE} = .85 \text{ V Max, } I_C = 10 \text{ mA, } I_B = 1000 \text{ } \mu\text{A}$ 10. $V_{BE} = .95 \text{ V Max, } I_C = 50 \text{ mA, } I_B = 5 \text{ mA}$ 11. $h_{FE} = 40 \text{ Min, } V_{CE} = 1 \text{ V, } I_C = 100 \text{ } \mu\text{A}$ 12. $h_{FE} = 69.9 \text{ Min, } V_{CE} = 1 \text{ V, } I_C = 1 \text{ mA}$ 13. $h_{FE} = 100 \text{ Min, } V_{CE} = 1 \text{ V, } I_C = 10 \text{ mA}$ 14. $h_{FE} = 400 \text{ Max, } V_{CE} = 1 \text{ V, } I_C = 10 \text{ mA}$ 15. $h_{FE} = 60 \text{ Min, } V_{CE} = 1 \text{ V, } I_C = 50 \text{ mA}$ 16. $h_{FE} = 30 \text{ Min, } V_{CE} = 1 \text{ V, } I_C = 100 \text{ mA}$ 17. $h_{FE} = 100 \text{ Min, } V_{CB} = 10 \text{ V, } I_E = 1 \text{ mA}$ 18. $h_{FE} = 400 \text{ Max, } V_{CB} = 10 \text{ V, } I_E = 1 \text{ mA}$ 	E	5C
151-0192-03	151-0192-00	<ol style="list-style-type: none"> 1. $I_{cbo} = 50 \text{ nA Max, } V_{CB} = 30 \text{ V}$ 2. $I_{ces} = 50 \text{ nA Max, } V_{CE} = 38 \text{ V}$ 3. $BV_{ebo} = 4 \text{ V Min, } I_{EB} = 10 \text{ } \mu\text{A, Max DLV} = 24 \text{ V}$ 4. $BV_{ceo} = 25 \text{ V Min, } I_{CE} = 500 \text{ } \mu\text{A, Max DLV} = 105 \text{ V}$ 5. $h_{FE} = 300 \text{ Min, } V_{CE} = 10 \text{ V, } I_C = 2 \text{ mA}$ 6. $h_{FE} = 600 \text{ Max, } V_{CE} = 10 \text{ V, } I_C = 2 \text{ mA}$ 7. $V_{CE} = .5 \text{ V Max, } I_C = 50 \text{ mA, } I_B = 5 \text{ mA}$ 8. $h_{FE} = 150 \text{ Min, } V_{CE} = 10 \text{ V, } I_C = 100 \text{ } \mu\text{A}$ 	E+	5D

SELECTED TRANSISTORS (CONT)

AVOID USING SELECTED COMPONENTS IF POSSIBLE IN NEW DESIGN,
SEE PAGE 9-33 (THESE ARE NOT STOCKED IN ENG STOCK)

FINISHED PART NUMBER	RAW STOCK	CHARACTERISTICS	CC	++ RC
151-0198-02	151-0198-00	<ol style="list-style-type: none"> 1. $I_{cbo} = 10 \text{ nA Max, } V_{CB} = 15 \text{ V}$ 2. $BV_{cbo} = 30 \text{ V Min, } I_{CB} = 1 \text{ } \mu\text{A, Max DLV} = 110 \text{ V}$ 3. $BV_{ebo} = 3 \text{ V Min, } I_{EB} = 10 \text{ } \mu\text{A, Max DLV} = 23 \text{ V}$ 4. $h_{FE} = 40 \text{ Min, } V_{CE} = 1 \text{ V, } I_C = 3 \text{ mA}$ 5. $V_{BE} = 1 \text{ V Max, } I_C = 10 \text{ mA, } I_B = 1 \text{ mA}$ 6. $BV_{ceo} = 15 \text{ V Min, } I_{CE} = 3 \text{ mA, Max DLV} = 55 \text{ V}$ 7. $V_{CE} = .40 \text{ V Max, } I_C = 10 \text{ mA, } I_B = 1 \text{ mA}$ 8. $I_{ces} = 10 \text{ nA Max, } V_{CE} = 25 \text{ V}$ 	F-	
151-0199-02	151-0199-00	<ol style="list-style-type: none"> 1. $I_{ces} = 10 \text{ nA Max, } V_{CE} = 10 \text{ V}$ 2. $BV_{ceo} = 12 \text{ V Min, } I_{CE} = 10 \text{ mA, Max DLV} = 52 \text{ V}$ 3. $BV_{ces} = 12 \text{ V Min, } I_{CE} = 100 \text{ } \mu\text{A, Max DLV} = 52 \text{ V}$ 4. $BV_{cbo} = 12 \text{ V Min, } I_{CB} = 100 \text{ } \mu\text{A, Max DLV} = 52 \text{ V}$ 5. $BV_{ebo} = 4 \text{ V Min, } I_{EB} = 100 \text{ } \mu\text{A, Max DLV} = 14 \text{ V}$ 6. $V_{CE} = .2 \text{ V Max, } I_C = 10 \text{ mA, } I_B = 1 \text{ mA}$ 7. $V_{CE} = .6 \text{ V Max, } I_C = 50 \text{ mA, } I_B = 50 \text{ mA}$ 8. $V_{BE} = .75 \text{ V Min, } I_C = 10 \text{ mA, } I_B = 500 \text{ } \mu\text{A}$ 9. $V_{BE} = .95 \text{ V Max, } I_C = 10 \text{ mA, } I_B = 500 \text{ } \mu\text{A}$ 10. $V_{BE} = .8 \text{ V Min, } I_C = 10 \text{ mA, } I_B = 1 \text{ mA}$ 11. $V_{BE} = 1 \text{ V Max, } I_C = 10 \text{ mA, } I_B = 1 \text{ mA}$ 12. $V_{BE} = 1.5 \text{ V Max, } I_C = 50 \text{ mA, } I_B = 5 \text{ mA}$ 13. $h_{FE} = 30 \text{ Min, } V_{CE} = .3 \text{ V, } I_C = 10 \text{ mA}$ 14. $h_{FE} = 120 \text{ Max, } V_{CE} = .3 \text{ V, } I_C = 10 \text{ mA}$ 15. $h_{FE} = 20 \text{ Min, } V_{CE} = 1 \text{ V, } I_C = 50 \text{ mA}$ 	E	
151-0208-04	151-0208-02	<ol style="list-style-type: none"> 1. $C_{ob} \leq 30 \text{ pF, } V_{CB} = 10 \text{ V}$ 2. $C_{Ib} \leq 110 \text{ pF, } V_{EB} = .5 \text{ V}$ 3. $BV_{cbo} \geq 90 \text{ V} \leq 130 \text{ V, } I_{CB} = 100 \text{ } \mu\text{A}$ 4. $BV_{ebo} \geq 7 \text{ V} \leq 17 \text{ V, } I_{EB} = 100 \text{ } \mu\text{A}$ 5. $BV_{cev} \geq 85 \text{ V} \leq 105 \text{ V, } I_{CE} = 20 \text{ mA, } V_X = 1.5 \text{ V}$ 6. $BV_{cer} \geq 85 \text{ V, } I_{CE} = 20 \text{ mA, } R_X = .2 \text{ k}$ 7. $BV_{ceo} \geq 75 \text{ V} \leq 95 \text{ V, } I_{CE} = 20 \text{ mA}$ 8. $V_{CE} \leq .65 \text{ V, } I_C = 150 \text{ mA, } I_B = 15 \text{ mA}$ 9. $I_{cbo} \leq 20 \text{ nA, } V_{CB} = 60 \text{ V}$ 10. $I_{ceo} \leq 500 \text{ nA, } V_{CE} = 33 \text{ V}$ 11. $I_{ebo} \leq 20 \text{ nA, } V_{EB} = 5 \text{ V}$ 12. $I + h_{FE} I_B = 5 \text{ } \mu\text{A Max, } V_{CB} = 10 \text{ V, } I_E = 100 \text{ } \mu\text{A}$ 13. $h_{FE} \geq 40, V_{CE} = 10 \text{ V, } I_C = 150 \text{ mA}$ 14. $h_{FE} \leq 140.2, V_{CE} = 10 \text{ V, } I_C = 150 \text{ mA}$ 15. $h_{FE} \geq 20, V_{CE} = 10 \text{ V, } I_C = 500 \text{ mA}$ 	H	

SELECTED TRANSISTORS (CONT)

AVOID USING SELECTED COMPONENTS IF POSSIBLE IN NEW DESIGN,
SEE PAGE 9-33 (THESE ARE NOT STOCKED IN ENG STOCK)

FINISHED PART NUMBER	RAW STOCK	CHARACTERISTICS	CC	†† RC
151-0211-02	151-0211-01	<ol style="list-style-type: none"> 1. $I_{ebo} \leq 100 \text{ nA}$, $V_{EB} = 3 \text{ V}$ 2. $I_{cbo} \leq 10 \text{ nA}$, $V_{CB} = 50 \text{ V}$ 3. $I_{ces} \leq 100 \text{ nA}$, $V_{CE} = 50 \text{ V}$ 4. $I_{ceo} \leq 1 \text{ } \mu\text{A}$, $V_{CE} = 28 \text{ V}$ 5. $V_{CE(sat)} \leq .5 \text{ V}$, $I_C = 50 \text{ mA}$, $I_B = 5 \text{ mA}$ 6. $h_{FE} \geq 50$, $I_C = 50 \text{ mA}$, $V_{CE} = 5 \text{ V}$ 7. $h_{FE} \leq 150$, $I_C = 50 \text{ mA}$, $V_{CE} = 5 \text{ V}$ 8. $V_{CE(sat)} \geq .1 \text{ V}$, $I_C = 50 \text{ mA}$, $I_B = 5 \text{ mA}$ 9. $V_{BE(sat)} \geq .6 \text{ V}$, $I_C = 50 \text{ mA}$, $I_B = 5 \text{ mA}$ 10. Power Stress Test = $35 \text{ V @ } 100 \text{ mA} \leq 5 \text{ sec.}$ 	J-	3H
151-0216-02	151-0216-00	<ol style="list-style-type: none"> 1. $I_{cbo} = 50 \text{ nA Max}$, $V_{CB} = 20 \text{ V}$ 2. $BV_{ebo} = 4 \text{ V Min}$, $I_{EB} = 10 \text{ } \mu\text{A}$, Max DLV = 24 V 3. $h_{FE} = 150 \text{ Min}$, $V_{CE} = 10 \text{ V}$, $I_C = 100 \text{ } \mu\text{A}$ 4. $BV_{ceo} = 25 \text{ V Min}$, $I_{CE} = 500 \text{ } \mu\text{A}$, Max DLV = 105 V 5. $h_{FE} = 600 \text{ Max}$, $V_{CE} = 10 \text{ V}$, $I_C = 2 \text{ mA}$ 6. $h_{FE} = 300 \text{ Min}$, $V_{CE} = 10 \text{ V}$, $I_C = 2 \text{ mA}$ 7. $V_{CE} = .5 \text{ V Max}$, $I_C = 25 \text{ mA}$, $I_B = 2.5 \text{ mA}$ 8. $I_{ces} = 50 \text{ nA Max}$, $V_{CE} = 23 \text{ V}$ 	E+	5B
151-0220-04	151-0220-00	<ol style="list-style-type: none"> 1. $C_{ob} = \leq 4.5 \text{ pF}$, $V_{CB} = 5 \text{ V}$ 2. $C_{IB} = \leq 8 \text{ pF}$, $V_{EB} = .5 \text{ V}$ 3. $BV_{cbo} = \geq 40 \text{ V} \leq 60 \text{ V}$, $I_{CB} = 10 \text{ } \mu\text{A}$ 4. $BV_{ces} \geq 40 \text{ V} \leq 60 \text{ V}$, $I_{CE} = 10 \text{ } \mu\text{A}$ 5. $BV_{ceo} = \geq 40 \text{ V} \leq 60 \text{ V}$, $I_{CE} = 10 \text{ mA}$ 6. $BV_{ebo} \geq 5 \text{ V} \leq 15 \text{ V}$, $I_{EB} = 10 \text{ } \mu\text{A}$ 7. $I_{ces} = \leq 25 \text{ nA}$, $V_{CE} = 30 \text{ V}$ 8. $I_{ces} = \leq 50 \text{ nA}$, $V_{CE} = 38 \text{ V}$ 9. $I + h_{FE} I_B = \leq 1666 \text{ nA}$, $V_{CB} = 1 \text{ V}$, $I_E = 100 \text{ } \mu\text{A}$ 10. $D_X = h_{FE}$ 60 min tests #C, 11 ABS ratio const .100 V 11. $h_{FE} = \geq 80$, $V_{CE} = 1 \text{ V}$, $I_C = 1000 \text{ } \mu\text{A}$ 12. $h_{FE} = \geq 100$, $V_{CE} = 1 \text{ V}$, $I_C = 10 \text{ mA}$ 13. $h_{FE} = \leq 300$, $V_{CE} = 1 \text{ V}$, $I_C = 10 \text{ mA}$ 14. $h_{FE} \geq 30$, $V_{CE} = 1 \text{ V}$, $I_C = 50 \text{ mA}$ 15. $V_{CE} = .13 \text{ V Max}$, $I_C = 1000 \text{ } \mu\text{A}$, $I_B = 100 \text{ } \mu\text{A}$ 16. $V_{CE} = .14 \text{ V Max}$, $I_C = 10 \text{ mA}$, $I_B = 1000 \text{ } \mu\text{A}$ 17. $V_{CE} = .3 \text{ V Max}$, $I_C = 50 \text{ mA}$, $I_B = 5 \text{ mA}$ 18. $V_{BE} = .75 \text{ V Max}$, $I_C = 1000 \text{ } \mu\text{A}$, $I_B = 100 \text{ } \mu\text{A}$ 19. $V_{BE} = .7 \text{ V Max}$, $I_C = 10 \text{ mA}$, $I_B = 1000 \text{ } \mu\text{A}$ 20. $V_{BE} = .9 \text{ V Max}$, $I_C = 10 \text{ mA}$, $I_B = 1000 \text{ } \mu\text{A}$ 21. $V_{BE} = 1.1 \text{ V Max}$, $I_C = 50 \text{ mA}$, $I_B = 5 \text{ mA}$ 	F	
151-0220-05	151-0220-05	<ol style="list-style-type: none"> 1. Burn-in for 72 hours 2. 100% electrical (same as 151-0220-04) 	G-	

SELECTED TRANSISTORS (CONT)

AVOID USING SELECTED COMPONENTS IF POSSIBLE IN NEW DESIGN,
SEE PAGE 9-33 (THESE ARE NOT STOCKED IN ENG STOCK)

FINISHED PART NUMBER	RAW STOCK	CHARACTERISTICS	CC	†† RC
151-0221-05	151-0221-00	<ol style="list-style-type: none"> Burn-in $C_{ob} = \leq 3 \text{ pF}$, $V_{CB} = 5 \text{ V}$ $C_{TB} = \leq 3.5 \text{ pF}$, $V_{EB} = .5 \text{ V}$ $BV_{cbo} = \geq 12 \text{ V}$, $I_{CB} = 100 \text{ } \mu\text{A}$ $BV_{ces} = \geq 12 \text{ V}$, $I_{ces} = 100 \text{ } \mu\text{A}$ $BV_{ceo} = \geq 12 \text{ V}$, $I_{CE} = 3 \text{ mA}$ $BV_{ebo} = \geq 4.5 \text{ V} \leq 14.5 \text{ V}$, $I_{EB} = 100 \text{ } \mu\text{A}$ $I_{ces} = \leq 10 \text{ nA}$, $V_{CE} = 10 \text{ V}$ $V_{BE} = \leq 1.5 \text{ V}$, $I_C = 50 \text{ mA}$, $I_B = 5 \text{ mA}$ $V_{BE} = \geq .73 \text{ V}$, $I_C = 10 \text{ mA}$, $I_B = 1000 \text{ } \mu\text{A}$ $V_{BE} = \leq .95 \text{ V}$, $I_C = 10 \text{ mA}$, $I_B = 1000 \text{ } \mu\text{A}$ $V_{CE} = \leq .5 \text{ V}$, $I_C = 50 \text{ mA}$, $I_B = 5 \text{ mA}$ $V_{CE} = \leq .15 \text{ V}$, $I_C = 10 \text{ mA}$, $I_B = 1000 \text{ } \mu\text{A}$ $h_{FE} = \geq 30$, $V_{CE} = 1 \text{ V}$, $I_C = 50 \text{ mA}$ $h_{FE} = \geq 30$, $V_{CE} = .3 \text{ V}$, $I_C = 10 \text{ mA}$ $h_{FE} = \leq 120$, $V_{CE} = .3 \text{ V}$, $I_C = 10 \text{ mA}$ $h_{FE} \geq 15$, $V_{CE} = .5 \text{ V}$, $I_C = 1000 \text{ } \mu\text{A}$ 	G	
151-0223-03	151-0223-00	<ol style="list-style-type: none"> $I_{ces} = 400 \text{ nA Max}$, $V_{CE} = 20 \text{ V}$ $BV_{ces} = 40 \text{ V Min}$, $I_{CE} = 10 \text{ } \mu\text{A}$, Max DLV = 120 V $BV_{ceo} = 15 \text{ V Min}$, $I_{CE} = 10 \text{ mA}$, Max DLV = 55 V $BV_{cbo} = 40 \text{ V Min}$, $I_{CB} = 10 \text{ } \mu\text{A}$, Max DLV = 120 V $I_{ebo} = 10 \text{ } \mu\text{A Max}$, $V_{EB} = 4.5 \text{ V}$ $V_{BE} = .72 \text{ V Min}$, $I_C = 10 \text{ mA}$, $I_B = 1 \text{ mA}$ $V_{BE} = .85 \text{ V Max}$, $I_C = 10 \text{ mA}$, $I_B = 1 \text{ mA}$ $V_{BE} = 1.15 \text{ V Max}$, $I_C = 30 \text{ mA}$, $I_B = 3 \text{ mA}$ $V_{BE} = 1.6 \text{ V Max}$, $I_C = 100 \text{ mA}$, $I_B = 10 \text{ mA}$ $V_{CE} = .2 \text{ V Max}$, $I_C = 10 \text{ mA}$, $I_B = 1 \text{ mA}$ $V_{CE} = .18 \text{ V Max}$, $I_C = 10 \text{ mA}$, $I_B = 3.3 \text{ mA}$ $V_{CE} = .25 \text{ V Max}$, $I_C = 30 \text{ mA}$, $I_B = 3 \text{ mA}$ $V_{CE} = .5 \text{ V Max}$, $I_C = 100 \text{ mA}$, $I_B = 10 \text{ mA}$ $h_{FE} = 35 \text{ Min}$, $V_{CE} = 1 \text{ V}$, $I_C = 10 \text{ mA}$ $h_{FE} = 120 \text{ Max}$, $V_{CE} = 1 \text{ V}$, $I_C = 10 \text{ mA}$ $h_{FE} = 30 \text{ Min}$, $V_{CE} = .4 \text{ V}$, $I_C = 30 \text{ mA}$ $h_{FE} = 18 \text{ Min}$, $V_{CE} = 1 \text{ V}$, $I_C = 100 \text{ mA}$ 	F-	

COST CODE (CC COLUMN)

CODE	A	B	C	D	E	F	G	H	I	J	K	L	M	N	O
% VALUE with +	.75¢	2¢	3.75¢	6¢	10¢	18¢	35¢	60¢	\$1	\$2	\$3.75	\$6	\$10	\$18	\$35+
% VALUE no suffix	.5¢	1.5¢	3¢	5¢	8¢	15¢	25¢	50¢	75¢	\$1.50	\$3	\$5	\$8	\$15	\$25
% VALUE with -	.2¢	1.25¢	2.5¢	4.25¢	7¢	13¢	22¢	40¢	65¢	\$1.25	\$2.50	\$4.25	\$7	\$13	\$22

NOTE: Costs may vary from order to order due to order quantities, vendor, etc.

†† CATALOG RELIABILITY CODES

USAGE/YR	CODE	FAILURE FREQ	CODE	%/YR (median)
≥ 10	1	1/100 000	A	.001
≥ 100	2	1/50 000	B	.002
$\geq 1 000$	3	1/20 000	C	.005
$\geq 10 000$	4	1/10 000	D	.01
$\geq 100 000$	5	1/5 000	E	.02
$\geq 1 000 000$	6	1/2 000	F	.05
$\geq 10 000 000$	7	1/1 000	G	.1
		1/500	H	.2
		1/200	I	.5
		1/100	J	1.0+

For further explanation of this code, see page 9-27.

SELECTED TRANSISTORS (CONT)

AVOID USING SELECTED COMPONENTS IF POSSIBLE IN NEW DESIGN,
SEE PAGE 9-33 (THESE ARE NOT STOCKED IN ENG STOCK)

FINISHED PART NUMBER	RAW STOCK	CHARACTERISTICS	CC	++ RC
151-0224-02	151-0224-00	<ol style="list-style-type: none"> 1. $I_{ces} = 50 \text{ nA Max, } V_{CE} = 38 \text{ V}$ 2. $I_{cev} = 50 \text{ nA Max, } V_{CE} = 30 \text{ V, } V_x = 3 \text{ V}$ 3. $I_{bev} = 50 \text{ nA Max, } V_{BE} = 30 \text{ V, } V_x = 3 \text{ V}$ 4. $I_{ebo} = 10 \text{ nA Max, } V_{EB} = 6 \text{ V}$ 5. $BV_{ceo} = 40 \text{ V Min, } I_{CE} = 1 \text{ mA, Max DLV} = 120 \text{ V}$ 6. $BV_{cbo} = 60 \text{ V Min, } I_{CB} = 10 \text{ } \mu\text{A, Max DLV} = 180 \text{ V}$ 7. $V_{CE} = .2 \text{ V Max, } I_C = 10 \text{ mA, } I_B = 1 \text{ mA}$ 8. $V_{CE} = .3 \text{ V Max, } I_C = 50 \text{ mA, } I_B = 5 \text{ mA}$ 9. $V_{BE} = .85 \text{ V Max, } I_C = 10 \text{ mA, } I_B = 1 \text{ mA}$ 10. $V_{BE} = .95 \text{ V Max, } I_C = 50 \text{ mA, } I_B = 5 \text{ mA}$ 11. $h_{FE} = 40 \text{ Min, } V_{CE} = 1 \text{ V, } I_C = .1 \text{ mA}$ 12. $h_{FE} = 70 \text{ Min, } V_{CE} = 1 \text{ V, } I_C = 1 \text{ mA}$ 13. $h_{FE} = 100 \text{ Min, } V_{CE} = 1 \text{ V, } I_C = 10 \text{ mA}$ 14. $h_{FE} = 400 \text{ Max, } V_{CE} = 1 \text{ V, } I_C = 10 \text{ mA}$ 15. $h_{FE} = 60 \text{ Min, } V_{CE} = 1 \text{ V, } I_C = 50 \text{ mA}$ 16. $h_{FE} = 30 \text{ Min, } V_{CE} = 1 \text{ V, } I_C = 100 \text{ mA}$ 	F-	
151-0270-03	151-0270-00	<ol style="list-style-type: none"> 1. Burn in for 72 hours 2. $C_{ob} \leq 6 \text{ pF, } V_{CB} = 10 \text{ V}$ 3. $BV_{ceo} \geq 150 \text{ V, } I_{CE} = 10 \text{ mA}$ 4. $BV_{ebo} \geq 3.5 \text{ V, } I_{EB} = 10 \text{ } \mu\text{A}$ 5. $I_{ceo} \leq 1000 \text{ nA, } V_{CB} = 140 \text{ V}$ 6. $I_{ebo} \leq 1000 \text{ nA, } V_{EB} = 3 \text{ V}$ 7. $I_{ceo} \leq 100 \text{ } \mu\text{A, } V_{CE} = 120 \text{ V}$ 8. $h_{FE} \geq 40, V_{CE} = 10 \text{ V, } I_C = 10 \text{ mA}$ 9. $V_{CE} \leq .6 \text{ V, } I_C = 10 \text{ mA, } I_B = 1000 \text{ } \mu\text{A}$ 10. $BV_{cbo} \geq 150 \text{ V, } I_{CB} = 10 \text{ } \mu\text{A}$ 	I-	

SELECTED TRANSISTORS (CONT)

AVOID USING SELECTED COMPONENTS IF POSSIBLE IN NEW DESIGN,
SEE PAGE 9-33 (THESE ARE NOT STOCKED IN ENG STOCK)

FINISHED PART NUMBER	RAW STOCK	CHARACTERISTICS	CC	++ RC
151-0274-01	151-0274-00	<ol style="list-style-type: none"> 1. Burn-in for 72 hours 2. $C_{ob} = \leq 4.5 \text{ pF}$, $V_{CB} = 40 \text{ V}$ 3. $BV_{cbo} = \geq 150 \text{ V} \leq 170 \text{ V}$, $I_{CB} = 100 \mu\text{A}$ 4. $BV_{ceo} = \geq 150 \text{ V} \leq 170 \text{ V}$, $I_{CE} = 10 \text{ mA}$ 5. $I_{cbo} = \leq 50 \text{ nA}$, $V_{CB} = 40 \text{ V}$ 6. $h_{FE} = \geq 50$, $V_{CE} = 20 \text{ V}$, $I_C = 10 \text{ mA}$ 7. $I_{ebo} = \leq 50 \text{ nA}$, $V_{EB} = 3.5 \text{ V}$ 	J+	
151-0279-02	151-0279-01	<ol style="list-style-type: none"> 1. Preconditioning 48 hours @ + 250 V 2. $V_{CED(sus)} \geq 300 \text{ V}$, $I_C = 5 \text{ mA}$ 3. $h_{FE} \geq 20$, $V_{CE} = 20 \text{ V}$, $I_V = 1 \text{ mA}$ 4. $h_{FE} \geq 40$, $V_{CE} = 20 \text{ V}$, $I_C = 10 \text{ mA}$ 5. $h_{FE} \geq 40$, $V_{CE} = 20 \text{ V}$, $I_C = 30 \text{ mA}$ 6. $V_{CE(sat)} \leq 1 \text{ V}$, $I_C = 20 \text{ mA}$, $I_B = 2 \text{ mA}$ 7. $V_{BE(sat)} \leq .85 \text{ V}$, $I_C = 20 \text{ mA}$, $I_B = 2 \text{ mA}$ 8. $BV_{cbo} \geq 300 \text{ V}$, $I_C = 100 \mu\text{A}$ 9. $BV_{ebo} \geq 7 \text{ V}$, $I_E = 100 \mu\text{A}$ 10. $I_{cbo} \leq 100 \text{ nA}$, $V_{CB} = 200 \text{ V}$ 11. $I_{ebo} \leq 100 \text{ nA}$, $V_{BE} = 6 \text{ V}$ 	I+	
151-0279-03	151-0279-01	<ol style="list-style-type: none"> 1. $I_{ebo} = 100 \text{ nA Max}$, $V_{EB} = 6.5 \text{ V}$ 2. $I_{cbo} = 100 \text{ nA Max}$, $V_{CB} = 250 \text{ V}$ 3. $I_{ceo} = 1 \mu\text{A Max}$, $V_{CE} = 250 \text{ V}$ 4. $BV_{ceo} = 300 \text{ V Min}$, $I_{CE} = 5 \text{ mA}$, Max DLV = 550 V 5. $BV_{ceo} = 550 \text{ V Max}$, $I_{CE} = 5 \text{ mA}$, Max DLV = 560 V 6. $h_{FE} = 20 \text{ Min}$, $V_{CE} = 20 \text{ V}$, $I_C = 1 \text{ mA}$ 7. $h_{FE} = 40 \text{ Min}$, $V_{CE} = 20 \text{ V}$, $I_C = 10 \text{ mA}$ 8. $h_{FE} = 40 \text{ Min}$, $V_{CE} = 20 \text{ V}$, $I_C = 30 \text{ mA}$ 9. $h_{FE} = 240 \text{ Max}$, $V_{CE} = 20 \text{ V}$, $I_C = 30 \text{ mA}$ 10. $h_{FE} = 15 \text{ Min}$, $V_{CE} = 20 \text{ V}$, $I_C = 100 \text{ mA}$ 11. $V_{BE} = .65 \text{ V Min}$, $I_C = 20 \text{ mA}$, $I_B = 2 \text{ mA}$ 12. $V_{BE} = .8 \text{ V Max}$, $I_C = 20 \text{ mA}$, $I_B = 2 \text{ mA}$ 13. $V_{CE} = 1 \text{ V Max}$, $I_C = 20 \text{ mA}$, $I_B = 2 \text{ mA}$ 	H	4H
151-0285-01	151-0285-00	<ol style="list-style-type: none"> 1. $I_{cbo} \leq 10 \text{ nA}$, $V_{CB} = 50 \text{ V}$ 2. $I_{ces} \leq 10 \text{ nA}$, $V_{CE} = 50 \text{ V}$ 3. $V_{CE(sat)} \leq .5 \text{ V}$, $I_C = 50 \text{ mA}$, $I_B = 5 \text{ mA}$ 4. $I_{ebo} \leq 10 \text{ nA}$, $V_{EB} = 3 \text{ V}$ 5. $h_{FE} \geq 50$, $I_C = 50 \text{ mA}$, $V_{CE} = 5 \text{ V}$ 6. $h_{FE} \leq 150$, $I_C = 50 \text{ mA}$, $V_{CE} = 5 \text{ V}$ 7. $V_{BE(sat)} \leq 1 \text{ V}$, $I_C = 50 \text{ mA}$, $I_B = 5 \text{ mA}$ 8. $V_{BE(sat)} \geq .6 \text{ V}$, $I_C = 50 \text{ mA}$, $I_B = 5 \text{ mA}$ 9. $I_{ceo} \leq 100 \text{ nA}$, $V_{CE} = 28 \text{ V}$ 10. Power Stress Test - 35 V + 100 mA, $\leq 5 \text{ sec.}$ 	K	
151-0293-01	151-0293-00	<ol style="list-style-type: none"> 1. $h_{FE} \geq 30$, $V_{CE} = 1 \text{ V}$, $I_C = 10 \text{ mA}$ 	K	3F

SELECTED TRANSISTORS (CONT)

**AVOID USING SELECTED COMPONENTS IF POSSIBLE IN NEW DESIGN,
SEE PAGE 9-33 (THESE ARE NOT STOCKED IN ENG STOCK)**

FINISHED PART NUMBER	RAW STOCK	CHARACTERISTICS	CC	†† RC
151-0294-01	151-0294-00	1. $h_{FE} \geq 40$, $V_{CE} = 2$ V, $I_C = 10$ mA	H	
151-0301-01	151-0301-00	1. $I_{cbo} = 10$ nA Max, $V_{CB} = 50$ V 2. $I_{cev} = 50$ nA Max, $V_{CE} = 30$ V, $V_x = .5$ V 3. $I_{bev} = 50$ nA Max, $V_{BE} = 30$ V, $V_x = .5$ V 4. $BV_{ceo} = 60$ V Min, $I_{CE} = 10$ mA, Max DLV = 100 V 5. $BV_{cbo} = 60$ V Min, $I_{CB} = 10$ μ A, Max DLV = 100 V 6. $h_{FE} = 74.9$ Min, $V_{CE} = 10$ V, $I_C = 100$ μ A 7. $h_{FE} = 100$ Min, $V_{CE} = 10$ V, $I_C = 1000$ μ A 8. $h_{FE} = 100$ Min, $V_{CE} = 10$ V, $I_C = 10$ mA 9. $h_{FE} = 100$ Min, $V_{CE} = 10$ V, $I_C = 150$ mA 10. $h_{FE} = 300$ Max, $V_{CE} = 10$ V, $I_C = 150$ mA 11. $h_{FE} = 50$ Min, $V_{CE} = 10$ V, $I_C = 500$ mA 12. $V_{CE} = .4$ V Max, $I_C = 150$ mA, $I_B = 15$ mA 13. $V_{CE} = 1.6$ V Max, $I_C = 500$ mA, $I_B = 50$ mA 14. $V_{BE} = 1.3$ V Max, $I_C = 150$ mA, $I_N = 15$ mA 15. $V_{BE} = 2.6$ V Max, $I_C = 500$ mA, $I_B = 50$ mA	G-	
151-0302-01	151-0302-00	1. $I_{ces} = 50$ nA Max, $V_{CE} = 70$ V 2. $I_{cbo} = 10$ nA Max, $V_{CB} = 60$ V 3. $I_{cev} = 10$ nA Max, $V_{CE} = 60$ V, $V_x = 3$ V 4. $I_{ebo} = 10$ nA Max, $V_{EB} = 3$ V 5. $BV_{cbo} = 75$ V Min, $I_{CB} = 10$ μ A, Max DLV = 115 V 6. $BV_{ceo} = 40$ V Min, $I_{CE} = 10$ mA, Max DLV = 80 V 7. $BV_{ebo} = 6$ V Min, $I_{EB} = 10$ μ A, Max DLV = 16 V 8. $h_{FE} = 35$ Min, $V_{CE} = 10$ V, $I_C = 100$ μ A 9. $h_{FE} = 50$ Min, $V_{CE} = 10$ V, $I_C = 1$ mA 10. $h_{FE} = 75$ Min, $V_{CE} = 10$ V, $I_C = 10$ mA 11. $h_{FE} = 100$ Min, $V_{CE} = 10$ V, $I_C = 150$ mA 12. $h_{FE} = 300$ Max, $V_{CE} = 10$ V, $I_C = 150$ mA 13. $h_{FE} = 40$ Min, $V_{CE} = 10$ V, $I_C = 500$ mA 14. $h_{FE} = 50$ Min, $V_{CE} = 1$ V, $I_C = 150$ mA 15. $I + h_{FE} = 35$ Min, $V_{CB} = 10$ V, $I_E = 10$ mA 16. $V_{CE} = .3$ V Max, $I_C = 150$ mA, $I_B = 15$ mA 17. $V_{CE} = 1$ V Max, $I_C = 500$ mA, $I_B = 50$ mA 18. $V_{BE} = .6$ V Min, $I_C = 150$ mA, $I_B = 15$ mA 19. $V_{BE} = 1.2$ V Max, $I_C = 150$ mA, $I_B = 15$ mA 20. $V_{BE} = 2$ V Max, $I_C = 500$ mA, $I_B = 50$ mA	G	5A

COST CODE (CC COLUMN)

CODE	A	B	C	D	E	F	G	H	I	J	K	L	M	N	O
¢ VALUE with +	.75¢	2¢	3.75¢	6¢	10¢	18¢	35¢	60¢	\$1	\$2	\$3.75	\$6	\$10	\$18	\$35+
¢ VALUE no suffix	.5¢	1.5¢	3¢	5¢	8¢	15¢	25¢	50¢	75¢	\$1.50	\$3	\$5	\$8	\$15	\$25
¢ VALUE with -	.2¢	1.25¢	2.5¢	4.25¢	7¢	13¢	22¢	40¢	65¢	\$1.25	\$2.50	\$4.25	\$7	\$13	\$22

NOTE: Costs may vary from order to order due to order quantities, vendor, etc.

†† CATALOG RELIABILITY CODES

USAGE/YR	CODE	FAILURE FREQ	CODE	%/YR (median)
≥ 10	1	1/100 000	A	.001
≥ 100	2	1/50 000	B	.002
$\geq 1 000$	3	1/20 000	C	.005
$\geq 10 000$	4	1/10 000	D	.01
$\geq 100 000$	5	1/5 000	E	.02
$\geq 1 000 000$	6	1/2 000	F	.05
$\geq 10 000 000$	7	1/1 000	G	.1
		1/500	H	.2
		1/200	I	.5
		1/100	J	1.0+

For further explanation of this code, see page 9-27.

SELECTED TRANSISTORS (CONT)

AVOID USING SELECTED COMPONENTS IF POSSIBLE IN NEW DESIGN,
SEE PAGE 9-33 (THESE ARE NOT STOCKED IN ENG STOCK)

FINISHED PART NUMBER	RAW STOCK	CHARACTERISTICS	CC	++ RC
151-0333-01	151-0333-00	<ol style="list-style-type: none"> 1. Burn-in for 72 hours 2. $C_{ob} = \leq 1.7 \text{ pF}$, $V_{CB} = 10 \text{ V}$ 3. $BV_{ceo} = \geq 15 \text{ V} \leq 25 \text{ V}$, $I_{CE} = 3 \text{ mA}$ 4. $BV_{ebo} = \geq 3 \text{ V} \leq 23 \text{ V}$, $I_{EB} = 10 \text{ } \mu\text{A}$ 5. $I_{cbo} = \leq 10 \text{ nA}$, $V_{CB} = 15 \text{ V}$ 6. $I_{ces} = \leq 10 \text{ nA}$, $V_{CE} = 25 \text{ V}$ 7. $h_{FE} = \geq 100$, $V_{CE} = 1 \text{ V}$, $I_C = 3 \text{ mA}$ 8. $V_{CE} = \leq .4 \text{ V}$, $I_C = 10 \text{ mA}$, $I_B = 1000 \text{ } \mu\text{A}$ 9. $V_{BE} = \leq 1 \text{ V}$, $I_C = 10 \text{ mA}$, $I_B = 1000 \text{ } \mu\text{A}$ 10. $BV_{cbo} = \geq 30 \text{ V}$, $I_{CB} = 1000 \text{ mA}$ 	G	
151-0342-01	151-0342-00	<ol style="list-style-type: none"> 1. Burn-in for 72 hours 2. $C_{ob} = \leq 6 \text{ pF}$, $V_{CB} = 5 \text{ V}$ 3. $C_{IB} = \leq 16 \text{ pF}$, $V_{EB} = .5 \text{ V}$ 4. $BV_{ces} \geq 60 \text{ V} \leq 70$, $I_{CE} = 10 \text{ } \mu\text{A}$ 5. $BV_{ceo} = \geq 60 \text{ V} \leq 70\text{V}$, $I_{CE} = 5 \text{ mA}$ 6. $I_{cbo} = \leq 10 \text{ nA}$, $V_{CB} = 40 \text{ V}$ 7. $I_{ebo} = \leq 20 \text{ nA}$, $V_{EB} = 3 \text{ V}$ 8. $V_{CE} = \leq .25 \text{ V}$, $I_C = 10 \text{ mA}$, $I_B = 500 \text{ } \mu\text{A}$ 9. $V_{BE} = \leq .9 \text{ V}$, $I_C = 10 \text{ mA}$, $I_B = 500 \text{ } \mu\text{A}$ 10. $h_{FE} = \geq 100$, $V_{CE} = 5 \text{ V}$, $I_C = 10 \text{ mA}$ 11. $BV_{cbo} = \geq 60 \text{ V} \leq 70 \text{ V}$, $I_{CE} = 10 \text{ } \mu\text{A}$ 12. $BV_{ebo} = \geq 5 \text{ V} \leq 15 \text{ V}$, $I_{EB} = 10 \text{ } \mu\text{A}$ 13. $I + h_{FE} I_B = \leq 1000 \text{ nA}$, $V_{CB} = 5 \text{ V}$, $I_E = 100 \text{ } \mu\text{A}$ 14. $B_x = h_{FE} \geq 100 \text{ A test \#C}$, 14 ABS ratio const. = 100 μA 15. $I + h_{FE} I_B = \geq 333 \text{ nA}$, $V_{CB} = 5 \text{ V}$, $I_E = 100 \text{ } \mu\text{A}$ 16. $D_x = h_{FE} \leq 303 \text{ A tests \#C}$, 16 ABS ratio const = 100 μA 17. $I + h_{FE} I_B = \leq 10 \text{ } \mu\text{A}$, $V_{CB} = 5 \text{ V}$, $I_E = 1000 \text{ } \mu\text{A}$ 18. $D_x = h_{FE} \geq 100 \text{ A test \#C}$, 18 ABS ratio const = 1 mA 	G	
151-0347-01	151-0347-00	<ol style="list-style-type: none"> 1. $I_{cbo} = 50 \text{ nA Max}$, $V_{CB} = 120 \text{ V}$ 2. $I_{ces} = 50 \text{ nA Max}$, $V_{CE} = 175 \text{ V}$ 3. $I_{ebo} = 50 \text{ nA Max}$, $V_{EB} = 4 \text{ V}$ 4. $BV_{cbo} = 180 \text{ V Min}$, $I_{CB} = 100 \text{ } \mu\text{A}$, Max DLV = 240 V 5. $BV_{ceo} = 160 \text{ V Min}$, $I_{CE} = 1 \text{ mA}$, Max DLV = 200 V 6. $h_{FE} = 30 \text{ Min}$, $V_{CE} = 5 \text{ V}$, $I_C = 50 \text{ mA}$ 7. $h_{FE} = 80 \text{ Min}$, $V_{CE} = 5 \text{ V}$, $I_C = 1 \text{ mA}$ 8. $h_{FE} = 80 \text{ Min}$, $V_{CE} = 5 \text{ V}$, $I_C = 10 \text{ mA}$ 9. $h_{FE} = 250 \text{ Max}$, $V_{CE} = 5 \text{ V}$, $I_C = 10 \text{ mA}$ 	G-	5B

8

SELECTED TRANSISTORS (CONT)

AVOID USING SELECTED COMPONENTS IF POSSIBLE IN NEW DESIGN,
SEE PAGE 9-33 (THESE ARE NOT STOCKED IN ENG STOCK)

FINISHED PART NUMBER	RAW STOCK	CHARACTERISTICS	CC	†† RC
151-0349-05	151-0349-00	<ol style="list-style-type: none"> 1. Burn-in for 72 hours 2. $BV_{ceo} = \geq 60 \text{ V}, \leq 80 \text{ V}, I_{CE} = 200 \text{ mA}$ 3. $BV_{cbo} = \geq 75 \text{ V} \leq 95 \text{ V}, I_{CB} = 100 \mu\text{A}$ 4. $I_{cbo} = \leq 100 \mu\text{A}, V_{CB} = 60 \text{ V}$ 5. $I_{ebo} = \leq 10 \mu\text{A}, V_{CE} = 4 \text{ V}$ 6. $h_{FE} = \geq 25, V_{CE} = 2 \text{ V}, I_C = 3 \text{ A}$ 7. $h_{FE} = \leq 100, V_{CE} = 2 \text{ V}, I_C = 3 \text{ A}$ 8. $V_{BE(ON)} \leq 1.4, V_{CE} = 2 \text{ V}, I_C = 3 \text{ A}$ 	I	4C
151-0350-01	151-0350-00	<ol style="list-style-type: none"> 1. $I_{cbo} = 50 \text{ nA Max}, V_{CB} = 120 \text{ V}$ 2. $I_{ces} = 100 \text{ nA Max}, V_{CE} = 120 \text{ V}$ 3. $I_{ebo} = 50 \text{ nA Max}, V_{EB} = 3 \text{ V}$ 4. $BV_{cbo} = 160 \text{ V Min}, I_{CB} = 100 \mu\text{A}, \text{Max DLV} = 200 \text{ V}$ 5. $BV_{ceo} = 150 \text{ V Min}, I_{CE} = 1 \text{ mA}, \text{Max DLV} = 1000 \text{ A}$ 6. $h_{FE} = 50 \text{ Min}, V_{CE} = 5 \text{ V}, I_C = 1 \text{ mA}$ 7. $h_{FE} = 60.1 \text{ Min}, V_{CE} = 5 \text{ V}, I_C = 10 \text{ mA}$ 8. $h_{FE} = 240 \text{ Max}, V_{CE} = 5 \text{ V}, I_C = 10 \text{ mA}$ 9. $h_{FE} = 50 \text{ Min}, V_{CE} = 5 \text{ V}, I_C = 50 \text{ mA}$ 	G-	4D
151-0358-02	151-0358-00	<ol style="list-style-type: none"> 1. $BV_{ceo} = 350 \text{ V Min}, I_{CE} = 100 \text{ mA}, \text{Max DLV} = 450 \text{ V}$ 2. $V_{CE} = 1 \text{ V Max}, I_C = 500 \text{ mA}, I_B = 50 \text{ mA}$ 3. $V_{BE} = 1.2 \text{ V Max}, I_C = 500 \text{ mA}, I_B = 50 \text{ mA}$ 4. $I_{ces} = 1000 \mu\text{A Max}, V_{CE} = 500 \text{ V}$ 5. $h_{FE} = 75 \text{ Min}, V_{CE} = 10 \text{ V}, I_C = 500 \text{ mA}$ 6. $h_{FE} = 175.1 \text{ Max}, V_{CE} = 10 \text{ V}, I_C = 500 \text{ mA}$ 7. $h_{FE} = 40 \text{ Min}, V_{CE} = 10 \text{ V}, I_C = 50 \text{ mA}$ 8. $I_{ebo} = 10 \mu\text{A Max}, V_{EB} = 5 \text{ V}$ 	I	
151-0362-01	151-0362-00	<ol style="list-style-type: none"> 1. $h_{FE} \geq 15, V_{CE} = 2 \text{ V}, I_C = 15 \text{ mA}$ 	K+	3H
151-0405-03	151-0405-00	<ol style="list-style-type: none"> 1. $BV_{ceo} \geq 60 \text{ V}, I_C = 50 \text{ mA}$ 2. $I_{cbo} \leq 200 \mu\text{A}, V_{CB} = 60 \text{ V}$ 3. $I_{ceo} \leq 500 \mu\text{A}, V_{CE} = 30 \text{ V}$ 4. $I_{ebo} \geq 333 \mu\text{A} \leq 100 \mu\text{A}, V_{EB} = 5 \text{ V}$ 5. $V_{CE(sat)} \leq 1.8 \text{ V}, I_C = 1 \text{ A}, I_B = 5 \text{ mA}$ 6. $V_{BE(ON)} \leq 2.5 \text{ V}, I_C = 1.5 \text{ A}, V_{CE} = 3 \text{ V}$ 7. $h_{FE} \geq 1000, V_{CE} = 3 \text{ V}, I_C = 1 \text{ A}$ 	H-	
151-0405-04	151-0405-00	<ol style="list-style-type: none"> 1. Burn-in for 72 hours 2. 100% electrical (same as 151-0405-03) 	H	4E

SELECTED TRANSISTORS (CONT)

AVOID USING SELECTED COMPONENTS IF POSSIBLE IN NEW DESIGN,
SEE PAGE 9-33 (THESE ARE NOT STOCKED IN ENG STOCK)

FINISHED PART NUMBER	RAW STOCK	CHARACTERISTICS	CC	†† RC
151-0406-02	151-0406-00	<ol style="list-style-type: none"> 1. Burn-in for 72 hours 2. $BV_{ceo} = \geq 150 \text{ V} \leq 170 \text{ V}$, $I_{CE} = 1000 \mu\text{A}$ 3. $BV_{cbo} = \geq 150 \text{ V} \leq 170 \text{ V}$, $I_{CB} = 100 \mu\text{A}$ 4. $BV_{ebo} = \geq 5 \text{ V} \leq 15 \text{ V}$, $I_{EB} = 10 \mu\text{A}$ 5. $I_{cbo} = \leq 50 \text{ nA}$, $V_{CB} = 120 \text{ V}$ 6. $I_{ceo} = \leq 100 \mu\text{A}$, $V_{CE} = 120 \text{ V}$ 7. $I_{ebo} = \leq 50 \text{ nA}$, $V_{EB} = 3 \text{ V}$ 8. $V_{CE} = \leq 2000 \text{ V}$, $I_C = 10 \text{ mA}$, $I_B = 1000 \mu\text{A}$ 9. $V_{CE} = \leq 2500 \text{ V}$, $I_C = 50 \text{ mA}$, $I_B = 5 \text{ mA}$ 10. $V_{BE} = \leq 1 \text{ V}$, $I_C = 10 \text{ mA}$, $I_B = 1000 \mu\text{A}$ 11. $V_{BE} = \leq 1 \text{ V}$, $I_C = 50 \text{ mA}$, $I_B = 5 \text{ mA}$ 12. $h_{FE} \geq 45.1$, $V_{CE} = 5 \text{ V}$, $I_C = 1000 \mu\text{A}$ 13. $h_{FE} \geq 50$, $V_{CE} = 5 \text{ V}$, $I_C = 10 \text{ mA}$ 14. $h_{FE} \leq 250$, $V_{CE} = 5 \text{ V}$, $I_C = 10 \text{ mA}$ 15. $h_{FE} = 45.1$, $V_{CE} = 5 \text{ V}$, $I_C = 50 \text{ mA}$ 	I	4D
151-0407-01	151-0407-00	<ol style="list-style-type: none"> 1. $I_{cbo} = 50 \text{ nA Max}$, $V_{CB} = 120 \text{ V}$ 2. $I_{ceo} = 100 \mu\text{A Max}$, $V_{CE} = 120 \text{ V}$ 3. $I_{ebo} = 50 \text{ nA Max}$, $V_{EB} = 3 \text{ V}$ 4. $BV_{ebo} = 6 \text{ V Min}$, $I_{EB} = 10 \mu\text{A}$, Max DLV = 46 V 5. $BV_{cbo} = 150 \text{ V Min}$, $I_{CB} = 100 \mu\text{A}$, Max DLV = 450 V 6. $BV_{ceo} = 150 \text{ V Min}$, $I_{CE} = 1 \text{ mA}$, Max DLV = 450 V 7. $h_{FE} = 45 \text{ Min}$, $V_{CE} = 5 \text{ V}$, $I_C = 1 \text{ mA}$ 8. $h_{FE} = 50 \text{ Min}$, $V_{CE} = 5 \text{ V}$, $I_C = 10 \text{ mA}$ 9. $h_{FE} = 250 \text{ Max}$, $V_{CE} = 5 \text{ V}$, $I_C = 10 \text{ mA}$ 10. $h_{FE} = 45 \text{ Min}$, $V_{CE} = 5 \text{ V}$, $I_C = 50 \text{ mA}$ 	H+	
151-0410-01	151-0410-00	<ol style="list-style-type: none"> 1. $I_{cer} = 100 \text{ nA Max}$, $V_{CE} = 50 \text{ V}$, $R_x = 10 \text{ k}$ 2. $I_{ebo} = 10 \mu\text{A Max}$, $V_{EB} = 5 \text{ V}$ 3. $BV_{cbo} = 60 \text{ V Min}$, $I_{CB} = 10 \mu\text{A}$, Max DLV = 180 V 4. $BV_{ceo} = 60 \text{ V Min}$, $I_{CE} = 1 \text{ mA}$, Max DLV = 180 V 5. $h_{FE} = 250 \text{ Min}$, $V_{CE} = 1 \text{ V}$, $I_C = 6 \text{ mA}$ 6. $h_{FE} = 250 \text{ Min}$, $V_{CE} = 1 \text{ V}$, $I_C = .1 \text{ mA}$ 7. $h_{FE} = 300 \text{ Min}$, $V_{CE} = 1 \text{ V}$, $I_C = 2 \text{ mA}$ 	G	
151-0423-01	151-0358-00	<ol style="list-style-type: none"> 1. $I_{ceo} = .100 \mu\text{A Max}$, $V_{CE} = 300 \text{ V}$ 2. $I_{ces} = 100 \mu\text{A Max}$, $V_{CE} = 500 \text{ V}$ 3. $I_{ebo} = 100 \mu\text{A Max}$, $V_{EB} = 5 \text{ V}$ 4. $BV_{ceo} = 400 \text{ V Min}$, $I_{CE} = 30 \text{ mA}$, Max DLV = 460 V 5. $h_{FE} = 30 \text{ Min}$, $V_{CE} = 10 \text{ V}$, $I_C = 20 \text{ mA}$ 6. $h_{FE} = 30 \text{ Min}$, $V_{CE} = 5 \text{ V}$, $I_C = 100 \text{ mA}$ 7. $h_{FE} = 30 \text{ Min}$, $V_{CE} = 10 \text{ V}$, $I_C = .3 \text{ A}$ 8. $h_{FE} = 150 \text{ Max}$, $V_{CE} = 10 \text{ V}$, $I_C = .3 \text{ A}$ 9. $h_{FE} = 7. \text{ Min}$, $V_{CE} = 10 \text{ V}$, $I_C = 1 \text{ A}$ 10. $V_{CE} = 1 \text{ V Max}$, $I_C = .5 \text{ A}$, $I_B = .1 \text{ A}$ 11. $V_{BE(ON)} = 1.5 \text{ V Max}$, $V_{CE} = 10 \text{ V}$, $I_C = 1 \text{ A}$ 	I+	3G

SELECTED TRANSISTORS (CONT)

AVOID USING SELECTED COMPONENTS IF POSSIBLE IN NEW DESIGN,
SEE PAGE 9-33 (THESE ARE NOT STOCKED IN ENG STOCK)

FINISHED PART NUMBER	RAW STOCK	CHARACTERISTICS	CC	++ RC
151-0424-03	151-0424-00	<ol style="list-style-type: none"> 1. $I_{ces} = 400 \text{ nA Max, } V_{CE} = 20 \text{ V}$ 2. $I_{cbo} = 400 \text{ nA Max, } V_{CB} = 20 \text{ V}$ 3. $I_{ebo} = 1 \text{ } \mu\text{A Max, } V_{EB} = 4.5 \text{ V}$ 4. $BV_{cbo} = 40 \text{ V Min, } I_{CB} = 10 \text{ } \mu\text{A, Max DLV} - 120 \text{ V}$ 5. $V_{CE} = .2000 \text{ V Max, } I_C = 10 \text{ mA, } I_B = 1 \text{ mA}$ 6. $V_{BE} = .7 \text{ V Min, } I_C = 10 \text{ mA, } I_B = 1 \text{ mA}$ 7. $V_{BE} = .85 \text{ V Max, } I_C = 10 \text{ mA, } I_B = 1 \text{ mA}$ 8. $h_{FE} = 30 \text{ Min, } V_{CE} = .4 \text{ V, } I_C = 30 \text{ mA}$ 9. $h_{FE} = 40 \text{ Min, } V_{CE} = .35 \text{ V, } I_C = 10 \text{ mA}$ 10. $h_{FE} = 120 \text{ Max, } V_{CE} = .35 \text{ V, } I_C = 10 \text{ mA}$ 	G	
151-0427-01	151-0427-00	<ol style="list-style-type: none"> 1. Preconditioning 48 hours @ + 15 V 2. $h_{FE} \geq 70, V_{CE} = 1 \text{ V, } I_C = 8 \text{ mA}$ 3. $BV_{cbo} \geq 30 \text{ V, } I_C = 100 \text{ } \mu\text{A}$ 4. $BV_{ebo} \geq 2 \text{ V, } I_E = 10 \text{ } \mu\text{A}$ 5. $I_{cbo} \leq 50 \text{ nA, } V_{CB} = 15 \text{ V}$ 6. $V_{CE(sat)} \leq .2 \text{ V, } I_C = 10 \text{ mA, } I_B = 1 \text{ mA}$ 7. $V_{BE(sat)} \leq .9 \text{ V, } I_C = 10 \text{ mA, } I_B = 1 \text{ mA}$ 8. $V_{CEO(sus)} \geq 12 \text{ V, } I_C = 3 \text{ mA}$ 	G	
151-0434-01	151-0434-00	<ol style="list-style-type: none"> 1. Preconditioning 48 hours @ + 15 V 2. $h_{FE} \geq 25, V_{CE} = 1 \text{ V, } I_C = 1 \text{ mA}$ 3. $I_{cbo} \leq 100 \text{ nA, } V_{CB} = 10 \text{ V}$ 4. $I_{ceo} \leq 3 \text{ } \mu\text{A, } V_{CE} = 10 \text{ V}$ 5. $I_{ebo} \leq 500 \text{ nA, } V_{EB} = 2 \text{ V}$ 6. $h_{FE} \geq 30, V_{CE} = 1 \text{ V, } I_C = 10 \text{ mA}$ 7. $V(BR)_{ebo} \geq 4 \text{ V, } I_C = 10 \text{ } \mu\text{A}$ 8. $h_{FE} \leq 150, V_{CE} = 1 \text{ V, } I_C = 10 \text{ mA}$ 9. $h_{FE} \geq 20, V_{CE} = 2 \text{ V, } I_C = 30 \text{ mA}$ 10. $V_{CE(sat)} \leq .15 \text{ V, } I_C = 1 \text{ mA, } I_B = 1 \text{ mA}$ 11. $V(BR)_{ceo} \geq 12 \text{ V, } I_C = 10 \text{ mA}$ 12. $V_{CE(sat)} \leq .35 \text{ V, } I_C = 10 \text{ mA, } I_B = 1 \text{ mA}$ 	I	
151-0441-03	151-0441-00	<ol style="list-style-type: none"> 1. $BV_{ceo} \geq 18 \text{ V} \leq 38 \text{ V, } I_{CE} = 3 \text{ mA}$ 2. $BV_{cbo} \geq 30 \text{ V} \leq 50 \text{ V, } I_{CB} = 100 \text{ } \mu\text{A}$ 3. $BV_{ebo} \geq 4 \text{ V} \leq 14 \text{ V, } I_{EB} = 100 \text{ } \mu\text{A}$ 4. $I_{cbo} = \leq 10 \text{ nA, } V_{CE} = 10 \text{ V}$ 5. $h_{FE} \geq 40, V_{CE} = 2 \text{ V, } I_C = 2 \text{ mA}$ 6. $h_{FE} \geq 40, V_{CE} = 2 \text{ V, } I_C = 20 \text{ mA}$ 7. $V_{CE} = \leq .2 \text{ V, } I_C = 10 \text{ mA, } I_B = 1000 \text{ } \mu\text{A}$ 8. $V_{BE} = \leq 1.2 \text{ V, } I_C = 10 \text{ mA, } I_B = 1000 \text{ } \mu\text{A}$ 	H	

SELECTED TRANSISTORS (CONT)

AVOID USING SELECTED COMPONENTS IF POSSIBLE IN NEW DESIGN,
SEE PAGE 9-33 (THESE ARE NOT STOCKED IN ENG STOCK)

FINISHED PART NUMBER	RAW STOCK	CHARACTERISTICS	CC	++ RC
151-0443-02	151-0443-00	<ol style="list-style-type: none"> 1. $I_{ebo} = 100 \text{ nA Max, } V_{EB} = 3 \text{ V}$ 2. $I_{cbo} = 250 \text{ nA Max, } V_{CB} = 200 \text{ V}$ 3. $BV_{ebo} = 5 \text{ V Min, } I_{EB} = 10 \text{ } \mu\text{A, Max DLV} = 10 \text{ } \mu\text{A}$ 4. $BV_{cbo} = 300 \text{ V Min, } I_{CB} = 100 \text{ } \mu\text{A, Max DLV} = 500 \text{ V}$ 5. $h_{FE} = 25 \text{ Min, } V_{CE} = 10 \text{ V, } I_C = 1 \text{ mA}$ 6. $h_{FE} = 40 \text{ Min, } V_{CE} = 10 \text{ V, } I_C = 10 \text{ mA}$ 7. $V_{CE} = .8 \text{ V Max, } I_C = 20 \text{ mA, } I_B = 2 \text{ mA}$ 8. $V_{BE} = .9 \text{ V Max, } I_C = 20 \text{ mA, } I_B = 2 \text{ mA}$ 9. $h_{FE} = 25 \text{ Min, } V_{CE} = 10 \text{ V, } I_C = 30 \text{ mA}$ 10. $I_{ces} = 250 \text{ nA Max, } V_{CE} = 280 \text{ V}$ 11. $BV_{ceo} = 300 \text{ V Min, } I_{CE} = 1 \text{ mA, Max DLV} = 400 \text{ V}$ 	H-	3E
151-0444-01	151-0444-00	<ol style="list-style-type: none"> 1. Preconditioning 48 hours @ + 250 V 2. $BV_{ceo} \geq 350 \text{ V @ } I_C = 1 \text{ mA (pulsed)}$ 3. $h_{FE} \geq 25, V_{CE} = 10 \text{ V, } I_C = 1 \text{ mA}$ 4. $I_{cbo} \leq .1 \text{ } \mu\text{A, } V_{CB} = 250 \text{ V}$ 5. $V(BR)_{cbo} \geq 350 \text{ V, } I_C = 100 \text{ } \mu\text{A}$ 6. $V(BR)_{ebo} \geq 6 \text{ V, } I_B = 100 \text{ } \mu\text{A}$ 7. $I_{ebo} \leq .1 \text{ } \mu\text{A, } V_{BE} = .6 \text{ V}$ 8. $V_{CE(sat)} \leq .5 \text{ V, } I_C = 20 \text{ mA, } I_B = 2 \text{ mA}$ 9. $V_{BE(sat)} \leq .9 \text{ V, } I_C = 20 \text{ mA, } I_B = 2 \text{ mA}$ 10. $h_{FE} \geq 40, V_{CE} = 10 \text{ V, } I_C = 10 \text{ mA}$ 11. $h_{FE} \geq 40, V_{CE} = 10 \text{ V, } I_C = 30 \text{ mA}$ 	G	
151-0444-03	151-0444-00	<ol style="list-style-type: none"> 1. Preconditioning 48 hours @ + 250 V 2. $I_{cbo} \leq .1 \text{ } \mu\text{A, } V_{CB} = 250 \text{ V}$ 3. $I_{ebo} \leq .1 \text{ } \mu\text{A, } V_B = 6 \text{ V}$ 4. $V(BR)_{cbo} \geq 350 \text{ V, } I_C = 100 \text{ } \mu\text{A}$ 5. $V(BR)_{ebo} \geq 6 \text{ V, } I_B = 100 \text{ } \mu\text{A}$ 6. $h_{FE} \geq 25, V_{CE} = 10 \text{ V, } I_C = 1 \text{ mA}$ 7. $h_{FE} \geq 40, V_{CE} = 10 \text{ V, } I_C = 10 \text{ mA}$ 8. $V_{CE(sat)} \leq .5 \text{ V, } I_C = 20 \text{ mA, } I_B = 2 \text{ mA}$ 9. $V_{BE(sat)} \leq .9 \text{ V, } I_C = 20 \text{ mA, } I_B = 2 \text{ mA}$ 10. $h_{FE} \geq 40, V_{CE} = 10 \text{ V, } I_C = 30 \text{ mA}$ 11. $I_{ces} \leq 100 \text{ nA, } V_{CB} = 325 \text{ V}$ 12. $BV_{ceo} \geq 350 \text{ V, } I_C = 1 \text{ mA (pulsed)}$ 	G+	

COST CODE (CC COLUMN)

CODE	A	B	C	D	E	F	G	H	I	J	K	L	M	N	O
~ VALUE with +	.75¢	2¢	3.75¢	6¢	10¢	18¢	35¢	60¢	\$1	\$2	\$3.75	\$6	\$10	\$18	\$35+
~ VALUE no suffix	.5¢	1.5¢	3¢	5¢	8¢	15¢	25¢	50¢	75¢	\$1.50	\$3	\$5	\$8	\$15	\$25
~ VALUE with -	.2¢	1.25¢	2.5¢	4.25¢	7¢	13¢	22¢	40¢	65¢	\$1.25	\$2.50	\$4.25	\$7	\$13	\$22

NOTE: Costs may vary from order to order due to order quantities, vendor, etc.

++ CATALOG RELIABILITY CODES

USAGE/YR	CODE	FAILURE FREQ	CODE	%/YR (median)
≥ 10	1	1/100 000	A	.001
≥ 100	2	1/50 000	B	.002
$\geq 1 000$	3	1/20 000	C	.005
$\geq 10 000$	4	1/10 000	D	.01
$\geq 100 000$	5	1/5 000	E	.02
$\geq 1 000 000$	6	1/2 000	F	.05
$\geq 10 000 000$	7	1/1 000	G	.1
		1/500	H	.2
		1/200	I	.5
		1/100	J	1.0+

For further explanation of this code, see page 9-27.

SELECTED TRANSISTORS (CONT)

AVOID USING SELECTED COMPONENTS IF POSSIBLE IN NEW DESIGN,
SEE PAGE 9-33 (THESE ARE NOT STOCKED IN ENG STOCK)

FINISHED PART NUMBER	RAW STOCK	CHARACTERISTICS	CC	†† RC
151-0450-01	151-0450-00	<ol style="list-style-type: none"> 1. Burn-in for 72 hours 2. $BV_{cbo} = \geq 35 \text{ V} \leq 45 \text{ V}$, $I_{CB} = 100 \mu\text{A}$ 3. $BV_{ceo} = \geq 35 \text{ V} \leq 45 \text{ V}$, $I_{CE} = 3 \text{ mA}$ 4. $BV_{ebo} = \geq 3.5 \text{ V} \leq 13.5 \text{ V}$, $I_{EB} = 100 \mu\text{A}$ 5. $I_{cbo} = \leq 100 \text{ nA}$, $V_{CB} = 10 \text{ V}$ 6. $V_{BE} = \leq 1.2 \text{ V}$, $I_C = 100 \text{ mA}$, $I_B = 10 \text{ mA}$ 7. $V_{CE} = \leq .4 \text{ V}$, $I_C = 100 \text{ mA}$, $I_B = 10 \text{ mA}$ 8. $V_{BE(ON)} \leq 1.8 \text{ V}$, $V_{CE} = 2 \text{ V}$, $I_C = 10 \text{ mA}$ 9. $h_{FE} = \geq 30$, $V_{CE} = 5 \text{ V}$, $I_C = 25 \text{ mA}$ 10. $h_{FE} = \geq 30$, $V_{CE} = 5 \text{ V}$, $I_C = 150 \text{ mA}$ 	J+	4E
151-0451-01	151-0451-00	<ol style="list-style-type: none"> 1. Burn-in for 72 hours 2. $BV_{cbo} = \geq 55 \text{ V} \leq 75 \text{ V}$, $I_{CB} = 100 \mu\text{A}$ 3. $BV_{cer} = \geq 55 \text{ V} \leq 65 \text{ V}$, $I_{CE} = 100 \mu\text{A}$, $R_X = .1 \text{ k}$ 4. $BV_{cer} = \geq 25 \text{ V} \leq 65 \text{ V}$, $I_{CE} = 5 \text{ mA}$, $R_X = 10 \text{ k}$ 5. $BV_{ebo} = \geq 4 \text{ V} \leq 14 \text{ V}$, $I_{EB} = 100 \mu\text{A}$ 6. $I_{cer} \leq 100 \mu\text{A}$, $V_{CE} = 55 \text{ V}$, $R_X = .1 \text{ k}$ 7. $I_{cbo} = \leq 100 \text{ nA}$, $V_{CB} = 10 \text{ V}$ 8. $I_{ebo} = \leq 100 \mu\text{A}$, $V_{EB} = 3.5 \text{ V}$ 9. $h_{FE} = \geq 30$, $V_{CE} = 5 \text{ V}$, $I_C = 25 \text{ mA}$ 10. $h_{FE} = \geq 30$, $V_{CE} = 5 \text{ V}$, $I_C = 150 \text{ mA}$ 11. $V_{CE} = \leq .3 \text{ V}$, $I_C = 100 \text{ mA}$, $I_B = 10 \text{ mA}$ 12. $V_{BE} = \leq 1.2 \text{ V}$, $I_C = 100 \text{ mA}$, $I_B = 10 \text{ mA}$ 	I+	
151-0461-01	151-0461-00	<ol style="list-style-type: none"> 1. $BV_{cbo} = \geq 30 \text{ V} \leq 50 \text{ V}$, $I_{CB} = 100 \mu\text{A}$ 2. $BV_{ceo} = \geq 14 \text{ V} \leq 34 \text{ V}$, $I_{CE} = 3 \text{ mA}$ 3. $BV_{ebo} = \geq 4 \text{ V} \leq 14 \text{ V}$, $I_{EB} = 100 \mu\text{A}$ 4. $I_{cbo} = \leq 10 \text{ nA}$, $V_{CB} = 10 \text{ V}$ 5. $h_{FE} = \geq 80$, $V_{CE} = 2 \text{ V}$, $I_C = 2 \text{ mA}$ 6. $h_{FE} = \geq 80$, $V_{CE} = 2 \text{ V}$, $I_C = 20 \text{ mA}$ 7. $h_{FE} = \geq 100$, $V_{CE} = 5 \text{ V}$, $I_C = 10 \text{ mA}$ 8. $V_{CE} = \leq .3 \text{ V}$, $I_C = 10 \text{ mA}$, $I_B = 1000 \mu\text{A}$ 9. $V_{BE} = \leq 1.2 \text{ V}$, $I_C = 10 \text{ mA}$, $I_B = 1000 \mu\text{A}$ 	K+	
151-0475-01	151-0475-00	<ol style="list-style-type: none"> 1. $I_{cbo} = \leq 50 \mu\text{A}$, $V_{CB} = 5 \text{ V}$ 2. $h_{FE} = \geq 25$, $V_{CE} = 5 \text{ V}$, $I_C = 30 \text{ mA}$ 	J+	



Digitally signed by
<http://www.aa4df.com>

SELECTED TRANSISTORS (CONT)

AVOID USING SELECTED COMPONENTS IF POSSIBLE IN NEW DESIGN,
SEE PAGE 9-33 (THESE ARE NOT STOCKED IN ENG STOCK)

FINISHED PART NUMBER	RAW STOCK	CHARACTERISTICS	CC	++ RC
151-0477-01	151-0477-00	<ol style="list-style-type: none"> 1. Burn-in for 72 hours 2. $BV_{ceo} = \geq 60 \text{ V} \leq 70 \text{ V}$, $I_{CE} = 30 \text{ mA}$ 3. $I_{ceo} = \leq 1000 \mu\text{A}$, $V_{CE} = 30 \text{ V}$ 4. $I_{ces} = \leq 700 \mu\text{A}$, $V_{CE} = 60 \text{ V}$ 5. $I_{ebo} = \leq 1000 \mu\text{A}$, $V_{EB} = 5 \text{ V}$ 6. $h_{FE} \geq 25$, $V_{CE} = 4 \text{ V}$, $I_C = 1500 \text{ mA}$ 7. $h_{FE} \geq 10$, $V_{CE} = 4 \text{ V}$, $I_C = 15 \text{ A}$ 8. $h_{FE} \leq 50$, $V_{CE} = 4 \text{ V}$, $I_C = 15 \text{ A}$ 9. $V_{BE(ON)} \leq 2 \text{ V}$, $V_{CE} = 4 \text{ V}$, $I_C = 15 \text{ A}$ 10. $V_{CE} \leq 1.8 \text{ V}$, $I_C = 15 \text{ A}$, $I_B = 1500 \text{ mA}$ 	J+	
151-0478-01	151-0478-00	<ol style="list-style-type: none"> 1. Preconditioning 48 hour @ + 50 V 2. $h_{FE} \geq 10$, $V_{CE} = 4 \text{ V}$, $I_C = 3 \text{ A}$ (pulsed) 3. $V_{BE} \geq 1.8 \text{ V}$ @ $V_{CE} = 4 \text{ V}$, $I_C = 3 \text{ A}$ (pulsed) 4. $V_{CE(sat)} \leq 1.2 \text{ V}$ @ $I_C = 3 \text{ A}$, $I_B = 375 \text{ mA}$ (pulsed) 5. $\alpha \geq 25$, $V_{CE} = 4 \text{ V}$, $I_C = 1 \text{ A}$ 6. $I_{ebo} \leq .3 \text{ mA}$, $V_{CE} = 30 \text{ V}$ 7. $I_{ebo} \leq 1 \text{ mA}$, $V_{EB} = 5 \text{ V}$ 8. $V_{B_{ceo}} \geq 60 \text{ V}$, $I_C = 30 \text{ mA}$ 9. $I_{ces} \leq .2 \text{ mA}$, $V_{CE} = 60 \text{ V}$ 	H-	3I
151-0497-01	151-0497-00	<ol style="list-style-type: none"> 1. Preconditioning 48 hours @ + 250 V \pm 50 V 2. $V(BR)_{ceo} \geq 250 \text{ V}$ @ $I_C = 30 \text{ mA}$ (pulsed) 3. $h_{FE} \geq 10$, $V_{CE} = 10 \text{ V}$, $I_C = 1 \text{ A}$ 4. $V_{CE(sat)} \leq 1 \text{ V}$, $I_C = 1 \text{ A}$, $I_B = 200 \text{ mA}$ 5. $h_{FE} \geq 30$, $V_{CE} = 10 \text{ V}$, $I_C = 300 \text{ mA}$ 6. $h_{FE} \leq 150$, $V_{CE} = 10 \text{ V}$, $I_C = 300 \text{ mA}$ 7. $I_{ceo} \leq 1 \text{ mA}$, $V_{CE} = 150 \text{ V}$ 8. $I_{ces} \leq 1 \text{ mA}$, $V_{CE} = 350 \text{ V}$ 9. $I_{ebo} \leq 1 \text{ mA}$, $V_{EB} = 5 \text{ V}$ 10. $h_{FE} \geq 30$, $V_{CE} = 10 \text{ V}$, $I_C = 300 \text{ mA}$ 	H	3G
151-0508-01	151-0508-00	<ol style="list-style-type: none"> 1. $I_{cbo} \leq 10 \text{ nA}$, $V_{CB} = 40 \text{ V}$ 2. $I_{ebs} \leq 100 \text{ nA}$, $V_{EB} = 40 \text{ V}$ 3. $V_{CE} \leq 1.5 \text{ V}$, $I_C = 50 \text{ mA}$ 	H-	4E
151-0612-01	151-0612-00	<ol style="list-style-type: none"> 1. Burn-in for 72 hours 2. $BV_{cbo} = \geq 300 \text{ V} \leq 320 \text{ V}$, $I_{CB} = 100 \mu\text{A}$ 3. $BV_{ceo} = \geq 300 \text{ V} \leq 320 \text{ V}$, $I_{CE} = 1000 \mu\text{A}$ 4. $BV_{ebo} = \geq 5 \text{ V} \leq 15 \text{ V}$, $I_{EB} = 100 \mu\text{A}$ 5. $I_{cbo} = \leq 200 \text{ nA}$, $V_{CB} = 200 \text{ V}$ 6. $I_{ebo} = \leq 100 \text{ nA}$, $V_{EB} = 3 \text{ V}$ 7. $V_{BE(ON)} \leq .85 \text{ V}$, $V_{CE} = 10 \text{ V}$, $I_C = 30 \text{ mA}$ 8. $V_{CE} = \leq .75 \text{ V}$, $I_C = 30 \text{ mA}$, $I_B = 3 \text{ mA}$ 9. $h_{FE} \geq 25$, $V_{CE} = 10 \text{ V}$, $I_C = 1000 \mu\text{A}$ 10. $h_{FE} \geq 40$, $V_{CE} = 10 \text{ V}$, $I_C = 30 \text{ mA}$ 11. $h_{FE} \leq 180.2$, $V_{CE} = 10 \text{ V}$, $I_C = 30 \text{ mA}$ 	H+	

SELECTED TRANSISTORS (CONT)

AVOID USING SELECTED COMPONENTS IF POSSIBLE IN NEW DESIGN,
SEE PAGE 9-33 (THESE ARE NOT STOCKED IN ENG STOCK)

FINISHED PART NUMBER	RAW STOCK	CHARACTERISTICS	CC	++ RC
151-0615-01	151-0615-00	1. Burn-in for 72 hours 2. $BV_{ceo} = \geq 300 \text{ V} \leq 340 \text{ V}$, $I_{CE} = 1000 \mu\text{A}$ 3. $BV_{cbo} = \geq 300 \text{ V} \leq 340 \text{ V}$, $I_{CB} = 100 \mu\text{A}$ 4. $BV_{ebo} = \geq 6 \text{ V} \leq 26 \text{ V}$, $I_{EB} = 100 \mu\text{A}$ 5. $I_{cbo} = \leq 200 \text{ nA}$, $V_{CB} = 200 \text{ V}$ 6. $I_{ebo} = \leq 100 \text{ nA}$, $V_{EB} = 5 \text{ V}$ 7. $h_{FE} \geq 25$, $V_{CE} = 10 \text{ V}$, $I_C = 1000 \mu\text{A}$ 8. $h_{FE} \geq 40$, $V_{CE} = 10 \text{ V}$, $I_C = 30 \text{ mA}$ 9. $h_{FE} \leq 180.2$, $V_{CE} = 10 \text{ V}$, $I_C = 30 \text{ mA}$ 10. $V_{CE} = \leq .6 \text{ V}$, $I_C = 30 \text{ mA}$, $I_B = 3 \text{ mA}$ 11. $V_{BE(ON)} \leq .85 \text{ V}$, $V_{CE} = 10 \text{ V}$, $I_C = 30 \text{ mA}$	H	
151-0621-01	151-0621-00	1. Preconditioning breakdown test 2. $V(BR)_{cbo} \geq 60 \text{ V}$, $I_C = 100 \mu\text{A}$ 3. $V_{ceo(sus)} \geq 45 \text{ V}$, $I_C = 100 \text{ mA}$ 4. $I_{ebo} \leq 100 \mu\text{A}$, $V_{EB} = 5 \text{ V}$ 5. $h_{FE} \geq 40$, $V_{CE} = 1 \text{ V}$, $I_C = 4 \text{ A}$ 6. $h_{FE} \geq 60$, $V_{CE} = 1 \text{ V}$, $I_C = 2 \text{ A}$	I+	2H
151-0625-01	151-0625-00	1. Burn-in for 72 hours 2. $h_{FE} = \geq 60$, $V_{CE} = 1 \text{ V}$, $I_C = 2 \text{ A}$ 3. $h_{FE} = \geq 40$, $V_{CE} = 1 \text{ V}$, $I_C = 4 \text{ A}$ 4. $BV_{ceo} \geq 80 \text{ V} \leq 100 \text{ V}$, $I_{CE} = 100 \text{ mA}$ 5. $V_{CE} = \leq 1 \text{ V}$, $I_C = 8 \text{ A}$, $I_B = 400 \text{ mA}$ 6. $V_{BE(ON)} \geq .54 \text{ V}$, $V_{CE} = 2 \text{ V}$, $I_C = 10 \text{ mA}$ 7. $V_{BE(ON)} \leq .64 \text{ V}$, $V_{CE} = 2 \text{ V}$, $I_C = 10 \text{ mA}$ 8. $I_{cbo} = \leq 10 \mu\text{A}$, $V_{CB} = 1 \text{ V}$ 9. $I_{ebo} = \leq 100 \mu\text{A}$, $V_{EB} = 5 \text{ V}$ 10. $V_{BE} = \leq 1.5 \text{ V}$, $I_C = 8 \text{ A}$, $I_B = 800 \text{ mA}$	I+	
151-0634-01	151-0634-00	1. $h_{FE} \geq 8 \leq 40$, $V_{CE} = 2 \text{ V}$, $I_C = 500 \text{ mA}$ 2. $h_{FE} \geq 5 \leq 25$, $V_{CE} = 2 \text{ V}$, $I_C = 1000 \text{ mA}$ 3. $I_{ebo} \leq 1000 \mu\text{A}$, $V_{EB} = 9 \text{ V}$ 4. $V_{CE} \leq .5 \text{ V}$, $I_C = 500 \text{ mA}$, $I_B = 100 \text{ mA}$ 5. $V_{CE} \leq 1 \text{ V}$, $I_C = 1000 \text{ mA}$, $I_B = 250 \text{ mA}$ 6. $V_{CE} \leq 3 \text{ V}$, $I_C = 1500 \text{ mA}$, $I_B = 500 \text{ mA}$ 7. $V_{CE} \leq 1 \text{ V}$, $I_C = 500 \text{ mA}$, $I_B = 100 \text{ mA}$ 8. $V_{BE} \leq 1.2 \text{ V}$, $I_C = 1000 \text{ mA}$, $I_B = 250 \text{ mA}$	I	

COST CODE (CC COLUMN)

CODE	A	B	C	D	E	F	G	H	I	J	K	L	M	N	O
% VALUE with +	.75¢	2¢	3.75¢	6¢	10¢	18¢	35¢	60¢	\$1	\$2	\$3.75	\$6	\$10	\$18	\$35+
% VALUE no suffix	.5¢	1.5¢	3¢	5¢	8¢	15¢	25¢	50¢	75¢	\$1.50	\$3	\$5	\$8	\$15	\$25
% VALUE with -	.2¢	1.25¢	2.5¢	4.25¢	7¢	13¢	22¢	40¢	65¢	\$1.25	\$2.50	\$4.25	\$7	\$13	\$22

NOTE: Costs may vary from order to order due to order quantities, vendor, etc.

++ RELIABILITY CODES

USAGE/YR	CODE	FAILURE FREQ	CODE	%/YR (median)
≥ 10	1	1/100 000	A	.001
≥ 100	2	1/50 000	B	.002
$\geq 1 000$	3	1/20 000	C	.005
$\geq 10 000$	4	1/10 000	D	.01
$\geq 100 000$	5	1/5 000	E	.02
$\geq 1 000 000$	6	1/2 000	F	.05
$\geq 10 000 000$	7	1/1 000	G	.1
		1/500	H	.2
		1/200	I	.5
		1/100	J	1.0+

For further explanation of this code, see page 9-27.

SELECTED TRANSISTORS (CONT)

AVOID USING SELECTED COMPONENTS IF POSSIBLE IN NEW DESIGN,
SEE PAGE 9-33 (THESE ARE NOT STOCKED IN ENG STOCK)

FINISHED PART NUMBER	RAW STOCK	CHARACTERISTICS	CC	†† RC
151-0693-01	151-0693-00	1. Burn-in for 72 hours 2. $BV_{ceo} = \geq 350 \text{ V} \leq 390 \text{ V}$, $I_{CE} = 1000 \mu\text{A}$ 3. $BV_{cbo} = \geq 350 \text{ V} \leq 390 \text{ V}$, $I_{CB} = 100 \mu\text{A}$ 4. $BV_{ebo} = \geq 6 \text{ V} \leq 16 \text{ V}$, $I_{EB} = 100 \mu\text{A}$ 5. $I_{cbo} = \leq 200 \text{ nA}$, $V_{CB} = 250 \text{ V}$ 6. $I_{ebo} = \leq 100 \text{ nA}$, $V_{EB} = 5 \text{ V}$ 7. $h_{FE} \geq 25$, $V_{CE} = 10 \text{ V}$, $I_C = 1000 \mu\text{A}$ 8. $h_{FE} \geq 40$, $V_{CE} = 10 \text{ V}$, $I_C = 30 \text{ mA}$ 9. $h_{FE} \leq 180.2$, $V_{CE} = 10 \text{ V}$, $I_C = 30 \text{ mA}$ 10. $V_{CE} = \leq .6 \text{ V}$, $I_C = 30 \text{ mA}$, $I_B = 3 \text{ mA}$ 11. $V_{CE} \leq 1.5 \text{ V}$, $I_C = 50 \text{ mA}$, $I_B = 5 \text{ mA}$ 12. $V_{BE(ON)} \leq .85 \text{ V}$, $V_{CE} = 10 \text{ V}$, $I_C = 30 \text{ mA}$	H+	3G
151-0694-01	151-0694-00	1. Burn-in for 72 hours 2. $BV_{ceo} = \geq 350 \text{ V} \leq 390 \text{ V}$, $I_{CE} = 1000 \mu\text{A}$ 3. $BV_{cbo} \geq 350 \text{ V} \leq 390 \text{ V}$, $I_{CE} = 100 \mu\text{A}$ 4. $BV_{ebo} \geq 5 \text{ V} \leq 15 \text{ V}$, $I_{EB} = 100 \mu\text{A}$ 5. $I_{cbo} = \leq 200 \text{ nA}$, $V_{CB} = 250 \text{ V}$ 6. $I_{ebo} \leq 100 \text{ nA}$, $V_{EB} = 4 \text{ V}$ 7. $V_{BE(ON)} \leq .85 \text{ V}$, $V_{CE} = 10 \text{ V}$, $I_C = 30 \text{ mA}$ 8. $V_{CE} = \leq .75 \text{ V}$, $I_C = 30 \text{ mA}$, $I_B = 3 \text{ mA}$ 9. $V_{CE} = \leq 1.8 \text{ V}$, $I_C = 50 \text{ mA}$, $I_B = 5 \text{ mA}$ 10. $h_{FE} \geq 25$, $V_{CE} = 10 \text{ V}$, $I_C = 1000 \mu\text{A}$ 11. $h_{FE} \geq 40$, $V_{CE} = 10 \text{ V}$, $I_C = 30 \text{ mA}$ 12. $h_{FE} \leq 180.2$, $V_{CE} = 10 \text{ V}$, $I_C = 30 \text{ mA}$	I	3G
151-1032-02	151-1032-00	1. $V_{out} \leq \pm 50 \text{ mV}$ 2. $I_G \leq 100 \text{ pA}$, $V_{DG} = 12 \text{ V}$	K	
151-1042-01	151-1042-00	1. $I_{DSS} \geq 10 \text{ mA} \leq 18 \text{ mA}$, $V_{DS} = 15 \text{ V}$, $V_{GS} = 0$ (pulsed)	H-	3E
151-1090-03	151-1090-00	1. $I_G \leq 100 \text{ pA}$ @ 9 V , $V_{GS} = 0$ 2. $V_{out} \leq \pm 50 \text{ mV}$ 3. $G_{fs} \geq 6.5 \mu\text{mho}$ @ $V_{DS} = 10 \text{ V}$, $V_{GS} = 0$ (pulsed)	K-	3J
153-0528-00	151-0103-00	1. $V_{CE(sat)} = 7.5 \text{ V Max}$ @ $I_C = 90 \text{ mA}$, $I_B = .9 \text{ mA}$	K-	
153-0530-00	151-0131-00	1. $h_{FE} \geq 80$, $I_C = 10 \text{ mA}$, $V_{CE} = 1 \text{ V}$	K-	

COST CODE (CC COLUMN)

CODE	A	B	C	D	E	F	G	H	I	J	K	L	M	N	O
⌘ VALUE with +	.75¢	2¢	3.75¢	6¢	10¢	18¢	35¢	60¢	\$1	\$2	\$3.75	\$6	\$10	\$18	\$35+
⌘ VALUE no suffix	.5¢	1.5¢	3¢	5¢	8¢	15¢	25¢	50¢	75¢	\$1.50	\$3	\$5	\$8	\$15	\$25
⌘ VALUE with -	.2¢	1.25¢	2.5¢	4.25¢	7¢	13¢	22¢	40¢	65¢	\$1.25	\$2.50	\$4.25	\$7	\$13	\$22

NOTE: Costs may vary from order to order due to order quantities, vendor, etc.

†† RELIABILITY CODES

USAGE/YR	CODE	FAILURE FREQ	CODE	%/YR (median)
≥ 10	1	1/100 000	A	.001
≥ 100	2	1/50 000	B	.002
$\geq 1 000$	3	1/20 000	C	.006
$\geq 10 000$	4	1/10 000	D	.01
$\geq 100 000$	5	1/5 000	E	.02
$\geq 1 000 000$	6	1/2 000	F	.06
$\geq 10 000 000$	7	1/1 000	G	.1
		1/500	H	.2
		1/200	I	.5
		1/100	J	1.0+

For further explanation of this code, see page 9-27.

SELECTED TRANSISTORS (CONT)

AVOID USING SELECTED COMPONENTS IF POSSIBLE IN NEW DESIGN,
SEE PAGE 9-33 (THESE ARE NOT STOCKED IN ENG STOCK)

FINISHED PART NUMBER	RAW STOCK	CHARACTERISTICS	CC	†† RC
153-0537-00	151-0142-00	1. $T_R \leq .9 \text{ n Sec.}$	N+	
153-0539-00	151-0103-00	1. $h_{FE} \geq 150 @ V_{CE} = 1V, I_C = 5 \text{ mA}$	K-	
153-0543-00	151-0108-01	1. $t_{rr} \leq 12 \text{ n Sec.}$	L	
153-0545-00	151-0108-01	1. Avalanche voltage (BV_{ces}) $\geq 65V \leq 80V$	L	
153-0546-00	151-0230-00	1. $h_{FE} \geq 100, V_{CE} = 6V, I_C = 1 \text{ mA}$ 2. $I_{cer} \leq .1 \text{ nA}, V_{CE} = 5V, R_{BE} = 3.6 \text{ k}$	L-	
153-0555-00	151-0133-00	1. $BV_{ceo} \geq 70V @ I_C = .1 \text{ mA}$	L-	
153-0557-00	151-0190-00	1. $Z_C \geq 2.5 \text{ M}\Omega$	J	3H
153-0560-00	151-0131-00	Special avalanche selection 1. Pulse height $200 \text{ mV} \pm 20 \% \text{ peak-to-peak}$ 2. Pulse risetime, from 10% to 90%, $\leq 3 \text{ n Sec.}$	N-	
153-0563-00	151-1006-00	1. $BV_{GD} \geq 60V @ I_C = 10 \text{ }\mu\text{A}$	K	
153-0583-00	151-0225-00	1. $V_Z \geq 19V @ I_{ZT} = 6.2 \text{ mA}$ 2. $V_Z \leq 21V @ I_{ZT} = 6.2 \text{ mA}$ 3. $I_R \leq 5 \text{ }\mu\text{A} @ V_R = 15.2V$	I	
153-0588-00	151-0225-00	1. $V_{BE} \geq .6V @ I_E = 4 \text{ }\mu\text{A}$	K+	
153-0593-00	151-0150-00	1. $I_{CBP} \leq 5 \text{ nA} @ V_{CB} = 100V$	L	
153-0605-00	151-0367-00	1. $h_{FE} \geq 150 @ V_{CE} = 6V, I_C = 5 \text{ mA}$	K-	
153-0614-00	151-0288-00	1. $h_{FE} \geq 36 @ V_{CE} = 2V, I_C = 180 \text{ mA}$ 2. $I_{cer} \leq 1 \text{ }\mu\text{A} @ V_{CE} = 10V, R_{BE} = 56.2 \text{ }\Omega$ 3. $I_{cer} \leq 10 \text{ }\mu\text{A} @ V_{CE} = 34V, R_{BE} = 56.2 \text{ }\Omega$	N+	3H
153-0628-00	151-0464-00	1. $h_{FE} \geq @ I_C = 100 \text{ mA}, V_{CE} = 5V$	J+	
153-0630-00	151-0462-00	1. $h_{FE} \geq 60 @ I_C = 100\text{mA}, V_{CE} = 5V$	J+	
153-0642-00	151-0354-00	1. V_{BE} selected $\geq .67V \leq .7V @ I_C = .65 \text{ mA}$ (BC Shorted)	L	
153-0646-00	151-0190-00	1. Selected for $BV_{ceo} \geq 55V @ I_C = 1 \text{ mA}$	J-	
153-0647-00	151-0188-00	1. Selected for $BV_{ceo} \geq 55V @ I_C = 1 \text{ mA}$	K+	
153-0652-00	151-0679-00	1. $BV_{ceo} \geq 400V, I_{CE} = 10 \text{ mA}$ 2. $I_{cev} \leq 1000 \text{ }\mu\text{A}, V_{CE} = 400V, V_F = 1.5V$ 3. $I_{ebo} \leq 1000 \text{ }\mu\text{A}, V_{EB} = 9V$ 4. $h_{FE} \geq 8 \leq 16, V_{CE} = 5V, I_C = 5A$ 5. $h_{FE} \geq 5.99 \leq 16, V_{CE} = 5V, I_C = 8A$ 6. $V_{CE} \leq 1V, I_C = 5A, I_B = 1000 \text{ mA}$ 7. $V_{CE} \leq 3V, I_C = 12A, I_B = 3A$ 8. $V_{BE} \leq 1.2V, I_C = 5A, I_B = 1000 \text{ mA}$ 9. $V_{BE} \leq 1.6V, I_C = 8A, I_B = 1600 \text{ mA}$	K-	3J

MATCHED AND CHECKED TRANSISTORS

**AVOID USING SELECTED COMPONENTS IF POSSIBLE IN NEW DESIGN,
SEE PAGE 9-33 (THESE ARE NOT STOCKED IN ENG STOCK)**

FINISHED PART NUMBER	RAW STOCK	CHARACTERISTICS	CC	†† RC
151-0198-03	(2) 151-0198-02	1. V_{BE} matched within 5 mV @ $V_{CE} = 5V$, $I_C = 4$ mA	L	2I
151-0221-07	(2) 151-0221-00	1. I_B within 10 μA of each other 2. h_{FE} of 50 to 100		
151-0368-01	151-0368-00	1. $T_{off} \geq 3$ μS	J+	3I
151-0373-01	151-0373-00	1. $h_{FE} \geq 80$ @ $V_{CE} = 10V$, $I_C = 360$ mA	I	
151-1042-02	(2) 151-1042-00	1. Preconditioning 48 hours @ + 24V 2. $I_{DSS} \geq 10$ mA ≤ 18 mA @ $V_{DS} = 15V$, $V_{GS} = 0$ (pulsed) 3. I_{DSS1} $I_{DSS2} \leq .5$ mA @ $V_{DS} = 15V$ (pulsed)	J-	4H
153-0525-00	(2) 151-0120-00	1. Pair, $h_{FE} \geq 30 \leq 157$, $I_C = 20$ mA, $V_{CE} = 5V$	N+	
153-0526-00	(2) 151-0127-00	1. Pair, h_{FE} selection $I_C = 50$ mA, $V_{CE} = 5V$. Beta matched within $\pm 10\%$ of each other.	K+	
153-0527-00	(2) 151-0108-01	1. Pair, h_{FE} paired @ $V_{CE} = 5V$, $I_C = 15$ mA. Beta matched within 20% of each other.	L-	
153-0534-00	151-0103-00	1. $h_{FE} \leq 200 \%$ 1000, $V_{CE} = 25V$, $I_C = 5$ mA 2. Match for a capacitance with Δ reverse bias @ .033 pF	L+	
153-0535-00	151-0133-00	1. h_{FE} selection @ $V_{CE} = 15V$, $I_C = 6$ mA	M	
153-0536-00	(2) 151-0150-00	1. $h_{FE} \geq 80 \leq 210$, $I_C = 10$ mA, $V_{CE} = 25V$ 2. C_{ob} matched within .5 pF @ 45V	M-	
153-0547-00	(2) 151-0198-01	1. Z_C (no breakdown) 2. Beta matched $V_{CE} = 5V$, $I_C = 5$ mA 3. V_{BE} matching within 2 mV, $V_{CE} = 5V$, $I_C = 5$ mA	L+	
153-0548-00	151-0124-00	1. Beta matched within 10% of each other, $I_{CE} = 10$ mA, $V_{CE} = 20V$ 2. $h_{rb} \leq .018$ 2/10 kc (pulsed)	O	
153-0549-00	151-1005-00	1. I_{DSS} selection 2 to 3 mA @ $V_{DX} = 15V$	J+	3G
153-0552-01	151-0225-00 151-0417-00 200-0781-01	1. V_{BE} matching of NPN & PNP transistors to 60 mV ± 15 mV	J-	
153-0553-00	151-0142-00 151-0282-00 214-0818-01	1. V_{BE} matching of NPN & PNP transistors matched to V_{BE} difference of 12 mV to 25 mV 2. $V_{CE} = 8V$, $I_C = 8$ mA with NPN 12 mV to 25 mV greater than PNP	O+	
153-0556-01	151-0108-01	1. BV_{ces} avalanche $\geq 55V$ @ ≤ 1 mA, with leakage ≤ 1 μA	K+	3G
153-0558-00	(2) 151-0188-00	1. Matched for h_{FE} within 10% at $V_{CE} = 5V$, $I_C = 1$ mA	K	
153-0561-00	(2) 151-1022-00	1. $V_{GS} \geq 1V \leq 3.5V$ matched within .5V @ $V_{DG} = 20V$, $I_D = 2.6$ mA	O-	
153-0565-00	(2) 151-0190-02	1. $Z_C \leq 2.5$ M Ω 2. C_{ob} matched within .05 pF with $V_{CB} = 10V$	K+	3J

MATCHED AND CHECKED TRANSISTORS (CONT)

AVOID USING SELECTED COMPONENTS IF POSSIBLE IN NEW DESIGN,
SEE PAGE 9-33 (THESE ARE NOT STOCKED IN ENG STOCK)

FINISHED PART NUMBER	RAW STOCK	CHARACTERISTICS	CC	++ RC
153-0566-00	(2) 151-0202-00	1. V_{BE} matched within 5 mV, $V_{CE} = 4V$, $I_C = 6 \text{ mA}$	N-	3J
153-0569-00	(2) 151-0252-00	1. Pair matched for electrical output within 15%	L+	
153-0570-00	151-1005-00	1. $V_{GS} = .08 \text{ V}$ to -1.6 V @ $I_D = 1 \text{ mA}$	J+	
153-0574-00	(2) 151-0103-00	1. $h_{oe} \leq 150 \mu\text{mho}$ @ $I_C = 20 \text{ mA}$, $V_{CE} = 20 \text{ mA}$, $V_{CE} = 25V$, $h_{oe} \leq 70 \mu\text{mho}$ @ $I_C = 10 \text{ mA}$, $V_{CE} = 25V$ 2. $h_{FE} \leq I_C = 10 \text{ mA}$, $V_{CE} = 15V$ 3. C_{ob} matched within .02 pF of each other	L	3F
153-0575-00	(2) 151-0224-00	1. Pair, matched for $V_{CE(sat)}$ within 5 mV, @ $I_C = 1 \text{ mA}$, $I_B = .5 \text{ mA}$	L	3F
153-0576-00	(2) 151-0124-00	1. h_{FE} selection @ $I_C = 10 \text{ mA}$, $V_{CE} = 6V$ 2. C_{ob} matched within .03 pF @ 25V	M	3G
153-0577-00	(4) 151-0225-00	1. V_{BE} matched with 5 mV, $V_{CE} = 5V$, $I_C = 5 \text{ mA}$	L+	
153-0584-00	151-0230-00	1. Pair of transistors matched within 5 mV @ $V_{CE} = 1.5V$, $I_C = 5 \text{ mA}$	M-	
153-0586-00	(2) 151-0188-00	1. h_{FE} selection @ $I_C = 8 \text{ mA}$, $V_{CE} = 8V$ 2. V_{BE} selected within 5 mV ($V_{CE} = 1V$, $I_C = 2 \text{ mA}$)	L-	
153-0587-00	(2) 151-0190-02	1. h_{FE} selection @ $V_{CE} = 8V$, $I_C = 8 \text{ mA}$ 2. Pair V_{BE} matched within 5 mV @ $V_{CE} = 8V$, $I_C = 8 \text{ mA}$	L-	
153-0589-00	(2) 151-0330-00	1. h_{FE} selection @ $V_{CE} = 5V$, $I_C = 10 \text{ mA}$ 2. V_{BE} matched within 5 mV @ $V_{CE} = 8V$, $I_C = 8 \text{ mA}$	O+	
153-0590-00	151-0212-00 151-0272-00 200-1153-00 200-1155-00 211-0062-00	1. V_{BE} sorting of 151-0272-00, $I_C = 8 \text{ mA}$, $V_{CE} = 5V$ 2. V_{BE} sorting of 151-0212-00, $I_C = 8 \text{ mA}$, $V_{CE} = 5V$ 3. Pair matched within 5 mV of each other	O+	
153-0591-00	(2) 151-0212-00	1. V_{BE} matched within 5 mV @ $I_C = 8 \text{ mA}$, $V_{CE} = 8V$	O-	
153-0594-00	(2) 151-0206-00	1. Pair matched within 5 mV, V_{BE} @ $V_{CE} = 5V$, $I_C = 5 \text{ mA}$	M+	
153-0595-00	(2) 151-0225-04	Sample of 10% of lot 1. $I_B = 33 \mu\text{A}$ Min, 50 μA Max., $I_C = 50 \text{ mA}$, $V_{CE} = 6V$ 2. I_B difference $\leq 15 \mu\text{A}$, set of four	M	
153-0596-00	(2) 151-0225-04	Sample of 10% of lot 1. $I_B = 33 \mu\text{A}$ Min, 50 μA Max., $I_C = 50 \text{ mA}$, $V_{CE} = 6V$ 2. I_B difference $\leq 15 \mu\text{A}$, pair	K	3G
153-0597-00	(2) 151-0221-07	1. h_{FE} of 50 to 100 and matched for I_B of 10 μA	K	4C
153-0597-01	(2) 151-0221-00	1. $h_{FE} \geq 50$, $V_{CE} = 6V$, $I_C = 12 \text{ mA}$ 2. V_{CE} matched within 5 mV, $V_{CE} = 6V$, $I_C = 12 \text{ mA}$	K	3G
153-0602-00	(3) 151-0192-00	1. V_{BE} matching @ $I_C = 2.5 \text{ mA}$, $V_{CE} = 2V$	L	
153-0603-01	(2) 151-0367-00 214-0973-00	1. $V_{BE1} - V_{BE2} \leq 5 \text{ mV}$, $V_{CE} = 5V$, $I_C = 5 \text{ mA}$	L	

8

MATCHED AND CHECKED TRANSISTORS (CONT)

AVOID USING SELECTED COMPONENTS IF POSSIBLE IN NEW DESIGN,
SEE PAGE 9-33 (THESE ARE NOT STOCKED IN ENG STOCK)

FINISHED PART NUMBER	RAW STOCK	CHARACTERISTICS	CC	++ RC
153-0606-00	Set of 4 (2) 151-0221-00 (2) 151-0271-00	1. Beta matching, $V_{CE} = 6V$, $I_C = 15 \text{ mA}$	M+	
153-0607-00	151-1032-00	1. I_D selection 11.5 mA to 14.25 mA in a 20 Ω totem pole circuit with $V_{DG} = 9V$	N+	
153-0609-00	(2) 151-0271-00	1. V_{BE} matched within 5 mV @ $V_{CE} = 4V$, $I_C = 6 \text{ mA}$	M+	3I
153-0610-00	(2) 151-0221-00 214-0973-00	1. $h_{FE} \geq 80$, $V_{CE} = 4V$, $I_C = 8 \text{ mA}$ 2. $h_{FE} \leq 180$, $V_{CE} = 4V$, $I_C = 8 \text{ mA}$ 3. V_{BE} matched within 5 mV @ $I_C = 10 \text{ mA}$, $V_{CE} = 4V$	K-	
153-0610-02	(2) 151-0221-06 with 214-0973-00	1. $h_{FE} \geq 70 \leq 100$, $V_{CE} = 4V$, $I_C = 8 \text{ mA}$ 2. V_{BE} matching within 5 mV @ $V_{CE} = 4V$, $I_C = 8 \text{ mA}$	J+	
153-0610-03	(2) 151-0221-06 (1) 200-0945-00 (1) 200-0945-01	1. $h_{FE} \geq 70 \leq 100$ 2. V_{BE} matching within 5 mV	J-	
153-0611-00	(2) 151-0436-00	1. h_{FE} matching @ $V_{CE} = 15V$, $I_C = 100 \text{ mA}$	M-	
153-0612-00	151-0192-00 151-0410-00 Set of 4 200-0945-03 200-0945-04 211-0001-00	1. V_{BE} matching within 5 mV @ $V_{CE} = 5V$, $I_C = 1 \text{ mA}$ 2. Verification check	L-	
153-0612-02	151-0188-00 151-0190-00 200-0715-00	1. h_{FE} range $\geq 100 \leq 400$ 2. V_{BE} matched within 5 mV @ $V_{CE} = 5V$, $I_C = 5 \text{ mA}$	M+	
153-0613-00	(2) 151-0108-01	1. BV_{ces} avalanche $\geq 70V \leq 90V$ @ 20 μA matched within 2V of each other	O+	
153-0618-00	151-1025-00	1. $I_{DSS} \geq 8 \text{ mA} \leq 10 \text{ mA}$ @ $V_{DG} = 6V$	J+	
153-0619-00	151-1078-00	1. $I_{DSS} \geq 12 \text{ mA}$ @ $V_{DG} = 6V$	J+	
153-0621-00	(2) 151-0484-00	1. Matching base current within 20 nA of each other, $I_C = 100 \mu A$, $V_{CE} = 8V$	K	3H
153-0623-00	(2) 151-0223-00 (1) 151-0271-00	1. Verify in special circuit to $\pm .7V$	L+	2I
153-0624-00	(2) 151-0427-00 (1) 214-0973-00	1. Beta matched within 10% of each other 2. V_{BE} matched within 5 mV @ $I_C = 8 \text{ mA}$, $V_{CE} = 4V$	K+	
153-0627-00	(2) 151-0462-00	1. $h_{FE} \geq 40$ @ $I_C = 200 \text{ mA}$, $V_{CE} = 5V$ matched within 10% of each other.	L-	3E
153-0629-00	(2) 151-0410-00	1. V_{BE} within 10 mV, $V_{CB} = 5V$, $I_{BE} = 150 \mu A$	J	
153-0631-00	151-0441-00	1. I_B matched within 10 μA @ $V_{CE} = 3V$, $I_C = 5 \text{ mA}$	L	
153-0633-00	(2) 151-0282-00	1. $V(BR)_{ced} \geq 21V$ with a difference of $\leq 2V$ @ $I_C = 1 \text{ mA}$ and $I_C = 10 \text{ mA}$	K+	
153-0649-00	151-0426-01	1. Storage time selection of 650 nS Max., matched within 100 nS of each other.	M-	2H

MATCHED AND CHECKED TRANSISTORS (CONT)

AVOID USING SELECTED COMPONENTS IF POSSIBLE IN NEW DESIGN,
SEE PAGE 9-33 (THESE ARE NOT STOCKED IN ENG STOCK)

FINISHED PART NUMBER	RAW STOCK	CHARACTERISTICS	CC	†† RC
153-0650-00	(2) 151-0447-00	1. V_{BE} matched within 5 mV, $V_{CE} = 2.5V$, $I_C = 30$ mA	N	3G
153-0653-00	(4) 151-0271-00	1. $V_{BE} \leq 900$ mV, matched within 5 mV, $I_C = 15$ mA, $V_{CE} = 6V$ 2. $I_B \leq 400$ μA , matched within 25 μA , $V_{CE} = 6V$, $I_C = 15$ mA	M+	
153-0654-00	(2) 151-0712-01	1. 10% sample to verify match of V_{BE} of 5 mV @ $V_{CE} = 4V$, $I_C = 4$ mA 2. Then paired	M+	
153-0655-00	(2) 151-0223-05 (1) 200-0945-00 (1) 200-0945-01	1. Matched for V_{BE} of 5 mV		

COST CODE (CC COLUMN)

CODE	A	B	C	D	E	F	G	H	I	J	K	L	M	N	O
$\%$ VALUE with +	.75¢	2¢	3.75¢	6¢	10¢	18¢	35¢	60¢	\$1	\$2	\$3.75	\$6	\$10	\$18	\$35+
$\%$ VALUE no suffix	.5¢	1.5¢	3¢	5¢	8¢	15¢	25¢	50¢	75¢	\$1.50	\$3	\$5	\$8	\$15	\$25
$\%$ VALUE with -	.2¢	1.25¢	2.5¢	4.25¢	7¢	13¢	22¢	40¢	65¢	\$1.25	\$2.50	\$4.25	\$7	\$13	\$22

NOTE: Costs may vary from order to order due to order quantities, vendor, etc.

†† CATALOG RELIABILITY CODES

USAGE/YR	CODE	FAILURE FREQ	CODE	%/YR (median)
≥ 10	1	1/100 000	A	.001
≥ 100	2	1/50 000	B	.002
$\geq 1 000$	3	1/20 000	C	.005
$\geq 10 000$	4	1/10 000	D	.01
$\geq 100 000$	5	1/5 000	E	.02
$\geq 1 000 000$	6	1/2 000	F	.05
$\geq 10 000 000$	7	1/1 000	G	.1
		1/500	H	.2
		1/200	I	.5
		1/100	J	1.0+

For further explanation of this code, see page 9-27.

TRANSISTORS

SECTION 9

TABLE OF CONTENTS

	PAGE(S)
CASE DRAWINGS	9-2 THRU 9-8
CROSS REFERENCE INDEX	9-9 THRU 9-25
TEK PART NUMBER TO VENDOR NUMBER	9-9 THRU 9-18
JEDEC TO TEK PART NUMBER	9-19 & 9-20
MFG. TO TEK PART NUMBER	9-21 THRU 9-25
NOTES	9-26
RELIABILITY NOTES	9-27 & 9-28
APPLICATION NOTES	9-29 THRU 9-33
SAFE OPERATING AREA & SECOND BREAKDOWN	9-29 & 9-30
TO-220 HANDLING PRECAUTIONS	9-31
STORAGE TIMES & SATURATION VOLTAGES	9-32
AVOID USING SELECTED PARTS	9-33
TO-220 MOUNTING SYSTEM FEATURES HIGH VOLTAGE WITHSTAND CAPABILITY	9-34

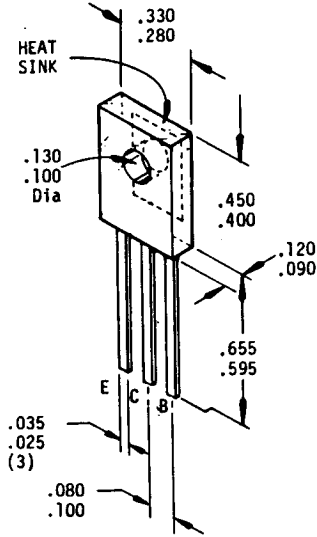
COST CODE (CC COLUMN)

CODE	A	B	C	D	E	F	G	H	I	J	K	L	M	N	O
⌘ VALUE with +	.75¢	2¢	3.75¢	6¢	10¢	18¢	35¢	60¢	\$1	\$2	\$3.75	\$6	\$10	\$18	\$35+
⌘ VALUE no suffix	.5¢	1.5¢	3¢	5¢	8¢	15¢	25¢	50¢	75¢	\$1.50	\$3	\$5	\$8	\$15	\$25
⌘ VALUE with -	.2¢	1.25¢	2.5¢	4.25¢	7¢	13¢	22¢	40¢	65¢	\$1.25	\$2.50	\$4.25	\$7	\$13	\$22

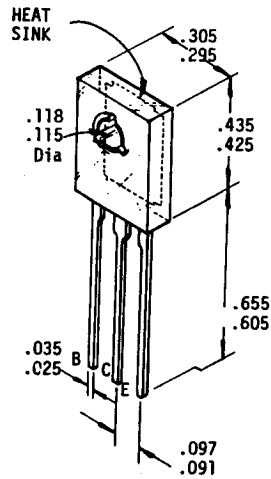
NOTE: Costs may vary from order to order due to order quantities, vendor, etc.

TRANSISTOR CASE DRAWINGS

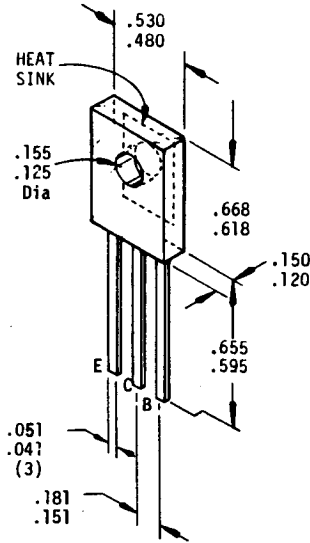
TO-126



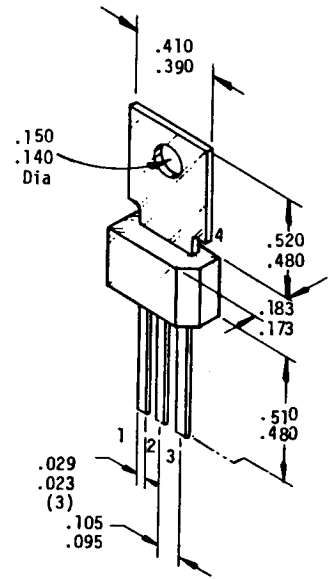
77-03



TO-127



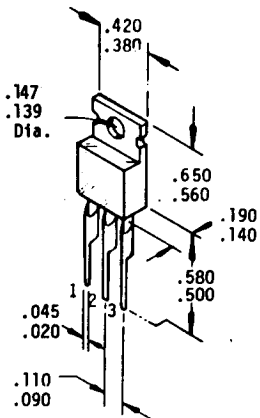
TO-202



LEADS				
	1	2	3	4
(A) Power	E	B	C	
(B) Power	B	C	E	
SCR	C	A	G	A

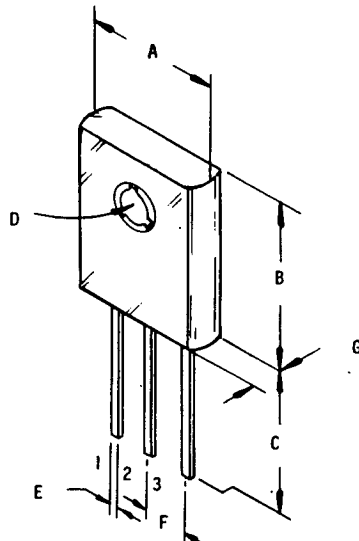
SCR (Without Tab)

TO-220



LEADS			
	1	2	3
SCR	MT ₁	MT ₂	G
Power	B	C	E
FET	G	D	S

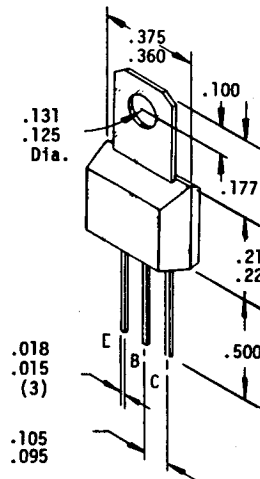
X-58



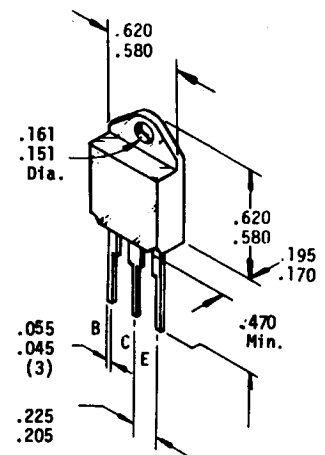
	A	B	C	D	E	F	G
X58	.270	.390	.595	.115	.020	.090	.070
	.330	.450	.655	.118	.026		.130
X58a	.490	.628	.590	.138	.043	.166	.120
	.520	.658	.650	.148	.049	TYP	.150

LEADS			
	1	2	3
SCR	C	A	G
Power Xstr	E	C	B

X-81

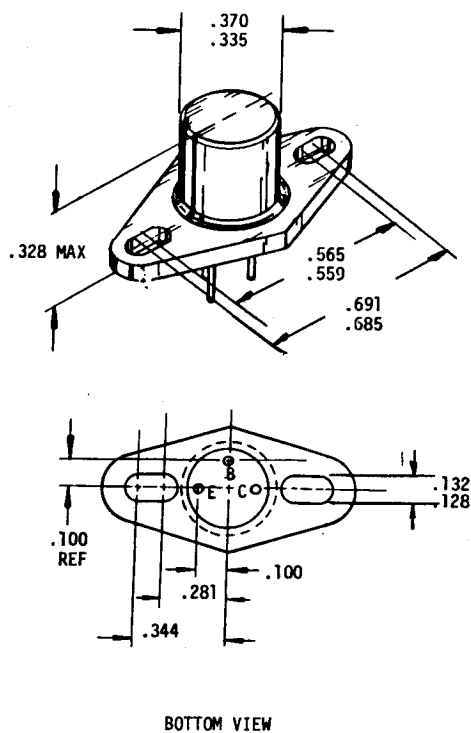


TO-218

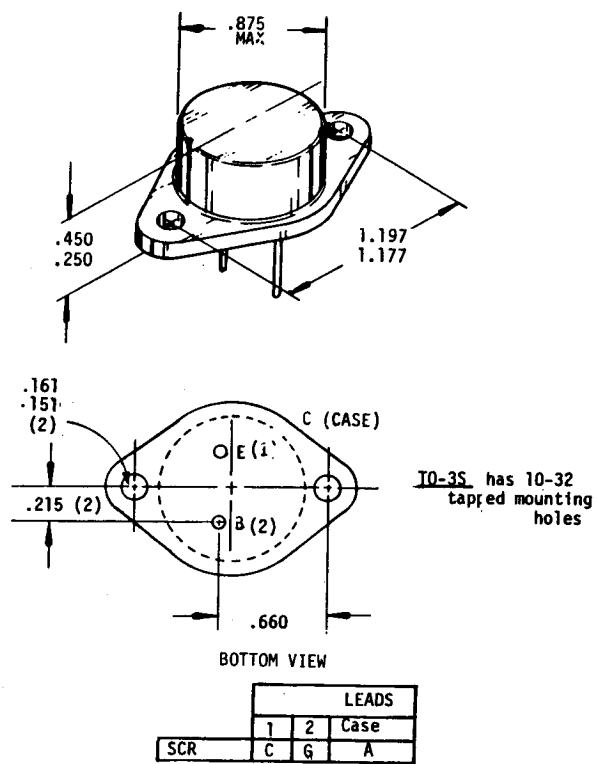


TRANSISTOR CASE DRAWINGS (CONT)

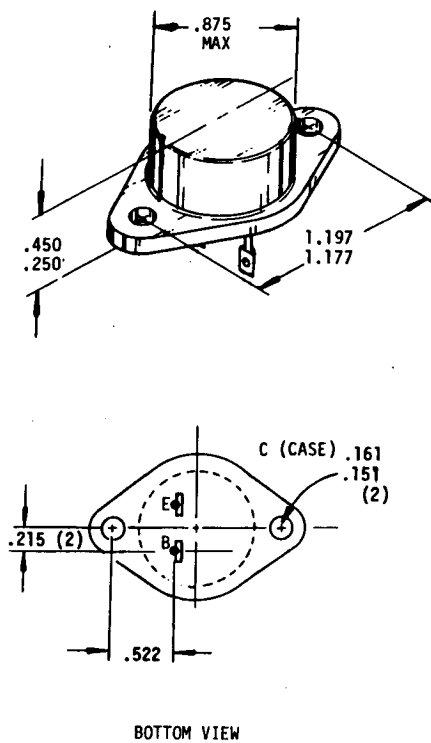
MD-34



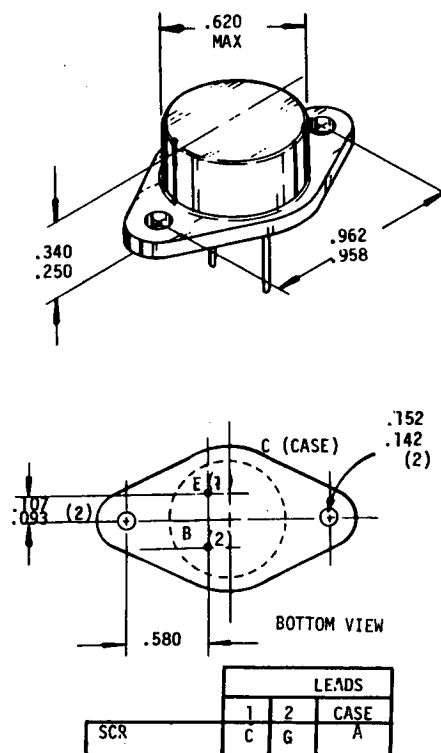
TO-3



TO-41

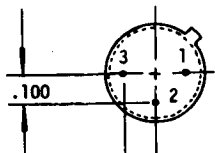
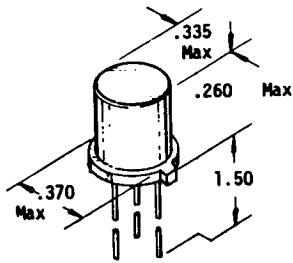


TO-66



TRANSISTOR CASE DRAWINGS (CONT)

TO-5

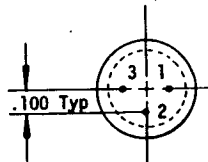
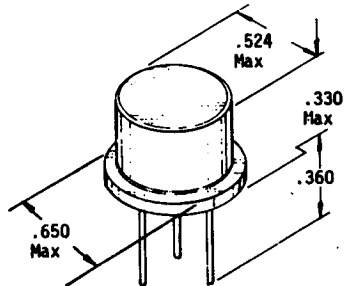


BOTTOM VIEW

	LEADS		
	1	2	3
Small Signal	E	B	C
FETS	S	D	G
SCR	C	G	A

TO-5C has 4th lead to case
TO-5M has metal Header

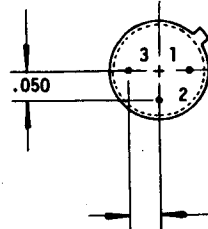
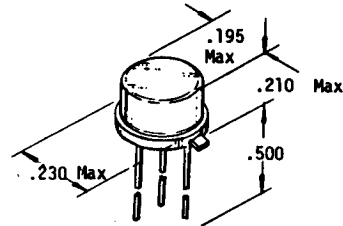
TO-8



BOTTOM VIEW

	LEADS		
	1	2	3
Small Signal	E	B	C
SCR	C	G	A

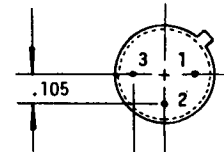
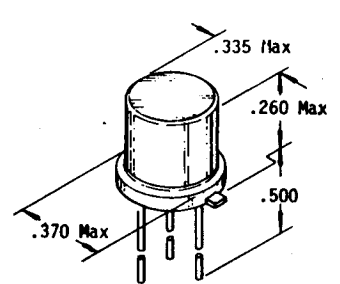
TO-18



BOTTOM VIEW

	LEADS		
	1	2	3
Small Sig & SCR	E	B	C
(A) FET	D	S	G
(B) FET	S	G	D
(C) FET	S	D	G

TO-39

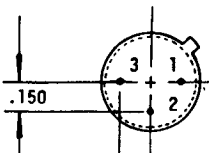
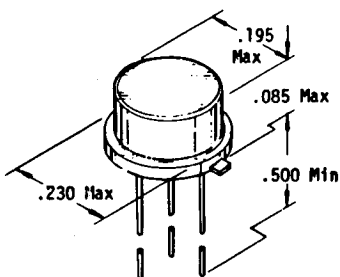


BOTTOM VIEW

	LEADS		
	1	2	3
SMALL SIGNAL	E	B	C
(A) FET	S	G	D
(B) FET	G	D	S

151-1104-00 is shorter (.185 max.)

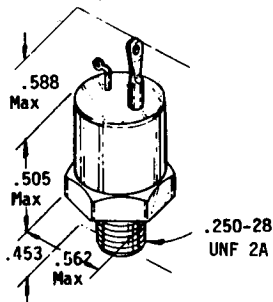
TO-46



BOTTOM VIEW

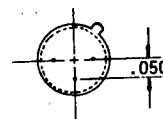
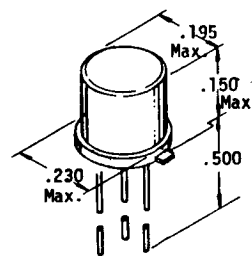
	LEADS		
	1	2	3
SMALL SIGNAL	E	B	C

TO-48



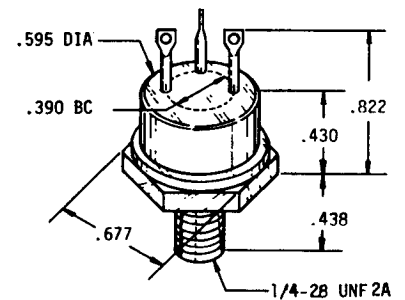
	LEADS		
	1	2	3
SCR	G	C	A

TO-52



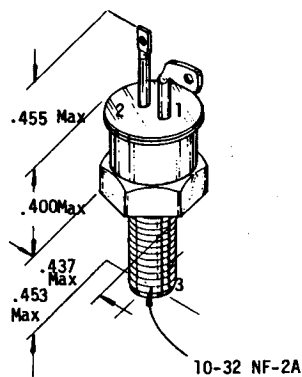
BOTTOM VIEW

TO-61



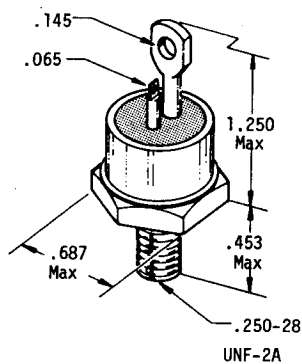
TRANSISTOR CASE DRAWINGS (CONT)

TO-64

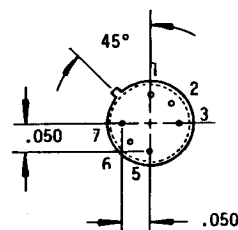
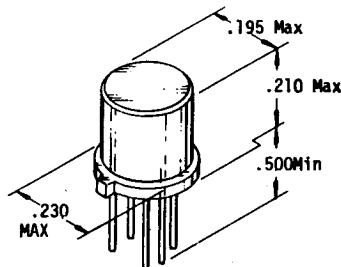


LEAD			
1	2	3	
Scr	G	A ₁	A ₂

TO-65



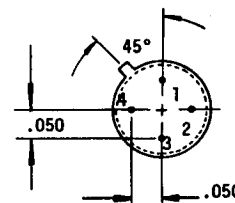
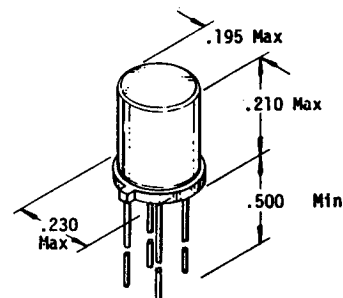
TO-71



BOTTOM VIEW

LEADS			
1-5	2-6	3-7	
FET	S	D	G

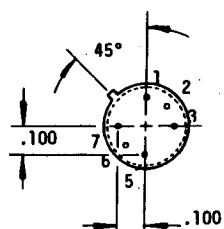
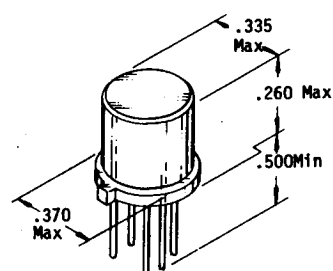
TO-72



BOTTOM VIEW

LEADS				
	1	2	3	4
(A) Small Signal	E	B	C	Case
(B) Small Signal	B	E	C	Case
(C) FET	S	D	G	Case
(D) FET	S	G	D	Case
(E) FET	D	S	G	Case
(F) FET	D	G-2	G-1	S
(G) FET	D	G	Sub	S
(H) Unijunction	E	B ₁		B ₂

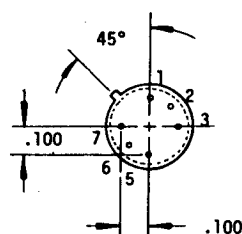
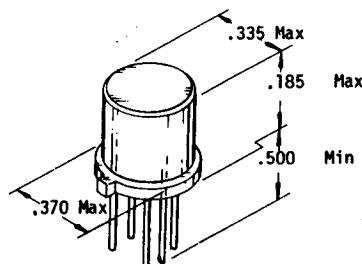
TO-77



BOTTOM VIEW

LEADS						
1	2	3	5	6	7	
C	B	E	E	B	C	

TO-78

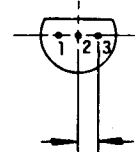
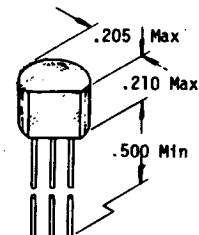


BOTTOM VIEW

LEADS							
	1	2	3	5	6	7	
(A) Small Signal	C	B	E	E	B	C	
(M) FET	S	D	G	S	D	G	
FET	S	D	G	G	D	S	
FET	G	D	S	S	D	G	

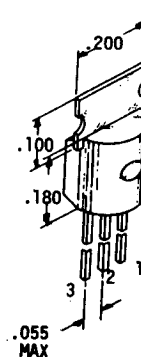
TO-92

Contour of top of pkg uncontrolled



BOTTOM VIEW

TO-92+ (TO-237)

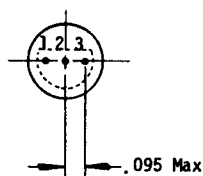
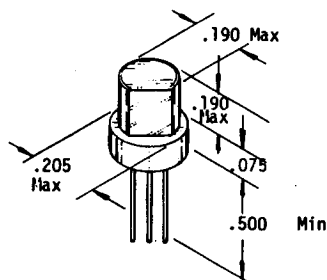


LEADS			
	1	2	3
Small Signal	E	B	C
(A) Small Signal	C	B	E
(B) Small Signal	B	E	C
FET	S	D	G
(C) FET	S	D	G
(D) FET	S	G	D
(E) FET	S	G	D
(F) FET	G	D	S
(G) FET	D	S	G
SCR	C (MT)	G	A (M2)

151-1042-00 Lead Length .250 and Leads formed into TO-18 configuration.
151-1070-00 S D G with Bent Leads.

TRANSISTOR CASE DRAWINGS (CONT)

TO-98

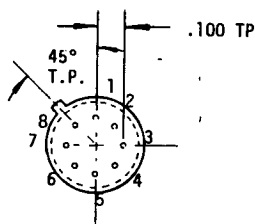
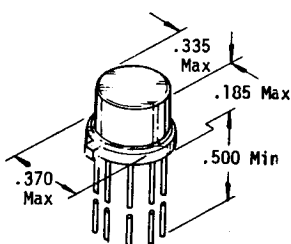


BOTTOM VIEW

LEADS			
	1	2	3
Small Signal	E	C	B
Unijunction	A	G	C

TO-98A has leads formed into TO-18 Configuration

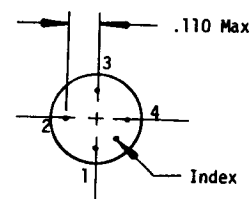
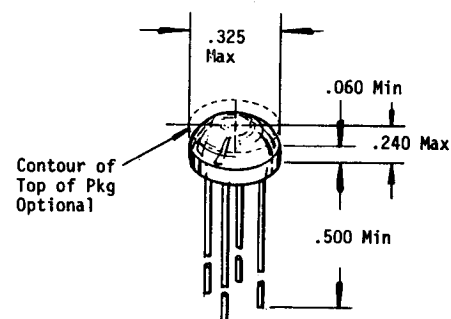
TO-99



BOTTOM VIEW

LEADS								
	1	2	3	4	5	6	7	8
A FET	S	D	G	WC	S	D	G	N/C
B FET	S	G	D	C	D	G	S	N/C
C FET	S	D	G	Sub	S	D	G	N/C

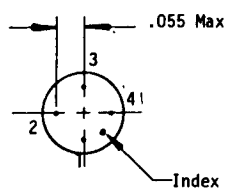
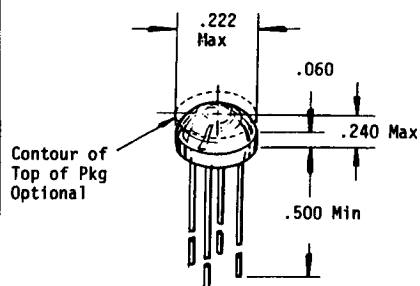
TO-105



BOTTOM VIEW

LEADS			
	1	2	3
Small Signal	E	B	C

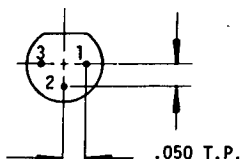
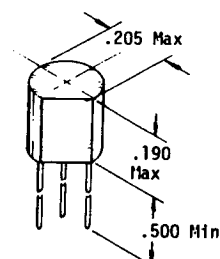
TO-106



BOTTOM VIEW

LEADS				
	1	2	3	4
Small Signal	E	B	C	-
FET	S	D	G	-

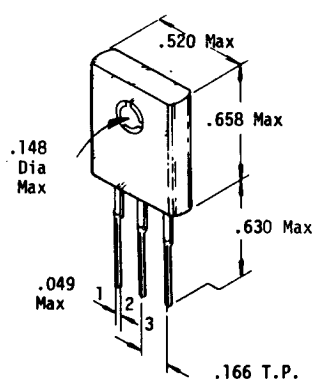
X-55



BOTTOM VIEW

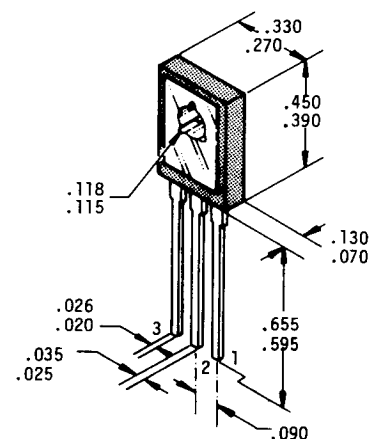
LEADS			
	1	2	3
Small Signal	E	B	C
FET	D	S	G

MU-10



LEADS			
	1	2	3
SCR	C	A	G

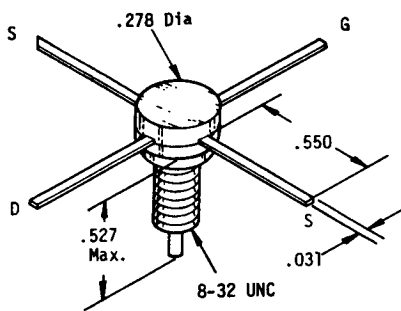
MU-47



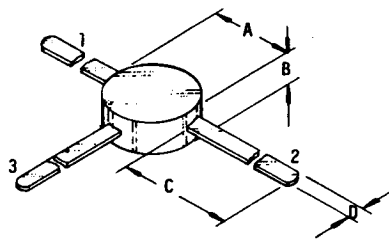
LEADS			
	1	2	3
SCR	C	A	G

TRANSISTOR CASE DRAWINGS (CONT)

TO-117

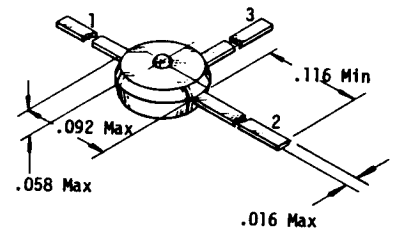


MICRO T (MICRO 23)



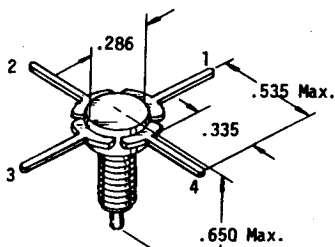
				LEADS					
	A	B	C	D	1	2	3		
Small Signal U23	.138	.078	.158	.024	B	E	C		
Small Signal U23a	.158	.078	.158	.024	B	E	C		
FET U23b	.138	.057	.181	.025	S	D	G		

MICRO T (MICRO 43)



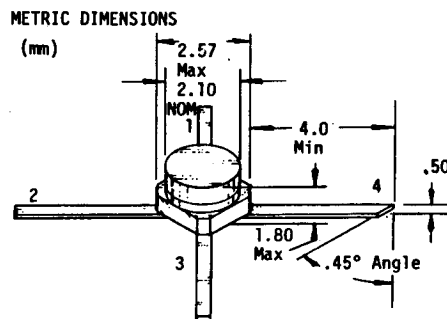
LEADS			
1	2	3	
B	C	E	

144D-04



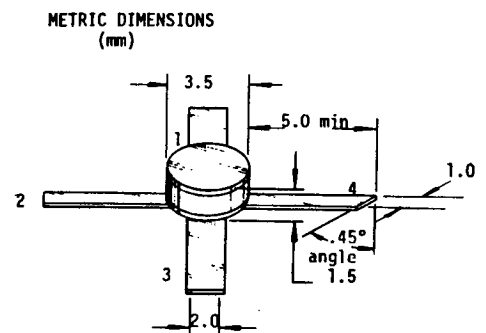
LEADS				
1	2	3	4	
E	B	E	C	

MICRO X (M100)



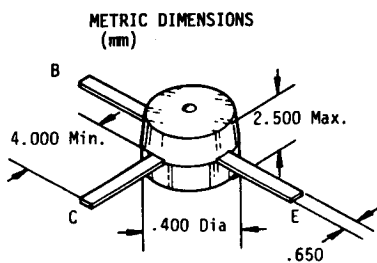
LEADS				
1	2	3	4	
E	C	E	B	

MICRO X (#320)

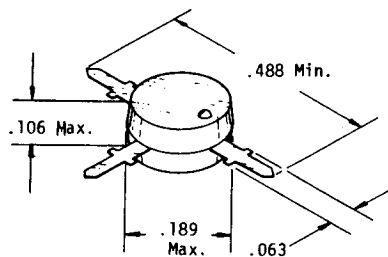


LEADS				
1	2	3	4	
E	C	E	B	

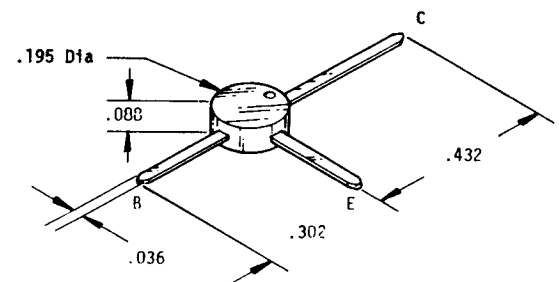
MACRO T



151-0206-00



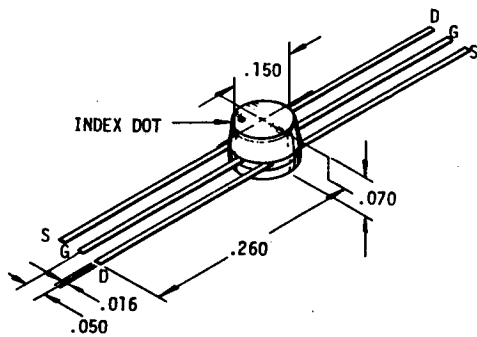
151-0475-00



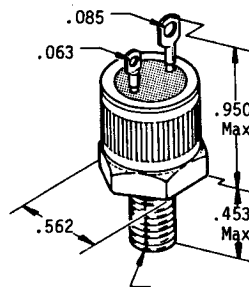
151-0752-00

TRANSISTOR CASE DRAWINGS (CONT)

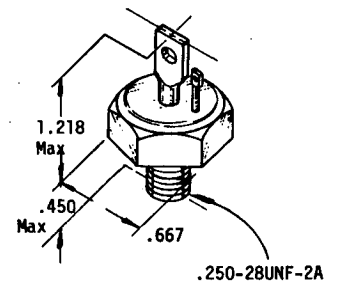
CC-6



SC-18

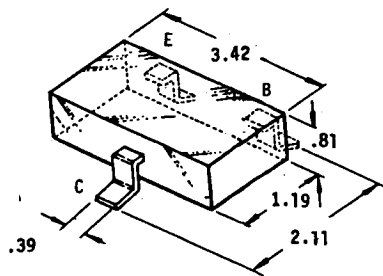


SC-82

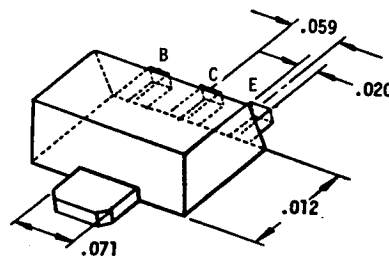


SOT-23 (TO-236)

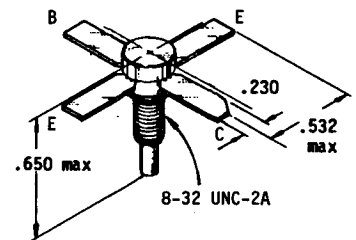
METRIC DIMENSIONS
(mm)



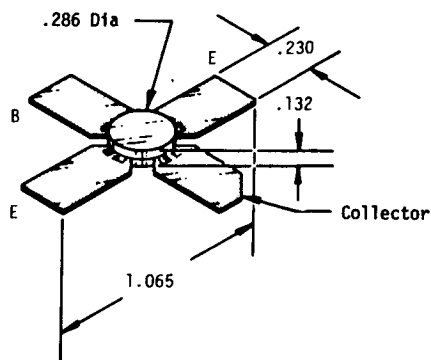
SOT-89



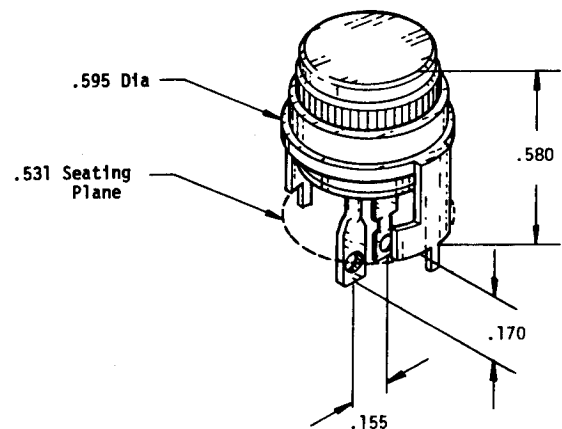
T90



W54



PRESSFIT TRIAC



TRANSISTOR CROSS REFERENCE INDEX

TEK PART NUMBER TO VENDOR NUMBER

PART NUMBER	** ND	JEDEC OR VENDOR NUMBER	TYPE (CATALOG SECTION)	INDEX CHAR.	PAGE NO.	SS ST	PART NUMBER	** ND	JEDEC OR VENDOR NUMBER	TYPE (CATALOG SECTION)	INDEX CHAR.	PAGE NO.	SS ST
151-0001-00	X	2N301	Pwr, PNP, GE		6-22	NP	151-0068-01	X	2N6361	Sig, NPN, GE			NP
151-0002-00	X	2N77	Pwr, PNP, GE		6-22	CR	151-0069-00	X	2N1304	Sig, NPN, GE		6-18	CS
151-0003-00	X	2N407	Sig, PNP, GE		6-17	NP	151-0070-00	X	2N1377	Sig, PNP, GE		6-18	NP
151-0004-00	X	2N214	Sig, NPN, GE		6-17	EN	151-0071-00	X	2N1305	Sig, PNP, GE		6-18	LR
151-0005-00	X	2N212	Sig, NPN, GE		6-17	NP	151-0072-00	X	2N1308	Sig, NPN, GE		6-18	LS
151-0006-00	X	2N307A	Pwr, PNP, GE		6-22	NP	151-0073-00	X	T1943	Sig, NPN, GE		6-18	NP
151-0007-00	X	2N270	Sig, PNP, GE		6-17	NP	151-0074-00	X	2N336	Sig, NPN, Si		6-18	DL
151-0008-00	X	2N544	Sig, PNP, GE		6-17	NP	151-0075-00	X	2N769	Sig, PNP, GE		6-18	NP
151-0009-00	X	2N3015	Pwr, PNP, GE		6-22	NP	151-0076-00	X	2N2048	Sig, PNP, GE		6-18	CS
151-0010-00	X	2N404	Sig, PNP, GE		6-17	NP	151-0077-00	X	2N797	Sig, NPN, GE		6-18	NP
151-0011-00	X	CT1200	Sig, NPN, GE		6-17	NP	151-0078-00	X	2N1997	Sig, PNP, GE		6-18	OB
151-0012-00	X	2N671	Pwr, PNP, GE		6-22	OB	151-0079-00	X	2N1429	Pwr, PNP, Si		6-22	OB
151-0013-00	X	2N1126	Pwr, PNP, GE		6-22	NP	151-0080-00	X	2N706	Sig, NPN, Si		6-18	CR
151-0014-00	X	2N307	Pwr, PNP, GE		6-22	OB	151-0081-00	X	2N1749	Sig, PNP, GE		6-18	NP
151-0015-00	X	2N1516	Sig, PNP, GE		6-17	NP	151-0082-00	X	T1495	Pwr, NPN, Si		6-22	OB
151-0016-00	X	2N585	Sig, NPN, GE		6-17	DL	151-0083-00	X	2N964	Sig, PNP, GE		6-18	LR
151-0017-00	X	2N373	Sig, PNP, GE		6-17	DL	151-0084-00	X	2N1225	Sig, PNP, GE		6-18	LS
151-0018-00	X	2N250	Pwr, PNP, GE		6-22	OB	151-0085-00	X	2N741	Sig, PNP, GE		6-18	OB
151-0019-00	X	2N591	Sig, PNP, GE		6-22	OB	151-0086-00	X	2N955	Sig, NPN, GE		6-18	NP
151-0020-00	X	2N447A	Sig, NPN, GE		6-22	NP	151-0087-00	X	2N2905	Sig, PNP, Si		6-18	CR
151-0021-00	X	2N597	Sig, PNP, GE		6-22	NP	151-0088-00	X	2N700	Sig, PNP, GE		6-18	OB
151-0021-01		2N658	PNP, GE			NP	151-0089-00	X	2N962	Sig, PNP, GE		6-18	NP
151-0022-00	X	2N599	Sig, PNP, GE		6-22	DL	151-0090-00	X	2N2218	Sig, NPN, Si		6-18	NP
151-0023-00	X	2N499	Sig, PNP, GE		6-22	DL	151-0091-00	X	2N1226	Sig, PNP, GE		6-18	OB
151-0024-00	X	2N588	Sig, PNP, GE		6-22	DL	151-0092-00	X	2N711A	Sig, PNP, GE		6-18	DL
151-0025-00	X	2N226	Sig, PNP, GE		6-22	NP	151-0093-00	X	2N2043	Sig, PNP, GE		6-18	NP
151-0026-00	X	2N1102	Sig, NPN, GE		6-22	NP	151-0094-00	X	2N835	Sig, NPN, Si		6-18	NP
151-0027-00	X	2N700	Sig, PNP, GE		6-22	LS	151-0095-00	X		Sig, NPN, Si		6-18	NP
151-0027-01	X	2N700	Sig, PNP, GE			DL	151-0096-00	N	2N1893S	Sig, NPN, Si	Line 7	6-6 & 12	CR
151-0028-00	X	2N204	Sig, NPN, GE		6-22	EN	151-0097-00	X	2N955	Sig, NPN, GE		6-18	NP
151-0029-00	X	2N478	Sig, NPN, GE		6-22	NP	151-0098-00	X	T1484	Sig, NPN, Si		6-18	OB
151-0030-00	X	2N647	Sig, NPN, GE		6-22	NP	151-0099-00	X	2N2219	Sig, NPN, Si		6-18	NP
151-0031-00	X	2N1517	Sig, PNP, GE		6-22	CS	151-0100-00	X	2N2191	Sig, PNP, GE		6-18	CS
151-0032-00	X	2N695	Sig, PNP, GE		6-22	NP	115-0101-00	X	2N2137A	Pwr, PNP, GE		6-22	NP
151-0033-00	X	2N169A	Sig, NPN, GE		6-22	OB	151-0102-00	X	SP1389	Pwr, PNP, GE		6-22	CR
151-0034-00	X	2N544	Pwr, PNP, GE		6-22	NP	151-0103-00	A	2N2219A	Sig, NPN, Si	Line 15	6-3 & 12	CR
151-0035-00	X	2N1592	Sig, NPN, Si		6-17	OB	151-0103-01	N	2N2219	Sig, NPN, Si			CR
151-0036-00	X	2N601	Sig, PNP, GE		6-17	OB	151-0103-02	N	Selected	Sig, NPN, Si			CR
151-0037-00	X	2N675	Sig, PNP, GE		6-17	NP	151-0104-00	A	2N2484	Sig, NPN, Dual	Line 5	6-10 & 14	CR
151-0038-00	X	2N636	Sig, NPN, GE		6-17	OB	151-0105-00	X	SM2335	Sig, NPN, Si		6-18	OB
151-0039-00	X	2N1381	Sig, PNP, GE		6-17	CR	151-0106-00	X	2N2375	Sig, PNP, GE		6-18	OB
151-0040-00	X	2N1302	Sig, NPN, GE		6-17	CS	151-0107-00	X	2N967	Sig, PNP, GE		6-18	LS
151-0041-00	X	2N1303	Sig, PNP, GE		6-17	LR	151-0108-00	A	2N2501	Sig, NPN, Si	Line 1	6-2 & 12	CR
151-0042-00	X	2N1378	Sig, PNP, GE		6-17	LR	151-0108-01	A	2N2501	Sig, NPN, Si			CR
151-0043-00	X	2N511	Pwr, PNP, GE		6-22	NP	151-0109-00	N	2N918	Sig, NPN, Si	Line 5	6-8 & 12	CR
151-0044-00	X	2N705	Sig, PNP, GE		6-17	CS	151-0109-01	N	2N918	Sig, PNP, GE			CS
151-0045-00	A	2N1637S	Sig, PNP, GE		6-17	OB	151-0109-02		2N918	Screened			PP
151-0045-01	X	Selected	Sig, PNP, GE			NP	151-0110-00	X	507C768H02	Pwr, NPN, Si		6-22	OB
151-0045-02	X	Selected	Sig, NPN, GE			NP	151-0111-00	X	507C768H01	Pwr, NPN, Si		6-22	OB
151-0046-00	X	2N1529	Pwr, PNP, GE		6-22	CS	151-0112-00	X	2N1489	Pwr, NPN, Si		6-22	OB
151-0046-01	X	2N1529	Pwr, PNP, GE			DL	151-0113-00	X	2N1488	Pwr, NPN, Si		6-22	OB
151-0047-00	X	2N1631	Sig, PNP, GE		6-17	OB	151-0114-00						DL
151-0048-00	X	2N1632	Sig, PNP, GE		6-17	OB	151-0115-00	X	2N1142	Sig, PNP, GE		6-18	EN
151-0049-00	X	2N636	Sig, NPN, GE		6-17	NP	151-0116-00	X	2N1384	Sig, PNP, GE		6-18	DL
151-0050-00	X	2N1478	Sig, PNP, GE		6-17	DL	151-0117-00						DL
151-0051-00	X	2N374	Sig, PNP, GE		6-17	NP	151-0118-00	X	2N2339	Pwr, NPN, Si		6-22	OB
151-0052-00	X	2N636	Sig, PNP, GE		6-17	NP	151-0119-00		2N1131	Sig, PNP, Si		6-18	NP
151-0053-00	X	2N469A	Sig, PNP, GE		6-17	OB	151-0120-00	X	2N2475	Sig, NPN, Si		6-18	NP
151-0054-00	X	2N1754	Sig, PNP, GE		6-17	LS	151-0120-01	X	2N2475	Sig, NPN, Si			NP
151-0055-00	X	2N398A	Sig, PNP, GE		6-17	OB	151-0120-02	X	2N2475	Sig, NPN, Si			DL
151-0056-00	X	T1483	Sig, NPN, Si		6-17	OB	151-0120-03		2N2475 Fmly	NPN, Si			IN
151-0057-00	X	2N1905	Pwr, PNP, GE		6-22	NP	151-0121-00	N	2N2219A	Sig, NPN, Si	Line 7	6-3 & 12	CR
151-0058-00	X	RT5204	Sig, NPN, Si		6-17	CR	151-0121-01		2N2219A	Selected			DL
151-0058-01	X	HT403	Sig, PNP, Si			DL	151-0122-00	X	S5909	Sig, PNP, Si		6-18	CS
151-0059-00	X	S3430	Sig, PNP, Si		6-17	NP	151-0123-00		2N976	Sig, PNP, GE		6-18	NP
151-0060-00	X	2N1545	Pwr, PNP, GE		6-22	NP	151-0123-01	X	2N916	Sig, PNP, GE			DL
151-0061-00	X	SS2590	Sig, PNP, GE		6-17	DL	151-0124-00	A	2N3501S	Sig, NPN, Si	Line 15	6-6 & 12	CR
151-0062-00	X	GA1392	Sig, NPN, GE		6-17	NP	151-0124-01		2N3501	NPN, Si			CR
151-0063-00	X	2N2207	Sig, PNP, GE		6-17	NP	151-0124-02	N	Selected	Sig, NPN, Si		8-2	CR
151-0063-01	X	2N2654	Sig, PNP, GE			NP	151-0124-03	X	2N3501	Sig, NPN, Si			OT
151-0064-00	X	2N650	Sig, PNP, GE		6-18	NP	151-0124-04	X	Selected	Sig, NPN, Si			DL
151-0065-00	X	2N1991	Sig, PNP, Si		6-18	OB	151-0124-05		2N3501	NPN, Si			TC
151-0066-00	X	2N1700	Pwr, NPN, Si		6-22	NP	151-0125-00	X	2N1701	Sig, NPN, Si		6-22	CS
151-0067-00	X	2N1143	Sig, PNP, GE		6-18	NP	151-0126-00	A	2N2484	Sig, NPN, Si	Line 5	6-4 & 12	CR
151-0068-00	X	2N636	Sig, NPN, GE		6-18	NP	151-0126-01	N	Selected	Sig, NPN, Si		8-2	CR

TRANSISTOR CROSS REFERENCE INDEX (CONT)

TEK PART NUMBER TO VENDOR NUMBER

PART NUMBER	** ND	JEDEC OR VENDOR NUMBER	TYPE (CATALOG SECTION)	INDEX CHAR.	PAGE NO.	§§ ST	PART NUMBER	** ND	JEDEC OR VENDOR NUMBER	TYPE (CATALOG SECTION)	INDEX CHAR.	PAGE NO.	§§ ST
151-0127-00	A	2N2369	Sig, NPN, Si	Line 9	6-2 & 13	CR	151-0175-00	X	2N3662	Sig, NPN, Si	Line 6	6-19	CS
151-0127-01		2N2369 Fmly	NPN, Si			DL	151-0176-00	A	2N2222A	Sig, NPN, Si		6-10 & 14	CR
151-0127-02		2N2369 Fmly	NPN, Si			TC	151-0177-00	X	2N916	Sig, NPN, Si		6-19	OB
151-0127-03		BSX20	NPN, Si			TC	151-0178-00	A	2N3308	Sig, PNP, Dual	Line 14	6-10 & 16	CR
151-0127-04	N	Selected	Sig, NPN, Si		8-2	CR	151-0179-00	X	2N3877A	Sig, NPN, Si		6-19	NP
151-0127-05		2N2369 Fmly	NPN, Si			TC	151-0179-01	X	40251	Sig, NPN, Si		6-19	DL
151-0128-00	X	2N2140	Pwr, PNP, GE		6-22	OB	151-0180-00	X	40235	Sig, NPN, Si		6-19	NP
151-0129-00	X	2N2207	Sig, PNP, GE		6-18	DL	151-0181-00	X	40242	Sig, NPN, Si		6-19	LS
151-0130-00	X	2N1195	Sig, PNP, GE		6-18	DL	151-0182-00	X	2N1307	Sig, PNP, GE		6-19	CS
151-0131-00	X	2N964	Sig, PNP, GE		6-18	LR	151-0183-00	N	2N2192	Sig, NPN, Si	Line 1	6-3 & 12	CR
151-0131-01	X	Selected	Sig, PNP, GE			DL	151-0183-01	X	Selected	Sig, NPN, Si			CS
151-0132-00	X	2N2156	Pwr, PNP, GE		6-22	CS	151-0184-00	X	SM7744	Sig, NPN, Si		6-19	CS
151-0133-00	A	2N3251	Sig, PNP, Si	Line 38	6-3 & 15	CR	151-0185-00	X	2N2929	Sig, PNP, GE		6-19	DL
151-0133-01	X	2N3251	Sig, PNP, Si			NP	151-0186-00		ST64	NPN, Si			IN
151-0133-02		2N3251	Sig, PNP, Si			DL	151-0187-00	X	2N2207	Sig, PNP, GE		6-19	DL
151-0133-03	N	2N3251	Sig, PNP, Si	Line 32	6-3 & 15	CR	151-0188-00	A	2N3906	Sig, PNP, Si	Line 34	6-3 & 15	CR
151-0134-00	A	2N2905A	Sig, PNP, Si			CR	151-0188-01	N	2N3906	Sig, PNP, Si			CR
151-0134-01	X	2N2905A	Sig, PNP, Si			DL	151-0188-02	X	Selected	Sig, PNP, Si			NP
151-0134-02	X	Selected	Sig, PNP, Si			DL	151-0188-03	N	Selected	Sig, PNP, Si		8-3	CR
151-0135-00	X	2N2635	Sig, PNP, GE		6-18	NP	151-0188-04		2N3906	PNP, Si			IN
151-0136-00	A	2N3053	Sig, NPN, Si	Line 4	6-3 & 12	CR	151-0188-05		2N3906	Sig, PNP, Si	Line 35	6-3 & 15	PP
151-0136-01	X	2N3053	Sig, NPN, Si			OB	151-0189-00	X	U15551	Sig			
151-0136-02	X	2N3053	Sig, NPN, Si			NP	151-0190-00	A	2N3904	Sig, NPN, Si	Line 12	6-3 & 12	CR
151-0136-03	N	Selected	Sig, NPN, Si	Line 5	6-3 & 12	CR	151-0190-01	N	2N3904	Sig, NPN, Si			CR
151-0137-00	X	2N2148	Pwr, PNP, GE		6-22	CR	151-0190-02	N	2N3904	Sig, NPN, Si			CR
151-0138-00	N	2N2857	Sig, NPN, Si	Line 2	6-5 & 13	CS	151-0190-03	N	2N3904	Sig, NPN, Si			NP
151-0139-00	A	2N918	Sig, NPN, Dual	Line 8	6-10 & 14	CR	151-0190-04	N	TE3904	Sig, NPN, Si			PP
151-0139-01	N	D/2N918	Sig, NPN, Dual			CR	151-0190-05	N	Selected	Sig, NPN, Si		8-3	CR
151-0140-00	A	2N3055	Pwr, NPN, Si	15.	6-21	CR	151-0190-06	N	2N3904	Sig, NPN, Si			CR
151-0140-01	X	Selected	Pwr, NPN, Si			NP	151-0190-07	N	Selected	Sig, NPN, Si			CR
151-0140-02	X	Selected	Pwr, NPN, Si			DL	151-0190-08	N	Selected	Sig, NPN, Si			CR
151-0140-03	N	2N3055	Pwr, NPN, Si			CR	151-0190-09	N	2N3904	Sig, NPN, Si	Line 13	6-3 & 12	PP
151-0141-00	X	40251	Pwr, NPN, Si		6-22	CR	151-0191-00		2S301	NPN			IN
151-0141-01	X	40251	Pwr, NPN, Si			CR	151-0192-00	A	MPS6521	Sig, NPN, Si	Line 11	6-4 & 12	CR
151-0142-00	N	2N4260	Sig, PNP, Si	Line 15	6-7 & 15	CR	151-0192-01	X	Selected	Sig, NPN, Si			NP
151-0143-00	X	2N2996	Sig, PNP, GE		6-18	DL	151-0192-02	N	TPS6521	Sig, NPN, Si			OB
151-0144-00	X	2N1743	Sig, PNP, GE		6-18	OB	151-0192-03	N	Selected	Sig, NPN, Si		8-3	CR
151-0145-00	X	2N1744	Sig, PNP, GE		6-18	OB	151-0193-00	A	2N3960	Sig, NPN, Si	Line 17	6-5 & 13	CR
151-0146-00	X	2N1745	Sig, PNP, GE		6-18	CS	151-0194-00	X	2N3959	Sig, NPN, Si		6-19	DL
151-0147-00	X	2N1747	Sig, PNP, GE		6-18	OB	151-0195-00	A	MPS6515	Sig, NPN, Si	Line 10	6-4 & 12	CR
151-0148-00	N	40250	Pwr, NPN, Si	4.	6-20	CR	151-0195-01	N	MPS6515	Sig, NPN, Si			CR
151-0148-01	X	Selected	Pwr, NPN, Si			NP	151-0196-00	X	2N3440	Pwr, NPN		6-22	CR
151-0148-02	N	Selected	Pwr, NPN, Si			CR	151-0197-00	X	MPS3640	Sig, PNP, Si		6-19	DL
151-0149-00	N	2N3441	Pwr, NPN, Si	3.	6-20	CR	151-0198-00	A	MPS918	Sig, NPN, Si	Line 6	6-8 & 12	CR
151-0149-01	N	2N3441	Pwr, NPN, Sel			CR	151-0198-01	N	MPS918	Sig, NPN, Si			CR
151-0150-00	A	2N3440	Sig, NPN, Si	Line 2	6-6 & 12	CR	151-0198-02	N	Selected	Sig, NPN, Si		8-4	CR
151-0150-01	N	2N3440	Sig, NPN, Si			CS	151-0198-03	N	Ckd & Mtchd	Sig, NPN, Si		8-20	CR
151-0150-02	X	Selected	Sig, NPN, Si			DL	151-0198-04		MPS918	Sig, NPN, Si	Line 7	6-8 & 12	PP
151-0150-03	N	Selected	Sig, NPN, Si			CR	151-0199-00	A	2N3640	Sig, PNP, Si	Line 10	6-2 & 15	CR
115-0151-00	A	2N929	Sig, NPN, Si		6-18	NP	151-0199-01	X	MPS3640	Sig, PNP, Si			NP
151-0152-00	X					NP	151-0199-02	N	Selected	Sig, PNP, Si		8-4	CR
151-0153-00	X	2N2923	Sig, NPN, Si		6-18	CS	151-0199-03	N	2N3640	Sig, PNP, Si			NP
151-0154-00	X	2N2924	Sig, NPN, Si		6-18	CS	151-0199-04	N	MPS3640	Sig, PNP, Si			CR
151-0155-00	X	2N2925	Sig, NPN, Si		6-18	CR	151-0199-05	N	MPS3640	Sig, PNP, Si	Line 11	6-2 & 15	PP
151-0156-00						DL	151-0200-00	A	2N3499S	Sig, NPN, Si	3.	6-12 & 20	CR
151-0157-00	X	40232	Sig, NPN, Si		6-18	CS	151-0201-00	N	2N3739	Pwr, NPN, Si	3.	6-20	CR
151-0158-00	X	DTG2400	Pwr, PNP, GE		6-22	CS	151-0202-00	N	2N4261	Sig, PNP, Si	Line 20	6-7 & 15	CR
151-0159-00	N	2N3605	Sig, NPN, Si		6-18	NP	151-0203-00		U2970/2	PNP, Si			DL
151-0160-00	N	2N3137	Sig, NPN, Si		6-18	NP	151-0204-00		V405	PNP, Si			IN
151-0161-00	A	2N3284	Sig, PNP, GE		6-18	CS	151-0205-00	N	2N3959	Sig, NPN, Si	Line 16	6-5 & 13	OB
151-0162-00	X	2N3324	Sig, PNP, GE		6-18	LS	151-0206-00	A	2SC288C	Sig, NPN, Si	Line 4	6-5 & 13	CR
151-0163-00	A	2N1899	Pwr, NPN, Si		6-22	NP	151-0207-00	A	GET3451	Sig, NPN, Si	Line 9	6-4 & 12	CR
151-0164-00	A	A572907	Sig, PNP, Si	Line 29	6-3 & 15	CR	151-0208-00	A	2N4036S	Sig, PNP, Si	Line 24	6-3 & 15	CR
151-0164-01	X	A572907	Sig, PNP, Si	Line 30	6-3 & 15	PP	151-0208-01	X	Checked	Sig, PNP, Si			NP
151-0165-00	X	2N3614	Pwr, PNP, GE		6-22	CR	151-0208-02	A	2N4036S	Sig, PNP, Si	Line 23	6-3 & 15	CR
151-0166-00	X	2N2923	Sig, NPN, Si		6-18	CS	151-0208-03	X	Selected	Sig, PNP, Si			DL
151-0167-00	N	2N4260	Sig, PNP, Si	Line 16	6-7 & 15	CS	151-0208-04	N	Selected	Sig, PNP, Si			CR
151-0168-00	X	40264	Pwr, NPN, Si		6-22	NP	151-0209-00	N	2N3442	Pwr, NPN, Si	10.	6-21	CR
151-0169-00	A	2N3439	Sig, NPN, Si	Line 3	6-6 & 12	CR	151-0210-00	N	2N3584	Pwr, NPN, Si	2.	6-20	CR
151-0169-01	N	Selected	Sig, NPN, Si			CR	151-0211-00	A	2N3866	Sig, NPN, Si	Line 1	6-8 & 12	CR
151-0170-00	X	2N2147	Pwr, PNP, GE		6-22	OB	151-0211-01	N	2N3866	Sig, NPN, Si	Line 4		LR
151-0171-00	X	C444	Sig, NPN, Si		6-18	NP	151-0211-02	N	Selected	Sig, NPN, Si		8-5	CR
151-0172-00	X	OC36	PNP, GE			IN	151-0212-00	A	2N6304	Sig, NPN, Si	Line 13	6-5 & 13	CR
151-0173-00	X	2N3478	Sig, NPN, Si		6-19	CS	151-0212-01		2N3572	NPN, Si			NP
151-0174-00	X	2N3403	Sig, NPN, Si		6-19	CR	151-0212-02		BFY90	NPN, Si			DL

TRANSISTOR CROSS REFERENCE INDEX (CONT)

TEK PART NUMBER TO VENDOR NUMBER

PART NUMBER	** ND	JEDEC OR VENDOR NUMBER	TYPE (CATALOG SECTION)	INDEX CHAR.	PAGE NO.	SS ST	PART NUMBER	* ND	JEDEC OR VENDOR NUMBER	TYPE (CATALOG SECTION)	INDEX CHAR.	PAGE NO.	SS ST
151-0213-00	X	2N4251	Sig, NPN, Si		6-19	NP	151-0251-00	A	2N4240	Pwr, NPN, Si	2.	6-20	CR
151-0213-01	X	NE64310D	Sig, NPN, Si			CR	151-0252-00		FPT100A	Phototransistor		14-2	CR
151-0214-00	N	2N3495	Sig, PNP, Si	Line 27	6-6 & 15	CR	151-0253-00	X	2N5308	Sig, NPN, Si		6-19	CR
151-0215-00	X	2N4080			6-19	DL	151-0253-01	N	Selected	Sig, NPN, Si			CR
151-0216-00	A	MPS6523	Sig, PNP, Si	Line 15	6-4 & 15	CR	151-0254-00	A	2N5308	Sig, NPN, Si	Line 3	6-9 & 12	CR
151-0216-01	X	Checked	Sig, PNP, Si			NP	151-0254-01		2N5308	NPN, Si			NP
151-0216-02	N	Selected	Sig, PNP, Si		8-5	CR	151-0254-02	N	2N5308	Sig, NPN, Si			PP
151-0216-03		2SA1090-GR	PNP, Si			SC	151-0254-03		2N5308	Sig, NPN, Si	Line 4	6-9 & 12	PP
151-0216-04		MPS6523	Sig, PNP, Si	Line 19	6-4 & 15	PP	151-0255-00	X	MPS6516	PNP, Si			OB
151-0217-00	N	40250	Pwr, NPN, Si	4.	6-20	CR	151-0256-00	A	DTS411	Pwr, NPN, Si	3.5	6-20	CR
151-0218-00	N	2N4348	Pwr, NPN, Si	10.	6-21	CS	151-0256-01	N	Selected	Pwr, NPN, Si			CS
151-0219-00	A	2N4250	Sig, PNP, Si	Line 15	6-4 & 15	CR	151-0257-00		2N1990U	NPN, Si			TC
151-0220-00	N	2N3906	Sig, PNP, Si	Line 41	6-3 & 15	CR	151-0257-01		BF305	NPN, Si			TC
151-0220-01	X	Checked	Sig, PNP, Si			DL	151-0257-03		FRB749	NPN, Si			TC
151-0220-02	N	Selected	Sig, PNP, Si				151-0258-00	A	2N4905	Pwr, PNP, Si	15.	6-21	CR
151-0220-03	A	2N3906	Sig, PNP, Si	Line 40	6-3 & 15	CR	151-0259-00	N	2N3563	Sig, NPN, Si	Line 20	6-8 & 13	CR
151-0220-04	N	Selected	Sig, PNP, Si		8-5	CR	151-0260-00	A	2N3724A	Sig, NPN, Si	Line 18	6-3 & 12	CR
151-0220-05	N	Selected	Sig, PNP, Si		8-5	CR	151-0260-01	X	Checked	Sig, NPN, Si			NP
151-0221-00	A	PN4258	Sig, PNP, Si	Line 15	6-2 & 15	CR	151-0260-02	N	2N5859	Sig, NPN, Si			CR
151-0221-01	X	Checked	Sig, PNP, Si			NP	151-0261-00	A	2N3808	Sig, PNP, Dual	Line 15	6-10 & 16	CR
151-0221-02	N	PN4258	Sig, PNP, Si			CR	151-0261-01	A	2N3808	Sig, PNP, Dual	Line 16	6-10 & 16	CR
151-0221-03		2N4258	PNP, Si			IN	151-0262-00	A	2N5294	Pwr, NPN, Si	4.	6-20	CR
151-0221-04	X	PN4258	Sig, PNP, Si			DL	151-0263-00		U14064	NPN, Si			OB
151-0221-05	N	Selected	Sig, PNP, Si		8-5	CR	151-0264-00			Pair			NP
151-0221-06	N	Selected	Sig, PNP, Si		8-5	CR	151-0264-01			Pair			CS
151-0221-07		Ckd & Mtchd	PNP, Si		8-20	MP	151-0265-00		KEM103	FET, N-Chan, Si			CS
151-0221-08		2N4258	Sig, PNP, Si	Line 16	6-2 & 15	PP	151-0266-00	N	2N3902	Pwr, NPN, Si	3.5	6-20	CR
151-0222-00	X	2N4251	Sig, NPN, Si		6-19	NP	151-0267-00	A	2N2857	Sig, NPN, Dual	Line 10	6-10 & 14	CR
151-0223-00	A	2N5769	Sig, NPN, Si	Line 2	6-2 & 12	NP	151-0268-00	A	A485	Sig, NPN, Dual	Line 11	6-10 & 14	CR
151-0223-01	X	Checked	Sig, NPN, Si			NP	151-0269-00	A	FMT1061	Sig, NPN	Line 5	6-5 & 13	CR
151-0223-02	X	2N5769	Sig, NPN, Si			OB	151-0269-01	N	Selected	Sig, NPN, Si			CR
151-0223-03	N	Selected	Sig, NPN, Si		8-6	CR	151-0270-00	A	2N3495	Sig, PNP, Si	Line 28	6-6 & 15	CR
151-0223-04	N	Selected	Sig, NPN, Si			CR	151-0270-01						CS
151-0223-05		2N4275	NPN, Si			MP	151-0270-02	X	S032714	PNP, Si, Sel		8-7	DL
151-0224-00	N	2N3904	Sig, NON, Si	Line 14	6-3 & 12	CR	151-0270-03	N	Selected	Sig, PNP, Si			CR
151-0224-01	N	2N3692	Sig, NPN, Si			LS	151-0271-00	A	A5T4261	Sig, PNP, Si	Line 18	6-7 & 15	CR
151-0224-02	N	Selected	Sig, NPN, Si		8-7	CR	151-0271-01	N	2N4261	Sig, PNP, Sel			NP
151-0225-00	A	2N3563	Sig, NPN, Si	Line 4	6-8 & 13	CR	151-0271-02	X	2N4261	Sig, PNP, Sel			DL
151-0225-01	X	2N3563	Sig, NPN, Si			DL	151-0271-03	N	Selected	Sig, NPN, Si			CR
151-0225-02	X	2N3563	Sig, NPN, Si			DL	151-0272-00	A	2N4261	Sig, PNP, Dual	Line 20	6-10 & 16	CR
151-0225-03	N	2N3563	Sig, NPN, Sel			CR	151-0273-00	A	2N5249	Sig, PNP, Si	Line 6	6-4 & 12	CR
151-0225-04	N	Mtchd Pair	Sig, NPN, Si			CR	151-0274-00	A	2N3501S	Sig, NPN, Si	Line 16	6-6 & 12	CR
151-0226-00	A	2N3767	Pwr, NPN, Si	4.	6-20	CR	151-0274-01	N	Selected	Sig, NPN, Si		8-8	CR
151-0227-00	A	2N3741	Pwr, PNP, Si	4.	6-20	CR	151-0275-00	A	2N3771	Pwr, NPN, Si	30.	6-21	CR
151-0228-00	A	MPSA93	Sig, PNP, Si	Line 19	6-6 & 15	CR	151-0276-00	A	2N5087	Sig, NPN, Si	Line 13	6-4 & 15	CR
151-0228-01		S21862	Selected			DL	151-0276-01		2N5087	Sig, PNP, Si	Line 14	6-4 & 15	PP
151-0229-00	X	2S028	Pwr, PNP			NP	151-0277-00	X	2N3933	Sig, NPN, Si		6-19	CS
151-0230-00	A	2SC1260	Sig, NPN, Si	Line 7	6-5 & 13	CR	151-0278-00		T116A	PNP, Si			NP
151-0231-00	X	2SC756	Sig, NPN, Si		6-19	CS	151-0279-00	A	SE7056	Sig, NPN, Si	Line 9	6-6 & 12	CR
151-0231-01		2SC756	NPN, Si, Sel			NP	151-0279-01	N	SE7056	Sig, NPN, Si			CR
151-0232-00	A	2N2484	Sig, NPN, Dual	Line 4	6-10 & 14	CR	151-0279-02	N	Selected	Sig, NPN, Si		8-8	CR
151-0232-01	X	2N2919	Sig, NPN, Dual			DL	151-0279-03	N	Selected	Sig, NPN, Si		8-8	CR
151-0232-02	N	2N2919	Sig, NPN, Si			CR	151-0279-04	N	Selected	Sig, NPN, Si			CR
151-0232-03	N	2N2918	Sig, NPN, Si			CR	151-0280-00	A	2N4931	Sig, PNP, Si	Line 20	6-6 & 15	CR
151-0232-04		ITS1276	NPN, Si, Dual			SC	151-0280-01	N	Selected	Sig, PNP, Si			CR
151-0233-00		2SC805	NPN, Si, Dual			SC	151-0281-00	A	2N5305	Sig, NPN, Si	Line 5	6-9 & 12	CR
151-0234-00	X	2SC805	Sig, NPN, Si			CS	151-0281-01	N	2N5305	Sig, NPN, Si			CR
151-0235-00	A	2N4890	Sig, PNP, Si	Line 25	6-3 & 15	CR	151-0282-00	A	2N5179	Sig, NPN, Si	Line 16	6-8 & 13	CR
151-0236-00	A	IT120	Sig, NPN, Dual	Line 1	6-10 & 14	CR	151-0283-00	N	2N918	Sig, NPN, Si	Line 10	6-8 & 13	CR
151-0237-00	X	SDA1060	Sig, PNP, Si		6-19	DL	151-0284-00	X	2N1637	PNP, GE		6-19	CS
151-0238-00	X	2N1302	Sig, NPN, GE		6-19	CS	151-0285-00	A	2N5160	Sig, PNP, Si	Line 21	6-8 & 15	CR
151-0239-00	N	2N4111	Pwr, NPN, Si	5.	6-20	CR	151-0285-01	N	Selected	Sig, PNP		8-8	CR
151-0240-00	N	2N4063	NPN, Si			NP	151-0285-02	N	Selected	Sig, PNP, Si			PP
151-0240-01	N	2N4063	NPN, Si			CR	151-0286-00	A	2SC515A	Pwr, NPN, Si		6-22	LR
151-0241-00	A	2N3585	Pwr, NPN, Si	1.	6-20	CR	151-0287-00	X	2N4854	NPN, Si			NP
151-0242-00		MPS834	NPN, Si			TC	151-0288-00	A	A210	Sig, NPN, Si	Line 12	6-5 & 13	CR
151-0243-00		T119	PNP, GE			OB	151-0289-00	A	2N3251	Sig, PNP, Si	Line 37	6-3 & 15	CR
151-0244-00		2N3702	PNP, Si			TC	151-0290-00	A	2N4895	Sig, NPN, Si	Line 3	6-3 & 12	CR
151-0245-00		2N1564T	NPN, Si			CS	151-0291-00	A	2N3773	Pwr, NPN, Si	16.	6-21	CR
151-0246-00		BS495A	NPN, Si			OB	151-0292-00	A	A5T5058	Sig, NPN, Si	Line 5	6-6 & 12	CR
151-0247-00		T126	PNP, GE			TC	151-0292-01	N	Selected	Sig, NPN, Si			NP
151-0248-00		T118	PNP, GE			OB	151-0292-02		A5T5058	Checked			DL
151-0249-00	X	CS29015	NPN, Si		6-19	NP	151-0293-00	N	MMT3960A	Sig, NPN, Si	Line 25	6-5 & 13	CR
151-0250-00	A	MPS5551	Sig, NPN, Si	Line 11	6-6 & 12	CR	151-0293-01	N	Selected	Sig, NPN		8-8	CR
151-0251-01	N	Selected	Sig, NPN, Si			CR	151-0294-00	N	2N4261	Sig, PNP, Si	Line 17	6-7 & 15	CR

TRANSISTOR CROSS REFERENCE INDEX (CONT)

TEK PART NUMBER TO VENDOR NUMBER

PART NUMBER	** ND	JEDEC OR VENDOR NUMBER	TYPE (CATALOG SECTION)	INDEX CHAR.	PAGE NO.	SS ST	PART NUMBER	** ND	JEDEC OR VENDOR NUMBER	TYPE (CATALOG SECTION)	INDEX CHAR.	PAGE NO.	SS ST
151-0294-01	N	Selected	Sig, PNP, Si		8-9	CR	151-0341-00	A	2N3565	Sig, NPN, Si	Line 1	6-4 & 12	CR
151-0295-00	A	V327	Sig, NPN, Si	Line 6	6-7 & 13	CS	151-0342-00	A	2N5086	Sig, PNP, Si	Line 12	7-4 & 15	CR
151-0296-00	A	MM4049	Sig, PNP, Si	Line 22	6-7 & 15	CR	151-0342-01	N	Selected	Sig, PNP, Si		8-10	CR
151-0297-00	A	SE7057	Sig, NPN, Si	Line 6	6-6 & 12	CR	151-0343-00		BF259	NPN, Si			CR
151-0297-01	A	Selected	Sig, NPN, Si				151-0344-00	X	SMCM321	Sig, NPN, Si		6-19	LR
151-0298-00	N	2N5841	Sig, NPN, Si	Line 4	6-7 & 13	CR	151-0344-01			NPN, Si			DL
151-0299-00	X	2N5956	PNP, Si		6-22	OB	151-0344-02	X	Selected	Sig, NPN, Si			CR
151-0300-00	N	A485	Sig, NPN, Si	Line 14	6-5 & 13	CS	151-0344-03	X	SMCM321	Sig, NPN, Si			MP
151-0301-00	A	2N2907A	Sig, PNP, Si	Line 31	6-3 & 15	CR	151-0345-00	X	SMT1501	PNP, Si		6-19	NP
151-0301-01	N	Selected	Sig, PNP, Si		8-9	CR	151-0346-00		MJ12002	Pwr, NPN, Si	2.5	6-20	CR
151-0301-02	N	Selected	Sig, PNP, Si			CR	151-0346-01	N	Selected	Pwr, NPN, Si			CR
151-0302-00	N	2N2222A	Sig, NPN, Si	Line 16	6-3 & 12	CR	151-0347-00	A	2N5551	Sig, NPN, Si	Line 12	6-6 & 12	CR
151-0302-01	N	Selected	Sig, NPN, Si		8-9	CR	151-0347-01	N	Selected	Sig, NPN, Si	Line 13	8-10	CR
151-0302-02		2N2222A	NPN, Si			IN	151-0347-02		2N5551	Sig, NPN, Si		6-6 & 12	PP
151-0302-03		ST899				PP	151-0348-00	A	S2002	Sig, NPN, Si		6-19	DL
151-0303-00	X	2BFW030	FET, N-Chan			CS	151-0349-00	A	MJE2801	Pwr, NPN, Si	10.	6-20	CR
151-0304-00	X	2SC318A	NPN, Si			CS	151-0349-01	X	MJE2801	Pwr, NPN, Si			DL
151-0304-01	N	Checked	Sig, NPN, Si			CS	151-0349-02	A	Checked	Pwr, NPN, Si			CR
151-0305-00	X	2SA527	PNP, Si			NP	151-0349-03	X	MJE2801	Pwr, NPN, Si			DL
151-0306-00		2SA756	PNP, Si			SC	151-0349-04	N	Selected	Pwr, NPN, Si			CR
151-0307-00	A	2N2907	Sig, PNP, Si	Line 18	6-10 & 16	CR	151-0349-05	N	Selected	Pwr, NPN, Si		8-11	CR
151-0308-00	A	2N2484	Sig, NPN, Dual	Line 3	6-10 & 14	CR	151-0350-00	A	2N5401	Sig, PNP, Si	Line 25	6-6 & 15	CR
151-0309-00	A	2N2222 - 1223	Sig, NPN, Dual	Line 7	6-10 & 14	CR	151-0350-01	N	Selected	Sig, PNP, Si		8-11	CR
151-0309-01	N	Selected	Sig, NPN, Si			CR	151-0350-02	N	Selected	Sig, PNP, Si			CR
151-0310-00		2N2218	NPN, Si			TC	151-0350-03		2N5401	Sig, PNP, Si	Line 26	6-6 & 15	PP
151-0310-01		E1530LL	NPN, Si			TC	151-0351-00	X	KDC5521	NPN, Si		6-19	DL
151-0310-02	X		Sig, NPN		6-19	DL	151-0352-00	N	D44C6	Pwr, NPN, Si	4.	6-20	CR
151-0311-00	X	MJE340	Pwr, NPN, Si		6-22	TC	151-0352-01	A	Selected	Pwr, NPN, Si			CR
151-0311-01	X	MJE340	Pwr, NPN, Si	.5	6-20	CR	151-0353-00	A	IT121	Sig, NPN, Dual	Line 2	6-10 & 14	CR
151-0311-02	N	Selected	Pwr, NPN, Si			CR	151-0354-00	A	IT51200	Sig, PNP, Dual	Line 17	6-10 & 16	CR
151-0312-00		2N4898	Pwr, PNP, Si		6-22	DL	151-0354-01	N	Selected	Sig, PNP, Si			CR
151-0313-00		FPT5122	Phototransistor		14-2	CR	151-0355-00	A	2SC642A	Pwr, NPN, Si		6-22	CR
151-0313-01		FPT5122	Phototransistor		14-2	CR	151-0356-00		2SD291	NPN, Si			CS
151-0314-00	N	DTS402	Pwr, NPN, Si	3.5	6-20	CS	151-0357-00		2N48888				DL
151-0315-00	A	2N5239	Pwr, NPN, Si	5.	6-20	CR	151-0358-00	A	D44R4	Pwr, NPN, Si	2.	6-20	CR
151-0316-00	A	2N3584	Pwr, NPN, Si	2.	6-20	CR	151-0358-01	N	Selected	Pwr, NPN, Si			CR
151-0316-01	N	Selected	Pwr, NPN, Si			CR	151-0358-02	X	Selected	Pwr, NPN, Si		8-11	CR
151-0317-00		BC109C	NPN, Si			TC	151-0359-00		MPSU10	NPN, Si			TC
151-0317-01		BC109C	NPN, Si			TC	151-0360-00		BF297	NPN, Si			CS
151-0318-00		BFY51	NPN, Si			TC	151-0361-00	A	TD702	NPN/PNP, Si	Line 21	6-10 & 14	CR
151-0319-00	A	1723-0610	Pwr, NPN, Si	40.	6-21	CR	151-0362-00	N	MM4049	Sig, PNP, Si	Line 21	6-7 & 15	CR
151-0320-00	X	MPS6518	PNP, Si		6-19	CS	151-0362-01	N	Selected	Sig, PNP, Si		8-11	CR
151-0320-01		MPS6518	PNP, Si			TC	151-0363-00		2N6101	Pwr, NPN, Si		8-22	DL
151-0320-02		BFX48	PNP, Si			TC	151-0364-00	A	D43C8	Pwr, PNP, Si	3.	6-20	CR
151-0321-00	X		NPN, Si, Dual		6-19	DL	151-0364-01	N	D43C8	Pwr, PNP			CR
151-0322-00	X	2N4890	PNP, Si		6-19	CR	151-0365-00	A	D42C9	Pwr, NPN, Si	3.	6-20	CR
151-0323-00	A	MJE521	Pwr, NPN, Si	4.	6-20	CR	151-0366-00	A	D45C Fmly	Pwr, PNP, Si	4.	6-20	CR
151-0323-01	X	Selected	Pwr, NPN, Si			DL	151-0367-00	A	AST3571	Sig, NPN, Si	Line 9	6-5 & 13	CR
151-0323-02	N	Selected	Pwr, NPN, Si			PP	151-0367-01	N	SKA6516	Sig, NPN			CR
151-0324-00	A	MJE371	Pwr, PNP, Si	4.	6-20	CR	151-0367-02	N	SKA6516	Sig, NPN			DL
151-0324-01	A	Screened	Pwr, PNP, Si			CR	151-0368-00	A	2N6308	Pwr, NPN, Si	5.	6-20	CR
151-0324-02	N	MJE371	Pwr, PNP, Si, Sel			PP	151-0368-01	N	Ckd & Mtchd	Pwr, NPN, Si		8-21	CR
151-0325-00	N	PN4258	Sig, PNP, Si	Line 12	6-2 & 15	CR	151-0368-02		2N6308				CS
151-0325-01	N	Selected	Sig, PNP, Si			CR	151-0369-00	A	AST4260	Sig, PNP, Si	Line 29	6-5 & 15	CR
151-0325-02						MP	151-0369-01						DL
151-0326-00		BC107	NPN, Si			TC	151-0369-02	N	Selected	Pwr, PNP, Si			CR
151-0326-01		BC107	NPN, Si			TC	151-0369-03		AST4260	Sig, PNP, Si	Line 30	6-5 & 15	PP
151-0327-00	A	PN4258	Sig, PNP, Si	Line 13	6-2 & 15	CR	151-0370-00		TIP34	Pwr, PNP, Si		6-22	OB
151-0328-00	X	GET2925	NPN, Si		6-19	DL	151-0371-00			NPN, Si			TC
151-0329-00	A	A210	Sig, NPN, Si	Line 8	6-5 & 13	CS	151-0372-00		2N5401	PNP, Si			TC
151-0330-00	A	2N5652	Sig, NPN, Si	Line 5	6-7 & 13	CR	151-0373-00	A	MJE2901	Pwr, PNP, Si	10.	6-20	CR
151-0331-00	A	D40C5	Pwr, NPN, Si	.5	6-20	CR	151-0373-01	N	Ckd & Mtchd	Pwr, PNP		8-20	CR
151-0332-00		2N4899	PNP, Si			TC	151-0374-00	N	2SD316	NPN, Si			CS
151-0333-00	A	MPS918	Sig, NPN, Si	Line 8	6-8 & 13	CR	151-0375-00	A	2SC403C	NPN, Si			CS
151-0333-01	N	Selected	Sig, NPN, Si		8-10	CR	151-0376-00		2SC402C	NPN, Si			SC
151-0334-00	A	MJE520	Pwr, NPN, Si	3.	6-20	CR	151-0379-00	A	MM4049	Sig, PNP, Si	Line 23	6-7 & 15	CR
151-0334-01	N	Selected	Pwr, NPN, Si			CR	151-0379-01		SMCS1056PK	PNP, Si			CR
151-0335-00	A	MJE370	Pwr, PNP, Si	3.	6-20	CR	151-0379-02	N	SMCS2850	Sig, PNP, Si			PP
151-0335-01	X	Selected	Pwr, PNP, Si			DL	151-0380-00	A	MMT3960	Sig, NPN, Si	Line 2	6-7 & 13	CR
151-0336-00	A	2N3055H	Pwr, NPN, Si	15.	6-21	CR	151-0380-01		MMT3960A	NPN, Si			CR
151-0337-00	A	2N3055H	Pwr, NPN, Si	15.	6-21	CR	151-0381-00	X	2N2605	Sig, PNP, Si		6-19	OB
151-0337-01	N	Selected	Pwr, NPN, Si			CR	151-0382-00	X	2N3013	Sig, NPN, Si		6-19	OB
151-0338-00	X	SE51562	NPN, Si		6-19	CS	151-0383-00	X	2N3251N	Sig, PNP, Si		6-19	OB
151-0339-00	X	Selected	NPN, Si			NP	151-0384-00	X	2N3569	Sig, NPN, Si		6-19	OB
151-0340-00	X	SM8183	NPN, Si			DL	151-0385-00	N	2N5416	Sig, PNP, Si	Line 18	6-6 & 15	CR

TRANSISTOR CROSS REFERENCE INDEX (CONT)

TEK PART NUMBER TO VENDOR NUMBER

PART NUMBER	** ND	JEDEC OR VENDOR NUMBER	TYPE (CATALOG SECTION)	INDEX CHAR.	PAGE NO.	§§ ST	PART NUMBER	** ND	JEDEC OR VENDOR NUMBER	TYPE (CATALOG SECTION)	INDEX CHAR.	PAGE NO.	§§ ST
151-0386-00	X	TIP33	Pwr, NPN, Si		6-22	OB	151-0435-00	A	MPSA65	Sig, PNP, Si	Line 6	6-9 & 15	CR
151-0387-00	X	TIP30	Pwr, PNP, Si		6-22	OB	151-0435-01	N	MP5AL5	Sig, PNP, Si			PP
151-0388-00	X	SS2516	Sig, PNP, Si		6-19	OB	151-0436-00	A	MJE2801	Pwr, NPN, Si	10.	6-21	CR
151-0389-00	A	2N4890S	Sig, PNP, Si	Line 26	6-3 & 15	CR	151-0437-00	N	2N5769	Sig, NPN, Si	Line 5	6-2 & 12	CR
151-0390-00	A	MPSU45	Pwr, NPN, Si	2.	6-20	CR	151-0438-00	N	MPSH81	Sig, PNP, Si	Line 24	6-8 & 15	CR
151-0390-01	N	Selected	Pwr, NPN, Si			CR	151-0438-01	N	Selected	Sig, PNP, Si			CR
151-0391-00	A	MPSU95	Pwr, PNP, Si	2.	6-20	CR	151-0439-00	A	D40E7	Pwr, NPN, Si	2.	6-20	CR
151-0391-01	N	Selected	Pwr, PNP, Si			PP	151-0439-01	X	Selected	Pwr, NPN, Si			NP
151-0392-00	X	SE4002	Sig, NPN, Si		6-19	OB	151-0440-00	A	D41E	Pwr, PNP, Si	1.	6-20	CR
151-0393-00	X	2N3640	Sig, NPN, Si		6-19	NP	151-0441-00	A	2N2857	Sig, NPN, Si	Line 3	6-5 & 13	CR
151-0394-00	X	TIP33A	Pwr, NPN, Si		6-22	OB	151-0441-01	N	2N5179	Sig, NPN, Si			CS
151-0395-00	X	2N5139	Sig, PNP, Si		6-19	OB	151-0441-02	X	2N5179	Sig, NPN, Si			DL
151-0396-00	X	2N4916	Sig, PNP, Si		6-19	OB	151-0441-03	N	Selected	Sig, NPN, Si	8-13		CR
151-0397-00	X	2N3638	Sig, PNP, Si		6-19	OB	151-0441-04						MP
151-0398-00	X	2N3829	Sig, PNP, Si		6-19	OB	151-0442-00	A	2N6304 Fmly	Sig, NPN, Si	Line 15	6-5 & 13	CR
151-0399-00	X	TIP29	Pwr, NPN, Si		6-22	OB	151-0442-01	N	2N6304	Sig, NPN, Si			CS
151-0400-00		2N5191	NPN, Si			TC	151-0443-00	A	MPSA92	Sig, PNP, Si	Line 22	6-6 & 15	CR
151-0401-00		BC263C	PNP, Si			TC	151-0443-01	X	MPSA92 Fmly	Sig, PNP, Si			DL
151-0402-00	A	AST3571	Sig, NPN, Si	Line 10	6-5 & 13	CR	151-0443-02	N	Selected	Sig, PNP, Si	8-14		CR
151-0402-01	X	3571TP	Pwr, NPN, Si			DL	151-0443-03		MPSA92	Sig, PNP, Si	Line 23	6-6 & 15	PP
151-0403-00		2SC1012A	NPN, Si			SC	151-0444-00	A	MPSA42	Sig, NPN, Si	Line 8	6-6 & 12	CR
151-0404-00			PNP, Si			TC	151-0444-01	N	Selected	Sig, NPN, Si		8-14	CR
151-0405-00	A	MJE800	Pwr, NPN, Si	4.	6-20	CR	151-0444-02	N	SPS797-2	Sig, NPN, Si			CR
151-0405-01						DL	151-0444-03	N	Selected	Sig, NPN, Si	8-14		CR
151-0405-02	N	Selected	Pwr, NPN, Si			CR	151-0445-00		2TX214	NPN, Si			TC
151-0405-03	A	Selected	Pwr, NPN, Si		8-11	CR	151-0446-00	A	2N3866	Sig, NPN, Si	Line 2	6-8 & 12	CR
151-0405-04	N	Selected	Pwr, NPN, Si		8-11	CR	151-0447-00	N	2N5841	Sig, NPN, Si	Line 3	6-7 & 13	CR
151-0406-00	A	2N5401	Sig, PNP, Si	Line 24	6-6 & 15	CR	151-0448-00	A	2N5836 Fmly	Sig, NPN, Si	Line 22	6-5 & 13	CR
151-0406-01	N	Selected	Sig, PNP, Si			CR	151-0449-00	A	BU208A	Pwr, NPN, Si	5.	6-20	CR
151-0406-02	N	Selected	Sig, PNP, Si		8-12	CR	151-0449-01	X	Selected	Pwr, NPN, Si			CS
151-0407-00	A	2N3923	Sig, NPN, Si	Line 10	6-6 & 12	CR	151-0450-00	A	2N5583	Sig, PNP, Si	Line 28	6-5 & 15	CR
151-0407-01	N	Selected	Sig, NPN, Si		8-12	CR	151-0450-01	N	Selected	Sig, PNP, Si		8-15	CR
151-0407-02	N	Selected	Sig, NPN, Si			CR	151-0450-02	N	2N5583	Sig, PNP, Si			CR
151-0408-00	X	D-075A	Sig, NPN, Si		6-19	NP	151-0451-00	A	2N5943	Sig, NPN, Si	Line 12	6-8 & 13	CR
151-0409-00	X	D-078B	Sig, NPN, Si		6-19	NP	151-0451-01	N	Selected	Sig, NPN, Si		8-15	CR
151-0410-00	N	2N5087	Sig, PNP, Si	Line 20	6-4 & 15	CR	151-0451-02	N	2N5943	Sig, NPN, Si			CR
151-0410-01	N	Selected	Sig, PNP, Si		8-12	CR	151-0452-00	X	SE5036	Sig, NPN, Si		6-19	LR
151-0411-00	A	2N5109	Sig, NPN, Si	Line 11	6-5 & 13	CR	151-0453-00	A	2N5086	Sig, PNP, Si	Line 16	6-4 & 15	CR
151-0411-01	N	Selected	Sig, NPN, Si			CR	151-0453-01		2N5086	Sig, PNP, Si	Line 18	6-4 & 15	PP
151-0412-00		BF257	NPN, Si			IN	151-0454-00	A	DTS1010	Pwr, NPN, Si	10.	6-20	CR
151-0413-00	A	2N6258	Pwr, NPN, Si	30.	6-21	CR	151-0455-00		2N5962 Fmly	PNP, Si			SC
151-0414-00	A	MJE1092	Pwr, PNP, Si	5.	6-20	CR	151-0456-00	A	2N5962	Sig, NPN, Si	Line 7	6-4 & 12	CR
151-0415-00	A	MJE1102	Pwr, NPN, Si	5.	6-20	CR	151-0457-00	A	2N2369	Sig, NPN, Si	Line 7	6-2 & 12	CR
151-0416-00	A	D-103	Sig, NPN, Si		6-19	NP	151-0457-01		S39649				PP
151-0417-00	N	S21766	Sig, PNP, Si		6-19	LS	151-0458-00	A	PN4258	Sig, PNP, Si	Line 14	6-2 & 15	CR
151-0418-00						DL	151-0459-00	A	F2N3251	Sig, PNP, Si	Line 36	6-3 & 15	CR
151-0419-00	A	2N6227	Pwr, PNP, Si	6.	6-20	CR	151-0459-01	N	Selected	Sig, PNP, Si			CR
151-0420-00						NP	151-0460-00	N	2N3947	Sig, NPN, Si	Line 10	6-3 & 12	CR
151-0421-00		2TX320	NPN, Si			TC	151-0461-00	A	2N3959	Sig, NPN, Dual	Line 9	6-10 & 14	CR
151-0422-00		MD2369B	NPN, Si			TC	151-0461-01	N	Selected	Sig, NPN, Si		8-15	CR
151-0423-00	A	TIP50	Pwr, NPN, Si	1.	6-20	CR	151-0462-00	A	TIP30C	Pwr, PNP, Si	1.	6-20	CR
151-0423-01	N	Selected	Pwr, NPN, Si		8-12	CR	115-0462-01	N	Selected	Pwr, PNP, Si			OT
151-0423-02	N	2SC233K/L				CR	151-0463-00	A	D41E7	Pwr, NPN, Si		6-20	CR
151-0424-00	A	2N5769	Sig, NPN, Si	Line 3	6-2 & 12	CR	151-0464-00	A	TIP29C	Pwr, NPN, Si	1.	6-20	CR
151-0424-01	X	2N5769	Sig, NPN, Si			NP	151-0465-00	A	MJE234	Pwr, PNP, Si	4.	6-20	CR
151-0424-02	N	2N5769	Sig, NPN, Si			CR	151-0466-00	A	MJE224	Pwr, NPN, Si	4.	6-20	CR
151-0424-03	N	Selected	Sig, NPN, Si		8-13	CR	151-0467-00	A	2N4258	Sig, PNP, Dual	Line 19	6-10 & 16	CR
151-0424-04	N	2N5769	Sig, NPN, Si	Line 4	6-2 & 12	PP	151-0468-00	A	DTS721	Pwr, NPN, Si	3.	6-20	CR
151-0425-00	A	MJE1101	Pwr, NPN, Si	5.	6-20	CR	151-0469-00	A	MJE1661	Pwr, NPN, Si	15.	6-21	CR
151-0426-00	A	D44H11	Pwr, NPN, Si	10.	6-21	CR	151-0470-00	X	MJE3771	Pwr, NPN, Si		6-22	CR
151-0426-01	A	Selected	Pwr, NPN, Si	10.	6-21	CR	151-0471-00	A	2N5770	Sig, NPN, Si	Line 18	6-8 & 13	CR
151-0426-02	X	Ckd & mtchd	Pwr, NPN			NP	151-0471-01	N	2N5770	Sig, NPN, Si			CR
151-0427-00	A	2N3563	Sig, NPN, Si	Line 19	6-8 & 13	CR	151-0472-00	A	NE41632	Sig, NPN, Si	Line 6	6-5 & 13	CR
151-0427-01	N	Selected	Sig, NPN, Si		8-13	CR	151-0472-01	N	Selected	Sig, NPN, Si			NP
151-0428-00		0-058C	NPN, Si			NP	151-0472-02	N	NE41632BD	Sig, NPN, Si			CR
151-0429-00	A	MJE700	Pwr, PNP, Si	4.	6-20	CR	151-0473-00	A	D44C9	Pwr, NPN, Si	4.	6-20	CR
151-0429-01						CR	151-0474-00	A	2N5947	Pwr, NPN, Si		6-19	NP
151-0430-00	X	D-102	Sig, NPN, Si		6-19	NP	151-0474-01	A	MFR511	Sig, NPN, Si	Line 24	6-5 & 13	CR
151-0431-00	X	SKA1103	Sig, NPN, Si		6-19	NP	151-0475-00	A	BFR91	Sig, NPN, Si	Line 12	6-7 & 13	CR
151-0432-00	A	2N3565	Sig, NPN, Si	Line 2	6-4 & 12	CR	151-0475-01	N	Selected	Sig, NPN, Si		8-15	CR
151-0432-01		2N3565	Sig, NPN, Si	Line 3	6-4 & 12	PP	151-0476-00	A	TIP31C	Pwr, NPN, Si	3.	6-20	CR
151-0433-00	X	2N3055	Pwr, NPN, Si		6-22	CR	151-0476-01	N	TIP31C	Pwr, NPN, Si			CR
151-0434-00	A	2N4261	Sig, PNP, Si	Line 19	6-7 & 15	CR	151-0476-02	A	TIP31C	Pwr, NPN, Si			CR
151-0434-01	N	Selected	Sig, PNP, Si		8-13	CR	151-0477-00	A	TIP35A	Pwr, NPN, Si	25.	6-21	CR
151-0434-02	N	Selected	Sig, PNP, Si			CR	151-0477-01	N	Selected	Pwr, NPN, Si		8-16	CR

TRANSISTOR CROSS REFERENCE INDEX (CONT)

TEK PART NUMBER TO VENDOR NUMBER

PART NUMBER	** ND	JEDEC OR VENDOR NUMBER	TYPE (CATALOG SECTION)	INDEX CHAR.	PAGE NO.	SS ST	PART NUMBER	** ND	JEDEC OR VENDOR NUMBER	TYPE (CATALOG SECTION)	INDEX CHAR.	PAGE NO.	SS ST
151-0478-00	A	TIP31A	Pwr, NPN, Si	3.	6-20	CR	151-0540-00		SC261DX24	Triac	25.	8-1	CR
151-0478-01	N	Selected	Pwr, NPN, Si		8-16	CR	151-0541-00	N	03P5MG	Si			SC
151-0479-00		BDX36	NPN, Si			TC	151-0600-00		2SA706				CS
151-0479-01		BDX36	NPN, Si			TC	151-0601-00						SC
151-0480-00		2SC1173	NPN, Si			TC	151-0602-00		258	NPN			TC
151-0481-00		MPS6517	PNP, Si			TC	151-0603-00	A	2N5039	Pwr, NPN, Si	20.	6-21	CR
151-0482-00	A	TIP32C	Pwr, PNP, Si	3.	6-20	CR	151-0604-00	A	2N3725	Sig, NPN, Si	Line 17	6-3 & 12	CR
151-0482-01	N	TIP32	Pwr, PNP, Si			CR	151-0605-00	X	SMX-5032	NPN, Si		6-19	DL
151-0483-00	X	MPS3731	Pwr, PNP, GE		6-22	CS	151-0606-00	A	TIP142	Pwr, NPN, Si	10.	6-21	CR
151-0484-00	A	2N5962	Sig, NPN, Si	Line 8	6-4 & 12	CR	151-0606-01			NPN, Si			DL
151-0485-00	A	2N5758	Pwr, NPN, Si	6.	6-20	CR	151-0607-00	A	TIP147	Pwr, PNP, Si	10.	6-21	CR
151-0486-00		2TX326	NPN, Si			TC	151-0608-00	A	NE64535	Sig, NPN, Si	Line 13	6-7 & 13	CR
151-0487-00	A	SENT139	Pwr, NPN, Si	15.	6-21	CR	151-0608-01			NPN, Si			CR
151-0488-00		LPT100B				DL	151-0609-01	A	NE21935	Sig, NPN, Si	Line 14	6-7 & 13	CR
151-0489-00		2SC1630	NPN, Si			SC	151-0609-01			PNP, Si			CR
151-0490-00		FRB750	NPN, Si			TC	151-0610-00			NPN, Si			TC
151-0491-00	A	SJ4208	Pwr, NPN, Si	15.	6-21	CR	151-0611-00		2SC1674	NPN, Si			SC
151-0492-00		BC202C	NPN, Si			DL	151-0612-00	A	MDS60	Pwr, PNP, Si	.5	6-20	CR
151-0493-00		2N4122	NPN, Si			NP	151-0612-01	N	Selected	Pwr, NPN, Si		8-16	CR
151-0494-00	A	CD2357	Sig, NPN, Si	Line 23	6-5 & 13	CR	151-0613-00	A	MJE340	Pwr, NPN, Si	.5	6-20	CR
151-0494-01	N	CD2357, Ckd	Sig, NPN, Si			CR	151-0614-00		D156	Pwr, NPN, Si			CR
151-0495-00	A	MJ2500	Pwr, PNP, Si	10.	6-20	CS	151-0615-00	A	2N6558	Pwr, NPN, Si	.5	6-20	CR
151-0496-00	A	D40K2	Pwr, NPN, Si	1.5	6-20	CR	151-0615-01	N	Selected	Pwr, NPN, Si		8-17	CR
151-0497-00	A	TIP47	Pwr, NPN, Si	1.	6-20	CR	151-0616-00	A	TIP36A	Pwr, PNP, Si	25.	6-21	CR
151-0497-01	N	Selected	Pwr, NPN, Si		8-16	CR	151-0617-00	A	2N6256	Pwr, NPN, Si	Line 9	6-8 & 13	CR
151-0498-00	A	2NC3866	Sig, NPN, Si	Line 3	6-8 & 12	CR	151-0618-00			Si			TC
151-0498-01	N	Checked	Sig, NPN, Si			CR	151-0619-00	A	LM394	Sig, NPN, Dual	Line 12	6-10 & 14	CR
151-0499-00		2SC1124	NPN, Si			SC	151-0620-00	X	D180	Pwr, NPN, Si		6-22	NP
151-0500-00	X	C220	Scr			OB	151-0621-00	A	D44H3	Pwr, NPN, Si	10.	6-20	CR
151-0501-00	X	355	Scr			DL	151-0621-01	A	Selected	Pwr, NPN, Si		8-17	CR
151-0502-00	X	356	Scr			DL	151-0622-00	A	92PU51A	Sig, PNP, Si	Line 22	6-3 & 15	CR
151-0503-00	A	2N5060	Scr	.8	8-1	CR	151-0623-00	A	TIP52	Pwr, NPN, Si	3.	6-20	CR
151-0504-00	A	2N4851	Unijunction	35.	8-1	CR	151-0624-00	N	2N5551	Sig, NPN, Si	Line 14	6-6 & 12	CR
151-0504-01		2N4851	Unijunction	35.	8-1	OT	151-0625-00	A	D45H11	Pwr, PNP, Si	10.	6-21	CR
151-0505-00	A	2N3228	Scr	5.	8-1	CR	151-0625-01	N	Selected	Pwr, PNP		8-17	CR
151-0506-00	A	C106B2X283	Scr	2.7	8-1	CR	151-0625-02	A	X45H495				CR
151-0507-00	A	2N3669	Scr	12.5	8-1	CR	151-0626-00	A	NE02107E	Sig, NPN, Si		6-19	NP
151-0507-01	N	Checked	Scr			NP	151-0626-01			PNP, Si			NP
151-0508-00	A	2N6027	Programmable	40.	8-1	CR	151-0627-00	X	D186	Sig, NPN, Si			NP
151-0508-01	N	Selected	Programmable	40.	8-1 & 16	CR	151-0627-01	X	Modified	Sig, NPN, Si			NP
151-0509-00	X	RTD0440	Scr			NP	151-0628-00		FPT1674	Phototransistor		14-2	CR
151-0510-00	A	2N4852	Unijunction	35.	8-1	CR	151-0629-00		FPT110	Phototransistor		14-2	CR
151-0511-00	A	2N4103	Scr	12.5	8-1	CR	151-0630-00	A	NE02135	Sig, NPN, Si	Line 11	6-7 & 13	CR
151-0512-00	N	685343	Scr	63.	8-1	CR	151-0631-00	A	NE73435	Sig, NPN, Si	Line 21	6-5 & 13	CR
151-0513-00	A	2N4853	Unijunction	35.	8-1	CR	151-0632-00	A	MJE13007	Pwr, NPN, Si	8.	6-20	CR
151-0514-00	A	2N3528	Scr			CR	151-0632-01	N	MJE13007, Ckd	NPN, Si			CR
151-0514-01	N	Preconditioned	Scr			CR	151-0632-02		2SC2502	NPN, Si			SC
151-0515-00		2N4441	Scr			OB	151-0632-03	X	MJE13007	Pwr, NPN, Si			NP
151-0515-01	A	2N4441	Scr	8.	8-1	CR	151-0633-00	A	2N3716	Pwr, NPN, Si	10.	6-21	CR
151-0515-02			Scr			DL	151-0634-00	A	MJE13003	Pwr, NPN, Si	1.5	6-20	CR
151-0516-00		2N6027	Unijunction			NP	151-0634-01	A	Selected	Pwr, NPN		8-17	PP
151-0517-00	X	3N83	Scr			DL	151-0636-00	A	BFR92	Sig, NPN, Si	Line 8	6-7 & 13	CR
151-0518-00			Scr			DL	151-0637-00	A	MPSH05	Sig, NPN, Si	Line 21	6-3 & 12	CS
151-0519-00	N	2N5063	Scr	.8	8-1	CR	151-0638-00	X	2N3854A	Sig, NPN, Si		6-19	CS
151-0520-00	X	MCR4C6-4	Scr			OB	151-0639-00	A	2N5088	Sig, NPN, Si	Line 4	6-4 & 12	CS
151-0521-00	A	C122B1X70	Scr	8.	8-1	CR	151-0640-00	A	MPSH55	Sig, PNP, Si	Line 39	6-3 & 15	CS
151-0521-01	A	C122B	Scr	8.	8-1	CR	151-0641-00	A	MPS3702	Sig, PNP, Si	Line 27	6-3 & 15	CS
151-0522-00	A	SC141DX164	Triac	6.	8-1	CR	151-0642-00		2SA896	PNP, Si			SC
151-0523-00	N	MAC2-2	Triac			DL	151-0643-00		2SC1811	NPN, Si			SC
151-0524-00	N	C137PBX152	Scr	35.	8-1	PP	151-0644-00	A	2N3791	Pwr, PNP, Si	10.	6-20	CS
151-0525-00		625MW	NPN, Si			TC	151-0645-00	A	MPSA06	Sig, NPN, Si	Line 6	6-3 & 12	CR
151-0526-00	A	2N3896	Scr	35.	8-1	CR	151-0646-00	A	MPSA55	Sig, PNP, Si	Line 28	6-3 & 15	CS
151-0527-00	A	2N6241	Scr	4.	8-1	CR	151-0647-00	A	FT4178	Pwr, PNP, Si	4.	6-20	CR
151-0528-00	A	2N6400	Scr	16.	8-1	CR	151-0648-00		FPT102A	Phototransistor		14-2	CR
151-0529-00	A	C8203	Scr	.5	8-1	CR	151-0649-00	A	2NC2369	Sig, NPN, Si	Line 6	6-2 & 12	OT
151-0530-00	N	MCR106-4	Scr			CS	151-0649-01	N	2NC2369	Sig, NPN			OT
151-0531-00			NP			NP	151-0650-00	A	2SC1252	Sig, NPN, Si	Line 18	6-5 & 13	CR
151-0532-00	A	MAC2-2	Triac	6.	8-1	CR	151-0651-00	A	TIP36C	Pwr, PNP, Si	25.	6-21	CR
151-0533-00	N	MCR649P1	Scr			CS	151-0652-00	A	TIP35C	Pwr, NPN, Si	25.	6-21	CR
151-0534-00	N	S0508LS3	Scr			CS	151-0653-00	X	2N6534	Sig, PNP, Si		6-19	DL
151-0535-00	N	U2TA508	Scr			DL	151-0654-00	X	P1C1068	Pwr, NPN, Si		6-22	CS
151-0536-00		50303LS3				CR	151-0655-00	A	2N3725	Sig, NPN, Si		6-19	CR
151-0537-00	A	SC146DX176	Triac	10.	8-1	CR	151-0656-00	A	2N6044	Pwr, NPN, Si	8.	6-20	CR
151-0538-00		T2800M	Triac	8.	8-1	CR	151-0657-00	A	2N6041	Pwr, PNP, Si	8.	6-20	CR
151-0539-00		SC92D	Triac	8.	8-1	CR	151-0658-00	A	NE02103	Sig, NPN, Si	Line 10	6-7 & 13	CR

TRANSISTOR CROSS REFERENCE INDEX (CONT)

TEK PART NUMBER TO VENDOR NUMBER

PART NUMBER	** ND	JEDEC OR VENDOR NUMBER	TYPE (CATALOG SECTION)	INDEX CHAR.	PAGE NO.	§§ ST
151-0659-00		D180	NPN, Si			CR
151-0660-00	A	TIP33C	Pwr, NPN, Si	10.	6-21	OT
151-0661-00	N	NE7400	Sig, NPN, Si	Line 27	6-5 & 13	CR
151-0662-00	N	2N5179	Sig, NPN, Si			DL
151-0663-00	A	MMBTH81	Sig, PNP, Si	Line 22	6-8 & 15	CR
151-0664-00	X	MPS3640 Fmly	Sig, PNP, Si		6-19	DL
151-0665-00		2SA733	PNP, Si			SC
151-0666-00		2SA636	PNP, Si			SC
151-0667-00		2SC1762-1	NPN, Si			SC
151-0668-00		2SC1811-22	NPN, Si			SC
151-0669-00		2SC1816-03	NPN, Si			SC
151-0670-00		2SA884	PNP, Si, Dual			SC
151-0671-00		2SC1983	Pwr, NPN, Si	3.	2-20	CR
151-0672-00		2SA639S	PNP, Si			SC
151-0673-00		2SC1279S	NPN, Si			SC
151-0674-00		FT317A	NPN, Si			DL
151-0675-00		TIP120	NPN, Si			TC
151-0676-00		BF457	NPN, Si			TC
151-0677-00		2SC926A-5	NPN, Si			SC
151-0678-00	A	MJE13005	Pwr, NPN, Si	4.	6-20	CR
151-0678-01	X	MJE13005	Pwr, NPN, Si			CR
151-0679-00	A	MJE13009	Pwr, NPN, Si	12.	6-21	CR
151-0679-01	X	MJE13009	Pwr, NPN, Si			PP
151-0680-00		PN2369	NPN, Si			TC
151-0681-00		BD131	NPN, Si			TC
151-0681-01		BD131	NPN, Si			TC
151-0682-00	N	2N5160	Pwr, NPN, Si		6-19	DL
151-0682-01		Checked	Pwr, NPN, Si			DL
151-0683-00	N	2SC403C	NPN, Si			DL
151-0684-00		2SC634A	NPN, Si			SC
151-0685-00	N	2SC1475	NPN, Si			DL
151-0686-00		2SC1474	NPN, Si			SC
151-0687-00	N	2SA772	PNP, Si			DL
151-0688-00		2SA671-C	PNP, Si			SC
151-0689-00	A	NE57835	Sig, NPN, Si	Line 7	6-7 & 13	CR
151-0690-00			NPN, Si			CR
151-0692-00		BD419	NPN, Si			TC
151-0693-00	A	2N6559	Pwr, NPN, Si	.5	6-20	CR
151-0693-01	N	Selected	Pwr, NPN, Si		8-18	CR
151-0694-00	A	MDS60	Pwr, PNP, Si	.5	6-20	CR
151-0694-01	N	Selected	Pwr, PNP, Si		8-18	CR
151-0695-00	A	MRF5175	Sig, NPN, Si	Line 26	6-5 & 13	CR
151-0696-00	A	2SA1006B	Pwr, PNP, Si	1.5	6-20	PP
151-0697-00	A	2SC2336B	Pwr, NPN, Si	1.5	6-20	PP
151-0698-00	A	MJE350	Pwr, PNP, Si	.5	6-20	CR
151-0699-00	A	UTA508	Sig, NPN, Si	Line 1	6-9 & 12	CR
151-0700-00	A	MMBT3906	Sig, PNP, Si	Line 33	6-3 & 15	CR
151-0701-00	A	2SC2527G	Pwr, NPN, Si	10.	6-21	CR
151-0701-01	N	2SC2527G	Pwr, NPN, Si			CR
151-0701-02		2SC2527-B,X	NPN, Si			SC
151-0702-00		2SC1951	NPN, Si			SC
151-0702-01		2SC1904	NPN, Si			SC
151-0703-00	A	2N6587	Pwr, NPN, Si	10.	6-21	CR
151-0704-00	A	2N2369	Sig, NPN, Si	Line 8	6-2 & 12	CR
151-0705-00	X	2N918	NPN, Si		6-19	DL
151-0706-00	A	2N3904	Sig, NPN, Si	Line 11	6-3 & 12	CR
151-0707-00		MJE8503	Pwr, NPN, Si	5.	6-20	PP
151-0708-00	A	UPTB550	Sig, NPN, Si	Line 1	6-6 & 12	CR
151-0709-00	N	CD3921	Sig, NPN, Si	Line 19	6-5 & 13	CR
151-0709-01						CR
151-0710-00	A	92PU01A	Sig, NPN, Si	Line 2	6-3 & 12	CR
151-0711-00	A	MPSH10	Sig, NPN, Si	Line 14	6-8 & 13	CR
151-0711-01		SPS8608M				PP
151-0711-02		MPSH10	Sig, NPN, Si	Line 15	6-8 & 13	PP
151-0712-00	A	MPHS81	Sig, PNP, Si	Line 24	6-8 & 15	CR
151-0712-01	N	MPSH10	Sig, NPN, Si			CR
151-0712-02		MPSH81	Sig, PNP, Si	Line 25	6-8 & 15	PP
151-0713-00	A	MMBT4260	Sig, PNP, Si	Line 31	6-5 & 15	CR
151-0714-00	A	MMBT5179	Sig, NPN, Si	Line 17	6-8 & 13	CR
151-0715-00	A	BFQ17	Sig, NPN, Si	Line 11	6-8 & 13	CR
151-0716-00	A	92PU45A	Sig, NPN, Si	Line 2	6-9 & 12	PP
151-0717-00		2SC1963	NPN, Si, Dual			SC
151-0718-00		2SA896-22	PNP, Si			SC
151-0719-00	A	MPSH81	Sig, PNP, Si	Line 23	6-8 & 15	CR
151-0720-00	A	MPSH10	Sig, NPN, Si	Line 13	6-8 & 13	CR
151-0721-00		2SA1009	PNP, Si			SC
151-0722-00		2SC1426	NPN, Si			SC
151-0723-00		2SC1733	NPN, Si, Dual			SC
151-0724-00		Tested	PNP, Si			PP
151-0725-00	A	SL360	Sig, NPN, Si	Line 13	6-10 & 14	CR
151-0726-00		2SA1010	PNP, Si			SC
151-0727-00		2SC2334	NPN, Si			SC
151-0728-00	A	2N6591	Pwr, NPN, Si	1.	6-20	CR
151-0729-00	A	D45H485	Pwr, PNP, Si		6-22	DL
151-0730-00	A	MMBTH24	Sig, NPN, Si	Line 19	6-3 & 12	CR
151-0731-00	A	MMBC1321	Sig, NPN, Si	Line 20	6-3 & 12	CR
151-0732-00						PP
151-0733-00						PP
151-0734-00						PP
151-0735-00						PP
151-0736-00	A	2N4401	Sig, NPN, Si	Line 8	6-3 & 12	CR
151-0736-01		2N4401	Sig, NPN, Si	Line 9	6-3 & 12	PP
151-0737-00		2SD549, S/T	NPN, Si			SC
151-0740-00		2SB504	PNP, Si			SC
151-0741-00		2SA840, S/T	NPN, Si			SC
151-0742-00		2SC1670, S/T	NPN, Si			SC
151-0743-00	A	DCC48	Pwr, NPN, Si	4.	6-20	CR
151-0744-00						PP
151-0745-00	A	2SA1077G	Pwr, PNP, Si	10.	6-21	CR
151-0746-00	A	MJ12003	Pwr, NPN, Si		6-22	PP
151-0747-00	A	MJ12004	Pwr, NPN, Si	5.	6-20	CR
151-0748-00			NPN, Si			TC
151-0749-00	A	MPSA92	Sig, PNP, Si	Line 21	6-6 & 15	CR
151-0750-00	A	MPSA42	Sig, NPN, Si	Line 4	6-6 & 12	CR
151-0751-00	A	2N2857	Sig, NPN, Si	Line 1	6-5 & 13	CR
151-0751-01		2NC2857PL	NPN, Si			PP
151-0752-00	A	BFR96	Sig, NPN, Si	Line 9	6-7 & 13	CR
151-0753-00						SC
151-0754-00	A	NE73433	Sig, NPN, Si	Line 20	6-5 & 13	PP
151-0756-00		MRF531	Sig, NPN, Si	Line 1	6-7 & 12	MP
151-0757-00		2SC1988	NPN, Si			SC
151-0758-00						MP
151-0759-00		MJ10011	Pwr, NPN, Si	8.	6-20	MP
151-0760-00		MJ12004	Pwr, NPN, Si	5.	6-20	PP
151-0761-00						PP
151-0762-00						SC
151-0763-00						SC

§§ STATUS CODES

CR	Current Production
EN	Engineering
PP	Pre-Production
CS	Customer Service
NP	Non-Production
DL	Deleted
OB	Obsolete Instrument
CM	Custom Mod Instrument
DS	Digital Systems
OT	Obsolescent Instrument
MP	Modified Part
LR	Last Supply Current
LS	Last Supply Customer Service
VN	Vendor
TC	Tequipment Current Production
IN	International
SC	Sony/Tek Current Production

THE STATUS IN THIS CATALOG WAS CORRECT AT THE TIME IT WAS PUBLISHED, BUT IT IS SUBJECT TO CHANGE.

§ TO USE A PART WITH THIS STATUS ON A NEW INSTRUMENT REQUIRES THAT A NEW PURCHASED PART INITIATION FORM (PPIF) BE INITIATED.

(A GLOSSARY OF TERMS FOR THESE STATUS CODES CAN BE FOUND ON PAGE 0-44).

TRANSISTOR CROSS REFERENCE INDEX (CONT)

TEK PART NUMBER TO VENDOR NUMBER

PART NUMBER	**ND	JEDEC OR VENDOR NUMBER	TYPE (CATALOG SECTION)	INDEX CHARACTER	PAGE NO.	SS ST	PART NUMBER	**ND	JEDEC OR VENDOR NUMBER	TYPE (CATALOG SECTION)	INDEX CHARACTER	PAGE NO.	SS ST
151-1001-00	X	FN222	FET, N-Channel	Line 1	7-10	NP	151-1050-00	A	FD1632	FET, N-Channel	Gr B, Ln 5	7-6	CR
151-1001-01	X	FN222	FET, N-Channel		7-2	NP	151-1051-00		BFW1051	FET, Si	Gr A, Ln 5	7-6	TC
151-1002-00	N	MFE3001	FET, N-Channel		7-10	CR	151-1052-00		BFW1051	FET, Si			TC
151-1003-00	N	SU2095	FET, N-Channel		7-2	CS	151-1053-00			FET, Si			TC
151-1004-00	A	SN4302	FET, N-Channel	Line 2	7-2	CR	151-1054-00	A	2N3958	FET, N-Channel	Gr B, Ln 6	7-6	CR
151-1005-00	A	2N4303	FET, N-Channel	Line 3	7-2	CR	151-1054-01	A	2N3958	FET, N-Channel			CR
151-1005-01	X	Checked	FET, N-Channel	Line 4	7-2	NP	151-1054-02	A	Screened	FET, N-Chan, Dual			CR
151-1005-02	A	Checked	FET, N-Channel			CR	151-1055-00	X	3N159	FET, N-Channel			CR
151-1005-03		2N4303	FET, N-Channel			PP	151-1056-00		E112	FET, N-Channel			CS
151-1006-00	A	2N4304	FET, N-Channel			CR	151-1057-00	A	D/2N3822	FET, N-Channel	Gr C, Ln 4	7-7	CR
151-1007-00	A	D/2N3684	FET, N-Channel	Gr A, Ln 1	7-6	CR	151-1058-00	A	NZD0114C	FET, N-Channel			CR
151-1008-00	A	UC210	FET, N-Channel	Gr B, Ln 1	7-10	CS	151-1058-01		NZD0114C	FET, N-Channel			CR
151-1009-00	A	FD1154	FET, N-Channel		7-10	CS	151-1059-00	A	SPF789	FET, N-Channel			DL
151-1010-00	A	D/2N3822	FET, N-Channel		7-6	CR	151-1060-00	X	FD5018	FET, P-Channel	Line 12	7-10	CR
151-1011-00	A	D/2N3822	FET, N-Channel	Gr B, Ln 2	7-6	CR	151-1061-00	X	E421	FET, N-Channel			EN
151-1011-01	X	FE1167	FET, N-Channel	Line 5	7-2	NP	151-1062-00			FET, N-Channel			TC
151-1012-00	A	2N4416	FET, N-Channel			CR	151-1064-00	A	2N4391	FET, N-Channel	Gr C, Ln 5	7-7	CR
151-1012-01	A	Screened	FET, N-Channel			CR	151-1064-01	X	Plated	FET, N-Channel			CR
151-1013-00	A	SBF1370	FET, N-Channel			CS	151-1065-00	X	2N4391/4800	FET, N-Channel			OB
151-1014-00	A	2N4220	FET, N-Channel	Line 6	7-2	CS	151-1066-00	A	P1182E	FET, P-Channel	Line 3	7-3	CR
151-1015-00	A	2N4303	FET, N-Channel			CR	151-1067-00	N	3N163	FET, P-Channel			CR
151-1015-01	X	Selected	FET, N-Channel			DL	151-1068-00	A	2N4340	FET, N-Channel			CR
151-1015-02	A	Screened	FET, N-Channel			CR	151-1069-00		WD212	FET, Si	Line 13	7-2	TC
151-1016-00	X	2N4304	FET, N-Channel	Line 7	7-10	DL	151-1070-00	A	2N5245	FET, N-Channel			CR
151-1017-00	X	F1333	FET, N-Channel			NP	151-1071-00	A	D2N5397	FET, N-Channel			CS
151-1017-01	X	MMT3823	FET, N-Channel			CR	151-1072-00	X	FD5017	FET, N-Channel	Gr B, Ln 7	7-10	NP
151-1018-00		2SK11	FET, N-Channel	Line 8	7-2	SC	151-1073-00	A	D/2N3822				CR
151-1019-00	N	SU2235	FET, N-Channel			CS	151-1074-00						DL
151-1020-00	X	FN7428	FET, N-Channel			NP	151-1075-00						DL
151-1021-00	A	2N4391	FET, N-Channel	Line 9	7-2	CR	151-1076-00		WN537	FET, N-Channel	Gr F, Ln 1	7-8	TC
151-1021-01	X	Checked	FET, N-Channel			NP	151-1076-01		WN537B	FET, N-Channel			CR
151-1021-02	A	Screened	FET, N-Channel			CR	151-1077-00	A	2N5908	FET, N-Channel			CR
151-1022-00	A	2N4392	FET, N-Channel			CR	151-1078-00	A	2N4393	FET, N-Channel	Line 14	7-2	CR
151-1022-01	X	Checked	FET, N-Channel	Line 10	7-10	DL	151-1078-01	X	Selected	FET, N-Channel			DL
151-1023-00	X	2N4417	FET, N-Channel			NP	151-1079-00	X	MEM660	FET, N-Channel			LR
151-1023-01	X	SMCM485	FET, N-Channel			CR	151-1080-00		FBR750	NPN, Si	Gr B, Ln 8	7-6	TC
151-1024-00	X	2N4352	FET, P-Channel	Line 11	7-2	CR	151-1081-00	A	ITS3231	FET, N-Channel			CR
151-1025-00	A	2N4416	FET, N-Channel			CR	151-1082-00	A	DN1285	FET, N-Channel			CR
151-1025-01	S	Checked	FET, N-Channel			NP	151-1083-00	X	MP3731	FET	Gr E, Ln 3	7-10	DL
151-1025-02		Selected				NP	151-1084-00		WN744	FET, N-Channel			TC
151-1026-00	N	2N4304	FET, N-Channel	Line 12	7-2	CR	151-1085-00	A	2N4117A	FET, N-Channel	Line 15	7-2	CR
151-1027-00	A	D/2N4393	FET, N-Channel			CR	151-1086-00	A	E2364	FET, N-Channel			CR
151-1027-01	X	DN480A	FET, N-Channel			DL	151-1087-00		2SC1364	NPN, Si			SC
151-1028-00	N	U1908	FET, N-Channel			CR	151-1089-00			FET, N-Channel	Gr E, Ln 4	7-8	DL
151-1029-00	A	D/2N5393	FET, N-Channel	Gr B, Ln 3	7-6	CR	151-1090-00	A	D/2N5397	FET, N-Channel			CR
151-1030-00	X	3N138	FET, N-Channel	Gr D, Ln 1	7-10	CR	151-1090-01	X	Prestr & Tstd	FET, N-Chan, Dual	Gr E, Ln 5	7-8	NP
151-1031-00	A	DN870	FET, N-Channel			CR	151-1090-02	A	SF93007	FET, N-Channel			CR
151-1032-00	A	D/2N5397	FET, N-Channel			CR	151-1090-03	A	Selected	FET, N-Channel			CR
151-1032-01		DN349	FET, Dual			DL	151-1090-04	A	DN1882	FET, N-Channel	Gr E, Ln 6	7-8	CR
151-1032-02	A	Prestr & Tstd	FET, N-Channel	Gr C, Ln 2	8-18	CR	151-1090-05		ITS3680	FET, N-Channel			SC
151-1033-00	X	2N6027	FET			7-10	151-1091-00		2N5912	FET, N-Channel			NP
151-1034-00	X	S2010	FET, N-Channel			DL	151-1092-00		2SK23A	FET, N-Channel	Line 4	7-3	SC
151-1034-01	X	S2011	FET, N-Channel	Gr A, Ln 2	7-6	DL	151-1093-00	N	SKA3704	FET, N-Channel			CR
151-1035-00	X	D/2N4416	FET			DL	151-1094-00			FET, N-Channel			TC
151-1036-00	A	D/2N4393	FET, N-Channel			CR	151-1095-00		2SA772	FET, N-Channel			SC
151-1036-01	X	SU2351	FET, N-Channel	Line 1	7-3	DL	151-1096-00		2SC922	NPN, Si	Line 1	7-4	SC
151-1036-02		SU2351	FET, N-Channel			TC	151-1097-00	A	SF88010	FET, P-Channel			CR
151-1037-00	A	D/2N3684	FET, N-Channel			CR	151-1097-01		SF88010	FET, Si			PP
151-1038-00		2SK12	FET			CS	151-1098-00	N	CR585DC	FET, N-Channel	Gr E, Ln 7	7-8	CR
151-1039-00	A	2N5462	FET, P-Channel	Gr B, Ln 4	7-6	CR	151-1099-00	A	Die Form	FET, N-Channel			CR
151-1039-01	X	Selected	FET, P-Channel			DL	151-1099-01	A	Inspected	FET, N-Channel			CR
151-1039-02	A	Screened	FET, P-Channel			PP	151-1100-00	A	D/2N5397	FET, N-Channel	Gr E, Ln 8	7-8	CR
151-1040-00	X	3N140	FET, N-Channel			CR	151-1100-01	A	D/2N5397	FET, N-Channel			CR
151-1041-00	A	D/2N3822	FET, N-Channel	Gr D, Ln 2	7-7	CR	151-1100-02	A	Preconditioned	FET, N-Channel			CR
151-1042-00	A	2N5454	FET, N-Channel			CR	151-1101-00	X	2N5565	FET, N-Channel			NP
151-1042-01	A	Selected	FET, N-Channel	Gr A, Ln 2	8-18	CR	151-1102-00	A	U431	FET, N-Channel	Gr F, Ln 2	7-4	CR
151-1042-02	A	Mtchd & Chkd	Fet, N-Channel			CR	151-1103-00	A	SD210EE	FET, N-Channel			CR
151-1043-00			NPN, Si			CS	151-1104-00	X	CR702DB	FET, N-Channel			CS
151-1044-00	A	2N3955	FET, N-Channel			CS	151-1105-00	X	DN1567	FET, N-Channel	Line 3	7-4	CR
151-1045-00	A	2N5460	FET, P-Channel	Line 2	7-3	CR	151-1107-00	X	2N4391	FET, N-Channel			CR
151-1046-00	A	FD1607	FET, N-Channel	Gr C, Ln 3	7-7	CS	151-1108-00	A	VMP22	FET, N-Channel	Line 17	7-2	CR
151-1047-00	A	FD1623	FET, N-Channel	Gr A, Ln 3	7-6	CR	151-1109-00	A	SKA3789	FET, P-Channel			CR
151-1048-00	N	UC400	FET, P-Channel	Gr A, Ln 4	7-10	CR	151-1110-00	A	2N5434	FET, N-Channel			CR
151-1049-00	A	D/2N3822	FET, N-Channel			CR	151-1111-00		2SK43-2	FET, N-Channel			SC
151-1049-01	A	Checked	FET, N-Chan, Dual			CR	151-1112-00		2SK97-1	FET, Dual			SC

TRANSISTOR CROSS REFERENCE INDEX (CONT)

TEK PART NUMBER TO VENDOR NUMBER

PART NUMBER	** ND	JEDEC OR VENDOR NUMBER	TYPE (CATALOG SECTION)	INDEX CHARACTER	PAGE NO.	§§ ST	PART NUMBER	** ND	BASE P.N./ VENDOR NUMBER	TYPE (CATALOG SECTION)	INDEX CHARACTER	PAGE NO.	§§ ST
151-1112-01		2SK972	FET, N-Channel			SC	153-0501-00	X					OB
151-1113-00	N	2N4397	FET, N-Channel		7-11	CR	153-0502-00	X					NP
151-1114-00		N13T1	FET			SC	153-0503-00	X					DL
151-1115-00	N	SF93007	FET, N-Channel	Gr E, Ln 9	7-8	CR	153-0504-00	X					DL
151-1116-00		2SK18A-Y	FET, N-Channel			SC	153-0505-00	X					NP
151-1117-00	A	MD1000	FET, N-Channel	Gr F, Ln 3	7-8	CR	153-0506-00	X					NP
151-1118-00		SU2603	FET, N-Channel			TC	153-0507-00	X					NP
151-1118-01		SU2603	FET, N-Channel			TC	153-0508-00	X					NP
151-1119-00	A	ITS4000	FET, N-Channel	Line 4	7-4	CR	153-0509-00	X					NP
151-1120-00	A	VP0106	FET, P-Channel	Line 2	7-5	CR	153-0510-00	X					NP
151-1121-00	A	VN-3	FET, N-Channel	Line 5	7-4	CR	153-0511-00	N	151-0031-00	Selected			OB
151-1122-00	N	FD1865	FET, N-Channel			PP	153-0512-00	X					NP
151-1123-00	X	2N4220	FET, N-Channel		7-11	PP	153-0513-00	X					NP
151-1124-00	A	J300	FET, N-Channel	Line 18	7-2	CR	153-0514-00	X					NP
151-1125-00		SU2603	FET, N-Channel			TC	153-0515-00	X					OB
151-1125-01		SU2603	FET, N-Channel			TC	153-0516-00	X					OB
151-1126-00		2SK97-2	FET, N-Channel			DL	153-0517-00	X					NP
151-1127-00	A	VN02	FET, N-Channel	Line 6	7-4	CR	153-0518-00	X					OB
151-1128-00	A	IRF9523	FET, P-Channel	Line 3	7-5	CR	153-0519-00	X					DL
151-1129-00		2SC2827	NPN, Si			SC	153-0520-00	N	151-0010-00	Selected			OB
151-1130-00	A	VN12A4T5	FET, N-Channel	Line 7	7-4	OB	153-0521-00	N	151-0096-00	Selected			OB
151-1131-00	N	FN4582	FET, N-Channel		7-11	CR	153-0522-00	N	151-0103-00	Selected			OB
151-1132-00	N	F2968	FET, N-Channel		7-11	DL	153-0523-00	X					CS
151-1133-00	N	FN4579	FET, N-Channel		7-11	CR	153-0524-00	N	151-0121-00	Matched & Checked			NP
151-1134-00	N	FN4594, F2972	FET, N-Channel		7-11	CR	153-0525-00	N	151-0120-00	Matched & Checked		8-20	CS
151-1135-00		2SK113-Y	FET, N-Channel			SC	153-0526-00	N	151-0127-01	Matched & Checked		8-20	CS
151-1136-00	A	IRF530	FET, N-Channel	Line 8	7-4	CR	153-0527-00	N	151-0108-01	Matched & Checked		8-20	CS
151-1137-00	A	IRF630	FET, N-Channel			DL	153-0528-00	N	151-0103-00	Selected		8-18	CR
151-1138-00	N	XSD226CM/CK	FET, N-Channel		7-11	DL	153-0529-00	X					DL
151-1139-00		7A11	FET, Dual			CR	153-0530-00	N	151-0131-00	Selected		8-18	CR
151-1140-00		MPSA05/6	NPN, Si			DL	153-0531-00	X					NP
151-1141-00	A	STP3000	FET, N-Channel	Line 10	7-4	CR	153-0532-00	N	151-0130-00	Selected			NP
151-1142-00	N	SLD3733	FET, N-Channel	Line 11	7-4	PP	153-0533-00	N	151-0108-01	Selected			OB
151-1142-01		N13009BD	FET, N-Channel	Line 12	7-4	PP	153-0534-00	N	151-0103-00	Matched & Checked		8-20	CS
151-1143-00	N	SH116	FET, N-Channel	Line 13	7-4	PP	153-0535-00	N	151-0133-00	Matched & Checked		8-20	CS
151-1143-01			FET, N-Channel	Line 14	7-4	PP	153-0536-00	N	151-0150-00	Matched & Checked		8-20	CS
151-1144-00	A	NH0167C	FET, N-Channel	Gr D, Ln 4	7-7	CR	153-0537-00	N	151-0142-00	Selected		8-19	CR
151-1145-00	A	SLD4217	FET, N-Channel	Gr E, Ln 10	7-8	PP	153-0538-00	N	151-0108-01	Matched & Checked			OB
151-1146-00	A	2N4416 DIE	FET, N-Channel	Line 19	7-2	CR	153-0539-00	N	151-0103-00	Selected		8-19	CS
151-1146-01		2N4416, P1td	FET, N-Channel			PP	153-0540-00	X					DL
151-1147-00	A	MPT564	FET, N-Channel	Line 15	7-4	PP	153-0541-00	X					NP
151-1148-00	N	U310	FET, N-Channel	Line 20	7-2	PP	153-0542-00	N	151-0108-01	Selected			OT
151-1149-00		2SK121-3	FET			SC	153-0543-00	N	151-0108-01	Selected		8-19	OB
151-1150-00		VN02	FET, N-Channel	Line 16	7-4	CR	153-0544-00	N	151-0190-00	Selected			OB
151-1151-00		IRF710/MPT3N40	FET, N-Channel	Line 17	7-4	PP	153-0545-00	N	151-0108-01	Selected		8-19	OT
151-1152-00		IRF820/MPT475	FET, N-Channel	Line 18	7-4	CR	153-0546-00	N	151-0230-00	Selected		8-19	CS
151-1153-00		TRFS31	FET, N-Channel			SC	153-0547-00	N	151-0198-01	Matched & Checked		8-20	CR
151-1154-00			FET, N-Channel			SC	153-0548-00	N	151-0124-00	Matched & Checked		8-20	CR
151-1155-00			FET, N-Channel			SC	153-0549-00	N	151-1005-00	Matched & Checked		8-20	CR
151-1156-00			NPN, Si			SC	153-0551-00	N	151-1012-00	Matched & Checked			OB
							153-0552-00	N					CS
							153-0552-01	N	151-0225-00	Matched & Checked		8-20	CS
									151-0417-00				
									200-0781-01				
							153-0553-00	N	151-0142-00	Matched & Checked		8-20	CS
									151-0282-00				
									214-0818-01				
							153-0554-00	X					NP
							153-0554-01	X					DL
							153-0555-00	N	151-0133-00	Selected		8-19	CS
							153-0556-01	N	151-0108-01	Matched & Checked		8-20	LR
							153-0557-00	N	151-0190-00	Selected		8-19	CR
							153-0558-00	N	151-0188-00	Matched & Checked		8-20	CR
							153-0559-00	N	Mtchd 2N4416	FET (Dual & Pr)	Gr D, Ln 5	7-7	CR
							153-0560-00	N	151-0131-00	Selected		8-19	CR
							153-0561-00	N	151-1022-00	Matched & Checked		8-20	CS
							153-0562-00	N					IN
							153-0563-00	N	151-1006-00	Selected		8-19	CS
							153-0564-00	N					DL
							153-0565-00	N	151-0190-02	Matched & Checked		8-20	CR
							153-0566-00	N	151-0202-00	Matched & Checked		8-21	CR
							153-0567-00	X					DL
							153-0568-00	X					NP
							153-0569-00	N	151-0252-00	Matched & Checked		8-21	CS
							153-0570-00	N	151-1005-00	Matched & Checked		8-21	CR
							153-0571-00	N					NP
							153-0573-00	N	151-1027-00	Matched & Checked			OB

§§ STATUS CODES

CR	Current Production
EN	Engineering
PP	Pre-Production
CS	Customer Service
NP	Non-Production
DL	Deleted
OB	Obsolete Instrument
CM	Custom Mod Instrument
DS	Digital Systems
OT	Obsolescent Instrument
MP	Modified Part
LR	Last Supply Current
LS	Last Supply Customer Service
VN	Vendor
TC	Telequipment Current Production
IN	International
SC	Sony/Tek Current Production

THE STATUS IN THIS CATALOG WAS CORRECT AT THE TIME IT WAS PUBLISHED, BUT IT IS SUBJECT TO CHANGE.

TO USE A PART WITH THIS STATUS ON A NEW INSTRUMENT REQUIRES THAT A NEW PURCHASED PART INITIATION FORM (PPIF) BE INITIATED.

(A GLOSSARY OF TERMS FOR THESE STATUS CODES CAN BE FOUND ON PAGE 0-44).

** FOR NEW DESIGN CODES, SEE PAGE 9-26.

TRANSISTOR CROSS REFERENCE INDEX (CONT)

TEK PART NUMBER TO VENDOR NUMBER

PART NUMBER	**ND	BASE P.N./ VENDOR NUMBER	TYPE (CATALOG SECTION)	INDEX CHARACTER	PAGE NO.	§§ ST	PART NUMBER	**ND	BASE P.N./ VENDOR NUMBER	TYPE (CATALOG SECTION)	INDEX CHARACTER	PAGE NO.	§§ ST
153-0574-00	N	151-0103-00	Matched & Checked		8-21	CR	153-0623-00	N	151-0233-00	Matched & Checked		8-22	CR
153-0575-00	N	151-0224-00	Matched & Checked		8-21	CR	153-0624-00	N	151-0271-00	Matched & Checked		8-22	CR
153-0576-00	N	151-0124-00	Matched & Checked		8-21	CR	153-0625-00	N	151-0427-00	Matched & Checked			CR
153-0577-00	N	151-0225-00	Matched & Checked		8-21	CS			214-1916-00				
153-0578-00	X					DL							
153-0579-00	X					DL	153-0626-00	N	151-0423-00	Matched & Checked			CS
153-0580-00	N	151-0202-00	Matched & Checked			OB	153-0627-00	N	151-0462-00	Matched & Checked		8-22	CR
		151-0212-00					153-0628-00	N	151-0464-00	Selected		8-19	CR
		200-0945-02					153-0629-00	N	151-0410-00	Matched & Checked		8-22	CR
		200-0945-03					153-0630-00	N	151-0462-00	Selected		8-19	CR
		211-0001-00											
153-0581-00	N	151-0190-00	Matched & Ch-cked			OB	153-0631-00	N	151-0441-00	Matched & Checked		8-22	CR
151-0582-00	N	S2114	Matched			CR	153-0632-00	N					CR
151-0583-00	N	151-0225-00	Selected		8-19	CR	153-0633-00	N	151-0282-00	Matched & Checked		8-22	CR
153-0584-00	N	151-0230-00	Matched & Checked		8-21	CS	153-0634-00			Matched & Checked			IN
153-0585-00	X					DL	153-0635-00			Matched & Checked			IN
153-0586-00	N	151-0188-00	Matched & Checked		8-21	CR	153-0636-00	N					CR
153-0587-00	N	151-0190-02	Matched & Checked		8-21	CR	153-0637-00	X					NP
153-0588-00	N	151-0225-00	Selected		8-19	CR	153-0638-00	X					NP
153-0589-00	N	151-0330-00	Matched & Checked		8-21	CS	153-0639-00	X					CR
153-0590-00	N	151-0121-00	Matched & Checked		8-21	CS	153-0640-00	X					NP
		151-0272-00											
		200-1153-00					153-0641-00	X					DL
		200-1155-00					153-0642-00	N	151-0354-00	Selected		8-19	CR
		211-0062-00					153-0643-00	X					DL
153-0591-00	N	151-0212-00	Matched & Checked		8-21	CR	153-0644-00	N	151-0271-00	Matched & Checked			NP
153-0592-00	N	151-0083-00	Selected			NP	153-0645-00	N	151-0271-00	Matched & Checked			NP
153-0593-00	N	151-0150-00	Selected		8-19	CS	153-0646-00	N	151-0190-00	Selected			CS
153-0594-00	N	151-0206-00	Matched & Checked		8-21	CR	153-0647-00	N	151-0188-00	Selected		8-19	CS
153-0595-00	N	151-0225-00	Matched & Checked		8-21	CR	153-0648-00	X					NP
153-0596-00	N	151-0225-00	Matched & Checked		8-21	CR	153-0649-00	N	151-0426-01	Matched & Checked		8-22	CR
153-0597-00	N	151-0221-00	Matched & Checked		8-21	CR	153-0650-00	N	151-0447-00	Matched & Checked		8-23	CR
153-0597-01	N	151-0221-00	Matched & Checked		8-21	CR							
153-0598-00	X					NP	153-0651-00	N					CR
153-0599-00	X					OB	153-0652-00	N	151-0679-00	Selected		8-19	CS
						CS	153-0653-00	N	151-0271-00	Matched & Checked		8-23	CR
153-0600-00	N					NP	153-0654-00	N	151-0712-00	Matched & Checked		8-23	PP
153-0600-01	X					NP	153-0655-00	N	151-0223-05	Matched & Checked		8-23	PP
153-0601-00	N					NP			200-0945-00				
153-0602-00	N	151-0192-00	Matched & Checked		8-21	CR			200-0945-01				
153-0603-01	N	151-0367-00	Matched & Checked		8-21	CR							
		214-0973-00											
153-0604-00	X					NP	156-0048-00	A	CA3046	Arrays		6-23	CR
153-0605-00	N	151-0367-00	Selected		8-19	CS	156-0048-01	A	CA3046	Checked		6-23	CR
153-0606-00	N	151-0221-00	Matched & Checked		8-22	CR	156-0048-02	N	CA3046	Checked		6-23	CR
		151-0271-00					156-0048-03	N	CA3046	Selected		6-23	CR
153-0607-00	N	151-1032-00	Matched & Checked		8-22	CR	156-0065-00	N	CA3045	Arrays		6-23	CR
153-0608-00	X	151-0188-00	Matched & Checked			DL	156-0065-01	N	CA3045	Arrays		6-23	CR
153-0609-00	N	151-0271-00	Matched & Checked		8-22	CR	156-0068-00	N	CA3046	Arrays		6-23	CR
153-0610-00	N	151-0221-00	Matched & Checked		8-22	CR	156-0197-00	A	CA3086	Arrays		6-23	CR
		214-0973-00					156-0197-01	N	CA3086	Checked		6-23	CR
153-0610-01	N	151-0325-00	Matched & Checked			DL	156-0197-03	N	CA3086	Checked		6-23	CR
153-0610-02	N	151-0221-06	Matched & Checked		8-22	CR	156-0259-00	A	CA3083	Arrays		6-23	CR
		214-0973-00					156-0259-01	N	CA3083	Selected		6-23	CR
153-0610-03	N	151-0221-06	Matched & Checked		8-22	MP	156-0259-02	N	CA3083	Selected		6-23	CR
		200-0945-00					156-0281-00	A	CA3724G	Arrays		6-23	CR
		200-0945-01					156-0355-00	A	CA3081	Arrays		6-23	CR
153-0611-00	N	151-0436-00	Matched & Checked		8-22	CS	156-0534-00	A	CA3102	Arrays		6-23	CR
153-0612-00	N	151-0192-00	Matched & Checked		8-22	CS	156-0534-01	N	CA3102	Screened		6-23	CR
		151-0410-00					156-0901-00	A	CA3060	Arrays		6-23	CR
		200-0945-03					156-1163-00	A	MPQ2907	Arrays		6-23	CR
		200-0945-04					156-1190-00	A	CA3082	Arrays		6-23	CR
		211-0001-00											
153-0612-01	N	151-0192-00	Matched & Checked			NP	156-1245-00	A	ULN2003	Arrays		6-23	CR
		151-0410-00					156-1294-00	A	CA3127E	Arrays		6-23	CR
		200-0715-00					156-1303-00	A	SC5008	Arrays		6-23	CR
153-0612-02	N	151-0188-00	Matched & Checked		8-22	CR	156-1303-01	N	SD5000	Screened		6-23	CR
		151-0190-00					156-1349-00	N	CA3054	Arrays		6-23	CR
		200-0715-00											
153-0613-00	N	151-0108-01	Matched & Checked		8-22	CR	156-1349-01	N	CA3054	Screened		6-23	CR
153-0614-00	N	151-0288-00	Selected		8-19	CR	156-1381-00	A	CA3096AE	Arrays		6-23	CR
153-0615-00	N		Matched & Checked			CR	156-1450-00	A	CA3141E	Arrays		6-23	CR
153-0616-00	X					DL	156-1527-00	A	CA3183	Arrays		6-23	CR
153-0617-00	N		Matched & Checked			IN	156-1533-00	A	SD5002CM	Arrays		6-23	CR
153-0618-00	N	151-1025-00	Matched & Checked		8-22	CR	156-1569-00	A	MHZ3467	Arrays		6-23	CR
153-0619-00	N	151-1078-00	Matched & Checked		8-22	CR							
153-0621-00	N	151-0484-00	Matched & Checked		8-22	CR							
153-0622-00	X					DL							

TRANSISTORS (CONT)

JEDEC TO TEK PART NUMBER INDEX

JEDEC NUMBER	PART NUMBER	JEDEC NUMBER	PART NUMBER	JEDEC NUMBER	PART NUMBER	JEDEC NUMBER	PART NUMBER
2N138	151-1030-00	2N1143	151-0067-00	2N2369	151-0457-00	2N3440	151-0150-01
2N140	151-1040-00	2N1195 Fmly	151-0130-00	2NC2369	151-0649-00	2N3440	151-0196-00
2N169A	151-0033-00	2N1225	151-0084-00	2NC2369	151-0649-01	2N3441 Fmly	151-0149-00
2N204	151-0028-00	2N1226	151-0091-00	2N2369 Fmly	151-0704-00	2N3441	151-0149-01
2N212	151-0005-00	2N1302	151-0040-00	2N2375	151-0025-00	2N3442	151-0209-00
2N214	151-0004-00	2N1302 Fmly	151-0238-00	2N2375	151-0106-00	2N3478	151-0173-00
2N250	151-0018-00	2N1303	151-0041-00	2N2475 Fmly	151-0120-00	2N3495S Fmly	151-0214-00
2N270	151-0007-00	2N1304 Fmly	151-0069-00	2N2475 Fmly	151-0120-01	2N3495	151-0270-00
2N277	151-0002-00	2N1305	151-0071-00	2N2475 Fmly	151-0120-02	2N3495	151-0270-02
2N291	151-0232-00	2N1307	151-0182-00	2N2475 Fmly	151-0120-03	2N3499	151-0200-00
2N301	151-0001-00	2N1308 Fmly	151-0072-00	2N2484 Fmly	151-0126-00	2N3500 Fmly	151-0121-00
2N301S	151-0009-00	2N1377	151-0070-00	2N2484 Fmly	151-0126-01	2N3501 Fmly	151-0124-00
2N307	151-0014-00	2N1378	151-0042-00	D/2N2484	151-0308-00	2N3501 Fmly	151-0124-02
2N307A	151-0006-00	2N1381	151-0039-00	2N2501 Fmly	151-0108-00	2N3501 Fmly	151-0274-00
2N3336	151-0074-00	2N1384	151-0116-00	2N2501 Fmly	151-0108-01	2N3501	151-0274-01
2N373	151-0017-00	2N1429	151-0079-00	2N2605	151-0381-00	2N3503 Fmly	151-0124-03
2N394	151-0051-00	2N1478	151-0050-00	2N2635	151-0135-00	2N3503	151-0124-04
2N398A	151-0055-00	2N1488 Fmly	151-0113-00	2N2644	151-0236-00	2N3528	151-0214-00
2N404	151-0010-00	2N1489 Fmly	151-0112-00	2N2654 Fmly	151-0063-01	2N3553	151-0338-00
2N407	151-0003-00	2N1504	151-0245-00	2N2857 Fmly	151-0138-00	2N3563 Fmly	151-0225-00
2N447A	151-0020-00	2N1516	151-0015-00	2N2857	151-0751-00	2N3563	151-0259-00
2N469A	151-0053-00	2N1517	151-0031-00	D/2N2857	151-0267-00	2N3563 Fmly	151-0427-00
2N478	151-0029-00	2N1529	151-0046-00	2N2905 Fmly	151-0087-00	2N3563	151-0259-00
2N499	151-0023-00	2N1529	151-0046-01	2N2905A	151-0134-01	2N3563 Fmly	151-0427-00
2N511	151-0043-00	2N1545	151-0060-00	2N2905A	151-0134-02	2N3563	153-0595-00
2N544	151-0008-00	2N1564	151-0245-00	2N2907A Fmly	151-0164-00	2N3563	153-0596-00
2N544S	151-0045-01	2N1592	151-0035-00	2N2907A	151-0301-00	2N3563	151-0341-00
2N554	151-0034-00	2N1631	151-0047-00	2N2907	151-0307-00	2N3565 Fmly	151-0432-00
2N588	151-0024-00	2N1632	151-0048-00	2N2913 Fmly	151-0104-00	2N3565	151-0384-00
2N591	151-0019-00	2N1637S	151-0045-00	2N2918	151-0232-00	2N3572 Fmly	151-0212-01
2N597	151-0021-00	2N1637	151-0284-00	2N2918	151-0232-03	2N3584 Fmly	151-0210-00
2N597	151-0021-01	2N1700	151-0066-00	2N2923 Fmly	151-0153-00	2N3584 Fmly	151-0316-00
2N599	151-0022-00	2N1701	151-0125-00	2N2923	151-0166-00	2N3584	151-0316-01
2N601	151-0036-00	2N1743	151-0144-00	2N2924 Fmly	151-0154-00	2N3585 Fmly	151-0241-00
2N636	151-0038-00	2N1744	151-0145-00	2N2925 Fmly	151-0155-00	2N3605 Fmly	151-0159-00
2N636	151-0049-00	2N1745	151-0146-00	2N2926	151-0156-00	2N3614 Fmly	151-0165-00
2N636	151-0052-00	2N1747	151-0147-00	2N2929 Fmly	151-0185-00	2N3638	151-0397-00
2N636A	151-0068-00	2N1749	151-0081-00	2N2996	151-0143-00	2N3640	151-0199-00
2N636	151-0068-01	2N1754 Fmly	151-0054-00	2N3013	151-0382-00	2N3640	151-0199-01
2N640	151-0045-02	2N1893 Fmly	151-0096-00	2N3053 Fmly	151-0136-00	2N3640	151-0199-02
2N647	151-0030-00	2N1899 Fmly	151-0163-00	2N3053 Fmly	151-0136-01	2N3640	151-0199-03
2N650	151-0064-00	2N1905	151-0057-00	2N3053 Fmly	151-0136-03	2N3640	151-0199-04
2N671	151-0012-00	2N1990U	151-0257-00	2N3055H Fmly	151-0140-00	2N3646	151-0393-00
2N675	151-0037-00	2N1991	151-0065-00	2N3055	151-0140-01	2N3662	151-0175-00
2N695 Fmly	151-0032-00	2N1997	151-0078-00	2N3055 Fmly	151-0140-02	2N3669	151-0507-00
2N696	151-0152-00	2N2043	151-0093-00	2N3055H Fmly	151-0336-01	2N3669	151-0507-01
2N700	151-0088-00	2N2048	151-0076-00	2N3055	151-0336-01	D/2N3684 Fmly	151-1007-00
2N700 Fmly	151-0027-00	2N2137A	151-0101-00	2N3055H Fmly	151-0337-01	2N3684 Fmly	151-1037-00
2N700 Fmly	151-0027-01	2N2140	151-0128-00	2N3055	151-0433-00	2N3684 Fmly	151-1044-00
2N705	151-0044-00	2N2147	151-0170-00	2N3137 Fmly	151-0016-00	D/2N3684 Fmly	151-1047-00
2N706	151-0080-00	2N2148	151-0137-00	2N3137 Fmly	151-0160-00	D/2N3684 Fmly	151-1049-00
2N711A	151-0092-00	2N2156	151-0132-00	2N3137	151-0339-00	D/2N3684 Fmly	151-1054-00
2N741	151-0085-00	2N2191	151-0100-00	2N3228	151-0505-00	2N3692	151-0224-01
2N769	151-0075-00	2N2192 Fmly	151-0183-00	2N3228	151-0520-00	2N3692	151-0224-02
2N797	151-0077-00	2N2192	151-0183-01	2N3251	151-0133-00	2N3702	151-0244-00
2N835	151-0094-00	2N2207	151-0063-00	2N3251	151-0133-01	2N3716	151-0633-00
2N916	151-0177-00	2N2207	151-0129-00	2N3251	151-0133-02	2N3722 Fmly	151-0604-00
2N918 Fmly	151-0109-00	2N2207 Fmly	151-0187-00	2N3251	151-0133-03	2N3725	151-0655-00
2N918 Fmly	151-0109-01	2N2218	151-0090-00	2N3251 Fmly	151-0188-01	2N3739	151-0201-00
2N918	151-0139-01	2N2218 Fmly	151-0310-00	2N3251 Fmly	151-0188-03	2N3741	151-0227-00
D2N918 Fmly	151-0139-00	2N2219 Fmly	151-0099-00	2N3251 Fmly	151-0289-00	2N3767 Fmly	151-0226-00
2N918	151-0705-00	2N2219A	151-0103-00	2N3251A	151-0383-00	2N3771	151-0275-00
2N929 Fmly	151-0151-00	2N2219F	151-0103-01	2N3251	151-0459-00	2N3773 Fmly	151-0291-00
2N955 Fmly	151-0086-00	2N2219A	151-0103-02	2N3251	151-0459-01	2N3773 Fmly	151-0487-00
2N955	151-0097-00	2N2219	151-0309-00	2N3251	151-0161-00	2N3791	151-0644-00
2N962	151-0089-00	2N2218A	151-0310-00	2N3284	151-0178-00	2N3808 Fmly	151-0261-01
2N964 Fmly	151-0083-00	2N2222A	151-0302-00	2N3308 Fmly	151-0178-00	2N3808	151-0261-01
2N964 Fmly	151-0131-00	2N2222A	151-0302-01	2N3324	151-0162-00	D/2N3822 Fmly	151-1010-00
2N964	151-0131-01	2N2222A	151-0302-02	2N3403	151-0174-00	D/2N3822 Fmly	151-1011-00
2N967	151-0107-00	D/2N2222A	151-0309-01	2N3403	151-0193-00	D/2N3822 Fmly	151-1011-01
2N976	151-0123-00	2N2339	151-0118-00	2N3409 Fmly	151-0176-00	D/2N3822 Fmly	151-1029-00
2N1102	151-0026-00	2N2369 Fmly	151-0127-00	2N3415 Fmly	151-0207-00	D/2N3822 Fmly	151-1041-00
2N1126	151-0013-00	2N2369 Fmly	151-0127-01	2N3439	151-0169-00	D/2N3822 Fmly	151-1049-00
2N1131	151-0119-00	2N2369 Fmly	151-0127-02	2N3440 Fmly	151-0150-00		
2N1142	151-0115-00	2N2369 Fmly	151-0127-04				

TRANSISTORS (CONT)

JEDEC TO TEK PART NUMBER INDEX

JEDEC NUMBER	PART NUMBER
D/2N3822 Fmly	151-1049-01
D/2N3822 Fmly	151-1050-00
D/2N3822 Fmly	151-1057-00
D/2N3822 Fmly	151-1073-00
D/2N3822 Fmly	151-1081-00
2N3829	151-0398-00
2N3854A	151-0638-00
2N3866 Fmly	151-0211-00
2N3866 Fmly	151-0446-00
2N3877	151-0179-00
2N3896	151-0526-00
2N3902 Fmly	151-0266-00
2N3904	151-0190-00
2N3904	151-0190-01
2N3904	151-0190-02
2N3904	151-0190-03
2N3904	151-0190-04
2N3904	150-0190-05
2N3904	151-0190-06
2N3904	151-0190-07
2N3904 Fmly	151-0224-00
2N3904 Fmly	151-0706-00
2N3906	151-0188-00
2N3906	151-0188-02
2N3906 Fmly	151-0220-00
2N3906	151-0220-01
2N3906	151-0220-02
2N3906 Fmly	151-0220-03
2N3906	151-0220-04
2N3906	151-0220-05
2N3923 Fmly	151-0407-00
2N3923 Fmly	151-0407-01
2N3923 Fmly	151-0407-02
2N3933 Fmly	151-0277-00
2N3933 Fmly	151-0283-00
2N3947	151-0460-00
2N3955	151-1044-00
2N3958 Fmly	151-1054-00
2N3958 Fmly	151-1054-01
2N3958 Fmly	151-1054-02
2N3959 Fmly	151-0189-00
2N3959 Fmly	151-0193-00
2N3959	151-0194-00
2N3959 Fmly	151-0205-00
D/2N3959 Fmly	151-0461-00
2N3959	151-0461-01
2N4036 Fmly	151-0208-00
2N4036	151-0208-01
2N4036 Fmly	151-0208-02
2N4036	151-0208-03
2N4036	151-0208-04
2N4063	151-0240-00
2N4080 Fmly	151-0215-00
2N4091	151-1021-02
2N4103	151-0511-00
2N4111	151-0239-00
2N4117A	151-1085-00
2N4122	151-0493-00
2N4124	151-0192-00
2N4124	151-0192-03
2N4208	151-0458-00
2N4220	151-1014-00
2N4220	151-1123-00
2N4240	151-0251-00
2N4249 Fmly	151-0342-00
2N4249	151-0342-01
2N4250	151-0219-00
2N4251 Fmly	151-0213-00
2N4251 Fmly	151-0222-00
2N4258	151-0221-00
2N4258	151-0221-01
2N4258	151-0221-02
2N4258	151-0221-03
2N4258	151-0221-04
2N4258	151-0221-05

JEDEC NUMBER	PART NUMBER
2N4258 Fmly	151-0325-00
2N4258 Fmly	151-0325-01
2N4258	151-0327-00
2N4261 Fmly	151-0202-00
2N4261 Fmly	151-0271-00
D/2N4261 Fmly	151-0272-00
2N4261 Fmly	151-0294-00
2N4261 Fmly	151-0434-00
2N4261	151-0434-01
2N4261	151-0434-02
2N4275	151-0223-02
2N4275	151-0223-03
2N4302 Fmly	151-1004-00
2N4303 Fmly	151-1005-00
2N4303	151-1005-02
2N4303 Fmly	151-1015-00
2N4304 Fmly	151-1006-00
2N4304 Fmly	151-1016-00
2N4304 Fmly	151-1026-00
2N4340	151-1068-00
2N4348 Fmly	151-0218-00
2N4352 Fmly	151-1024-00
2N4391 Fmly	151-1021-00
2N4391 Fmly	151-1021-01
2N4391 Fmly	151-1064-00
2N4391 Fmly	151-1064-01
D/2N4391	151-1107-00
2N4392 Fmly	151-1022-00
D/2N4393 Fmly	151-1027-00
D/2N4393 Fmly	151-1036-00
D/2N4393 Fmly	151-1046-00
2N4393 Fmly	151-1078-00
D/2N4393	151-1101-00
2N4401	151-0736-00
2N4416 Fmly	151-1012-00
2N4416 Fmly	151-1025-00
2N4416 Fmly	151-1025-01
D/2N4416 Fmly	151-1031-00
D/2N4416	151-1035-00
D/2N4416 Fmly	151-1042-00
D/2N4416	151-1070-00
2N4416 DIE	151-1146-00
D/24416	153-0559-00
2N4417	151-1023-00
D/2N4417	151-1034-00
2N4441	151-0515-00
2N4800	151-1065-00
2N4851	151-0504-00
2N4851	151-0504-01
2N4852	151-0510-00
2N4853	151-0513-00
2N4854	151-0287-00
2N4888 Fmly	151-0228-00
2N4888 Fmly	151-0228-01
2N4890	151-0235-00
2N4890 Fmly	151-0322-00
2N4890 Fmly	151-0389-00
2N4895	151-0290-00
2N4898	151-0312-00
2N4905	151-0258-00
2N4916	151-0396-00
2N4931	151-0280-00
2N4931	151-0280-01
2N5039	151-0603-00
2N5060	151-0503-00
2N5063	151-0519-00
2N5087	151-0276-00
2N5087 Fmly	151-0453-00
2N5088	151-0195-00
2N5088	151-0639-00
2N5109 Fmly	151-0451-00
2N5109 Fmly	151-0451-01
2N5139	151-0395-00
2N5160 Fmly	151-0285-00
2N5160	151-0285-01

JEDEC NUMBER	PART NUMBER
2N5160	151-0682-00
2N5160	151-0682-01
2N5179	151-0282-00
2N5179 Fmly	151-0441-00
2N5179 Fmly	151-0441-01
2N5179 Fmly	151-0441-03
2N5179 Fmly	151-0662-00
2N5189	151-0260-01
2N5191	151-0400-00
2N5239	151-0315-00
2N5245 Fmly	151-1025-00
2N5245 Fmly	151-1070-00
2N5249 Fmly	151-0273-00
2N5294 Fmly	151-0262-00
2N5305 Fmly	151-0281-00
2N5308 Fmly	151-0253-00
2N5308 Fmly	151-0253-01
2N5308	151-0254-00
2N5308	151-0254-01
D/2N5393 Fmly	151-1029-00
D/2N5397	151-0082-00
D/2N5397	151-0099-00
D/2N5397 Fmly	151-1032-00
D/2N5397 Fmly	151-1032-01
D/2N5397 Fmly	151-1032-02
D/2N5397 Fmly	151-1058-00
D/2N5397 Fmly	151-1071-00
D/2N5397 Fmly	151-1090-00
D/2N5397	151-1100-00
2N5401	151-0350-00
2N5401	151-0350-01
2N5401	151-0350-02
2N5401	151-0372-00
2N5401 Fmly	151-0406-00
2N5401 Fmly	151-0406-01
2N5401 Fmly	151-0406-02
2N5416-17	151-0385-00
2N5434	151-1110-00
2N5454 Fmly	151-1042-00
2N5454 Fmly	151-1042-01
2N5454 Fmly	151-1042-02
2N5460	151-1045-00
2N5461	151-1109-00
2N5462	151-1039-00
2N5462	151-1039-01
2N5551 Fmly	151-0250-00
2N5551 Fmly	151-0250-01
2N5551 Fmly	151-0347-00
2N5551	151-0624-00
2N5565	151-1011-00
2N5565	151-1011-01
2N5583 Fmly	151-0450-00
2N5583 Fmly	151-0450-01
2N5652	151-0330-00
2N5758	151-0485-00
2N5769 Fmly	151-0223-00
2N5769 Fmly	151-0223-01
2N5769	151-0424-00
2N5769	151-0424-01
2N5769	151-0424-02
2N5769	151-0424-03
2N5769 Fmly	151-0437-00
2N5770	151-0471-00
2N5771	151-0221-00
2N5836 Fmly	151-0448-00
2N5841 Fmly	151-0298-00
2N5841 Fmly	151-0447-00
2N5859	151-0260-00
2N5859	151-0260-02
2N5908	151-1077-00
2N5912	151-1091-00
2N5943 Fmly	151-0411-00
2N5947	151-0474-00
2N5956 Fmly	151-0299-00

JEDEC NUMBER	PART NUMBER
2N5962 Fmly	151-0455-00
2N5962 Fmly	151-0456-00
2N5962 Fmly	151-0484-00
2N6027	151-0508-00
2N6027	151-0516-00
2N6027	151-1033-00
2N6041	151-0657-00
2N6044	151-0656-00
2N6085 Fmly	151-0236-00
2N6101	151-0363-00
2N6227	151-0419-00
2N6241	151-0527-00
2N6256	151-0617-00
2N6304 Fmly	151-0212-00
2N6258	151-0413-00
2N6304 Fmly	151-0442-00
2N6304 Fmly	151-0442-01
2N6308 Fmly	151-0368-00
2N6308 Fmly	151-0368-01
2N6308 Fmly	151-0368-02
2N6400	151-0528-00
2N6534	151-0653-00
2N6558	151-0615-00
2N6558	151-0615-01
2N6559	151-0693-00
2N6559	151-0693-01
2N6586 Fmly	151-0703-00
2N6591 Fmly	151-0728-00
2N48888	151-0357-00
3N83	151-0517-00
3N138	151-1030-00
3N140	151-1040-00
3N159 Fmly	151-1055-00
3N163	151-1067-00

TRANSISTORS (CONT)

MANUFACTURER PART NUMBER TO TEK PART NUMBER INDEX

MFG. PART NO.	TEK PART NO.	MFG. PART NO.	TEK PART NO.	MFG. PART NO.	TEK PART NO.	MFG. PART NO.	TEK PART NO.
A22	151-0342-00	CA3045	156-0065-00	DN1285	151-1082-00	FD1632	151-1050-00
A210	151-0288-00	CA3046	156-0048-00	DN1332	151-1077-00	FD1644	151-1054-00
A210	151-0329-00	CA3060	156-0901-00	DN1336	151-1034-00	FD1662	151-1057-00
A485	151-0300-00	CA3081	156-0355-00	DN1567	151-1105-00	FD1720	151-1073-00
A485	151-0212-00	CA3082	156-1190-00	DN1663	151-1036-00	FD1764	151-1054-01
A705	151-0346-01	CA3083	156-0259-00	DN1836	151-1029-00	FD1789	151-1031-00
A2607	151-0268-00	CA3086	156-0197-00	DN1882	151-1090-04	FD1865	151-1122-00
A2662	151-0288-00	CA3102	156-0534-00	DTG2400	151-0158-00	FD1867	151-1032-00
A2728	151-0300-00	CA3724G	156-0281-00	DTS402	151-0314-00	FD5017	151-1072-00
A2962	151-0449-00	CB203	151-0529-00	DTS411	151-0256-00	FD5018	151-1060-00
A5T3571	151-0402-00	CD2193	151-0448-00	DTS411	151-0256-01	FM3955	151-1044-00
A5T3571	151-0367-00	CD2357	151-0494-00	DTS721	151-0468-00	FMT4020	151-0608-00
A5T3571	151-0367-01	CD3921	151-0709-00	DTS1010	151-0454-00	FMT4225	151-0609-00
A5T4260	151-0369-00	CDQ10243	151-0096-00	D/UC210	151-1008-00	FMT4225	151-0609-01
A5T4260	151-0369-01	CDQ10662	151-0136-00	D/UC210	151-1009-00	FMT5092	151-0269-00
A5T4260	151-0369-02	CM7219	151-0180-00	D/UC400	151-1072-00	FMT5093	151-0472-00
A5T5058	151-0292-00	CR585DC	151-1098-00	D/UC4001	151-1060-00	FMX5032	151-0605-00
A5T5058	151-0292-01	CR702DB	151-1104-00	E112	151-1056-00	FN222	151-1001-00
A5T5058	151-0292-02	CS23214	151-0259-00	E309	151-1086-00	FN222	151-1001-01
A5T6450	151-1093-00	CS23366	151-0225-00	E421	151-1061-00	FN389	151-1014-00
A8T3702	151-0164-00	CS23382	151-0224-00	E1530	151-0310-01	FN390	151-1015-00
AF239	151-0161-00	CS23240	151-0159-00	E2269	151-1070-00	FN391	151-1016-00
B1182	151-0483-00	CS29015	151-0232-01	E2270	151-1059-00	FN684	151-1004-00
BC107	151-0326-00	CS29015	151-0249-00	E2364	151-1086-00	FN686	151-1006-00
BC107	151-0326-01	CT1200	151-0011-00	E6021	151-1066-00	FN742B	151-1020-00
BC109C	151-0317-00	D25	151-0281-00	E7026	151-1061-00	FN815	151-1021-00
BC109C	151-0317-01	D41E	151-0440-00	EP808	151-0358-00	FN1230	151-1026-00
BC208C	151-0492-00	D058C	151-0428-00	EP1425	151-0477-00	FN1234	151-1022-00
BC263C	151-0401-00	D075A	151-0408-00	EP1809	151-0368-00	FN1919	151-1001-00
BD131	151-0681-00	D078B	151-0409-00	EP2785	151-0660-00	FN1919	151-1001-01
BD238	151-0335-00	D102	151-0430-00	EP2970	151-0423-00	FN2742	151-1068-00
BD419	151-0692-00	D103	151-0416-00	EP8010	151-0606-00	FN3341	151-1085-00
BD437	151-0323-00	D156	151-0614-00	EP8106	151-0607-00	FN4535	151-1131-00
BD438	151-0324-00	D180	151-0627-00	EP9236	151-0633-00	FN4572	151-1021-02
BDX36	151-0479-00	D180	151-0659-00	EP9237	151-0644-00	FN4572	151-1134-00
BDX36	151-0479-01	D186	151-0627-00	F1234	151-1022-00	FN4579	151-1133-00
BDX83C	151-0454-00	D186	151-0627-01	F1333	151-1017-00	FN4582	151-1131-00
BF257	151-0412-00	D40C5	151-0331-00	F1499	151-1015-00	FN4594	151-1134-00
BF258	151-0602-00	D40C5	151-0332-00	F1585	151-1012-00	FP39291	151-0225-00
BF259	151-0343-00	D40E7	151-0439-00	F1763	151-1021-00	FPSA92	151-0443-02
BF297	151-0360-00	D40K2	151-0496-00	F1782	151-1022-00	FPT100A	151-0252-00
BF305	151-0257-01	D41E7	151-0463-00	F1782	151-1022-01	FPT110	151-0629-00
BF464	151-0612-00	D42C9	151-0365-00	F2232	151-1004-00	FPT120A	151-0648-00
BF467	151-0676-00	D43C8	151-0364-00	F2233	151-1005-00	FPT167A	151-0628-00
BFQ17	151-0715-00	D43C8	151-0364-01	F2234	151-1006-00	FPT220	151-0628-00
BFR91	151-0475-00	D44C6	151-0352-00	F2234	151-1066-00	FPT5122	151-0313-00
BFR91	151-0475-01	D44C6	151-0352-01	F2263	151-1025-00	FRB749	151-0257-03
BFR92	151-0636-00	D44C8	151-0743-00	F2395	151-1026-00	FRB750	151-0490-00
BFR96	151-0752-00	D44C9	151-0473-00	F2594	151-1068-00	FRB750	151-1080-00
BFS17	151-0662-00	D44H3	151-0620-00	F2651	151-1078-00	FT47	151-0497-00
BFS17	151-0705-00	D44H3	151-0621-00	F2700	151-1085-00	FT50	151-0423-00
BFT93	151-0713-00	D44H3	151-0621-01	F2873	151-1113-00	FT317A	151-0674-00
BFW1051	151-1052-00	D44R4	151-0358-00	F2942	151-1124-00	FT417B	151-0647-00
BFX20	151-0127-03	D44R4	151-0358-01	F2968	151-1132-00	GA1392	151-0062-00
BFX48	151-0320-02	D44R4	151-0358-02	F2972	151-1134-00	GA3461	151-0238-00
BFYS1	151-0318-00	D44H11	151-0426-00	F2975	151-1028-00	GA3802	151-0040-00
BFY90	151-0212-02	D44H11	151-0426-01	F2986	151-1015-02	GA3803A	151-0072-00
BSR17	151-0706-00	D44H11	151-0426-02	F2987	151-1012-01	GA3804	151-0069-00
BSV52	151-0704-00	D4209	151-0467-00	F2996	151-1093-00	GET118	151-0248-00
BSY95A	151-0246-00	D44T4	151-0358-00	F3006	151-1085-00	GET119	151-0243-00
BU208	151-0635-00	D45C6	151-0366-00	F5393	151-1048-00	GET126	151-0247-00
BU208A	151-0449-00	D45H11	151-0625-00	F5526	151-1097-00	GET2925	151-0328-00
BU208A	151-0449-01	D45H485	151-0729-00	FD1121	151-1007-00	GET5308	151-0254-00
BU210	151-1135-00	D/A485	151-0268-00	FD1136	151-1008-00	GL14	151-0054-00
BUY86	151-0311-01	DCC48	151-0743-00	FD1154	151-1009-00	GM1030	151-0130-00
BUY698	151-0420-00	DL408	151-0307-00	FD1167	151-1011-00	HDA420	151-0329-00
BUZ-41	151-1147-00	DN399	151-1032-00	FD1173	151-1010-00	HT403	151-0058-01
C22	151-0341-00	DN480A	151-1027-00	FD1392A	151-1027-00	HVG104	151-0635-00
C122B1X70	151-0521-00	DN480A	151-1027-01	FD1551	151-1036-00	IRF513	151-1127-00
C444	151-0171-00	DN497	151-1007-00	FD1553	151-1037-00	IRF530	151-1136-00
C137PBX152	151-0524-00	DN500	151-1011-00	FD1560	151-1019-00	IRF630	151-1137-00
C220	151-0500-00	DN870	151-1031-00	FD1582	151-1041-00	IRF710	151-1151-00
C106B2	151-0506-00	DN872	151-1049-00	FD1607	151-1046-00	IRF731	151-1147-00
C106B2X283	151-0506-00	DN1114	151-1054-00	FD1620	151-1049-00	IRF820	151-1152-00
CA3039	156-0106-00	DN1120	151-1071-00	FD1623	151-1047-00	IRF9523	151-1128-00

TRANSISTORS (CONT)

MANUFACTURER PART NUMBER TO TEK PART NUMBER INDEX

MFG. PART NO.	TEK PART NO.	MFG. PART NO.	TEK PART NO.	MFG. PART NO.	TEK PART NO.	MFG. PART NO.	TEK PART NO.
IT121	151-0353-00	MJE521	151-0323-00	MPSH05	151-0637-00	RS2203	151-0301-00
ITS1074	151-0236-00	MJE521	151-0323-01	MPSH10	151-0711-00	RS3015	151-0604-00
ITS1200A	151-0354-00	MJE700	151-0429-00	MPSH11	151-0711-00	RS3263	151-0126-00
ITS1251	151-0353-00	MJE800	151-0405-00	MPSH55	151-0740-00	RS3303	151-0302-00
ITS1277-1	151-0308-00	MJE1092	151-0414-00	MPSH81	151-0438-00	RT2582	151-0151-00
ITS1296	151-0232-00	MJE1101	151-0425-00	MPSH81	151-0438-01	RT3998	151-0183-00
ITS1390	151-0232-02	MJE1102	151-0415-00	MPSH81	151-0663-00	RT5204	151-0058-00
ITS3231-1	151-1081-00	MJE1661	151-0469-00	MPSHS81	151-0712-00	RT5588	151-0096-00
ITS3539	151-1032-00	MJE2801	151-0349-00	MPSU10	151-0359-00	RTD0440	151-0509-00
ITS3546	151-1003-00	MJE2801	151-0349-01	MPSU45	151-0390-00	S1950	153-0559-00
ITS3550	151-1029-00	MJE2801	151-0349-03	MPSU45	151-0390-01	S2002	151-0348-00
ITS30681	151-1110-00	MJE2801	151-0349-04	MPSU95	151-0391-00	S2010	151-1034-00
ITS30880/D	151-1099-00	MJE2801	151-0349-05	MPT3N4D	151-1151-00	S2089	151-1042-00
ITS30918	151-1090-02	MJE2801	151-0436-00	MRF511	151-0474-00	S2154	151-1070-00
ITS30929	151-1090-00	MJE2901	151-0373-00	MRF5175	151-0695-00	S3430	151-0059-00
ITS30974	151-1110-00	MJE2901	151-0373-01	MRX3866	151-0715-00	S5835	151-0109-01
ITS31259	151-1042-00	MJE3771	151-0470-00	MS12273	151-0136-00	S5909	151-0122-00
ITS31504	151-1097-00	MJE13003	151-0634-00	MTP564	151-1147-00	S159011	151-0274-00
ITS4000	151-1119-00	MJE13005	151-0678-00	MU227	151-1002-00	S2114	151-0582-00
J300	151-1124-00	MJE13007	151-0632-00	MU552	151-1067-00	S21766	151-0417-00
J309	151-1086-00	MJE13009	151-0679-00	N311	151-1114-00	S21862	151-0228-00
J2012	151-1042-00	MM4003	151-0280-00	N01003N3	151-1121-00	S24850	151-0224-00
J2022	151-1025-00	MM4049	151-0296-00	N13009BD	151-1142-01	S25381	151-0279-00
J2033	151-1005-00	MM4049	151-0362-00	ND62337	151-0261-00	S35924	151-0188-00
J2133	151-1078-00	MM4049	151-0362-01	ND07472	151-0104-00	S36521	151-0350-00
J2400	151-1124-00	MMBFU310	151-1148-00	ND07480	151-0232-00	S38487	151-0302-00
J2426	151-1070-00	MMBR920	151-0636-00	NE41632B	151-0472-00	S38704	151-0437-00
J6011	151-1066-00	MMBT918	151-0705-00	NE57835	151-0689-00	S39061	151-0452-00
JANTX4091	151-1021-02	MMBT2369	151-0704-00	NE64310D	151-0213-01	S39062	151-0453-00
KD4391	151-1064-00	MMBT2857	151-0714-00	NE64535	151-0608-00	S39287	151-0427-00
KDC5521	151-0351-00	MMBT3904	151-0706-00	NE73432B	151-0269-00	S39288	151-0259-00
KEM102	151-0264-00	MMBT3906	151-0700-00	NE73435	151-0631-00	S39291	151-0225-00
KEM103	151-0265-00	MMBT4260	151-0713-00	NE73435	151-0754-00	S39649	151-0457-00
KK416	151-1023-00	MMBT81	151-0663-00	NE74000	151-0661-00	S39651	151-0459-00
LM394H	151-0619-00	MMCS3866	151-0498-00	NE02103	151-0658-00	S39652	151-0460-00
LPT110B	151-0488-00	MMT3960A	151-0293-00	NE02103-D	151-0658-00	S39875	151-0471-00
M100	151-1002-00	MMT3960A	151-0293-01	NE02135	151-0630-00	S39968	151-0484-00
M5106	151-1067-00	MMT3960A	151-0380-00	NE02107E	151-0626-00	S39988	151-0456-00
MAC2-2	151-0523-00	MMT4261	151-0294-01	NH0167C	151-1144-00	S42530	151-0221-02
MAC2-2	151-0532-00	MP504	151-0102-00	N1110	151-0095-00	S42140	151-0604-00
MCR106-4	151-0530-00	MP3731	151-0483-00	NS7383	151-0104-00	S43187	151-0435-00
MCR206	151-0529-00	MP3731	151-1083-00	NS7406	151-0261-00	S43851	151-0471-01
MCR649P1	151-0533-00	MPS834	151-0242-00	NS7909	151-0287-00	S48044A	151-0279-00
MD97	151-0054-00	MPS918	151-0198-00	NS07480	151-0232-00	S50442	151-0423-00
MD1000	151-1117-00	MPS918	151-0198-01	NS12063	151-0183-00	S50728	151-0279-00
MD2219A	151-0309-00	MPS918	151-0198-02	NS12273	151-0136-00	S50910	151-0462-00
MD2369B	151-0422-00	MPS918	151-0198-03	NS20397	151-0302-00	SA1447	151-0232-00
MD2369B	151-1074-00	MPS918	151-0333-00	NS48051	151-0279-00	SA1937	151-0307-00
MD23698B	151-1075-00	MPS918	151-0333-01	NS63334	151-0134-00	SA1938	151-0309-00
MDS60	151-0612-00	MPS3640	151-0197-00	NS12363	151-0136-03	SA2700	151-0236-00
MDS60	151-0612-01	MPS3563	151-0225-00	NS14069	151-0183-00	SA2706	151-0232-00
MDS60	151-0694-00	MPS3640	151-0199-04	NS67065	151-0208-00	SA2855	151-0308-00
MDS60	151-0694-01	MPS3640	151-0664-00	NS0123	151-0728-00	SA2856	151-0309-00
MDS160	151-0694-00	MPS3702	151-0641-00	NSD0123	151-0728-00	SA5709	151-0435-00
MEM660/BK	151-1079-00	MPS5551M	151-0347-00	NT350	151-0698-00	SA24850	151-0224-00
MF3771	151-0470-00	MPS6515	151-0195-01	NTC2333L	151-0423-00	SAB6710	151-0202-00
MFE3001	151-1002-00	MPS6516	151-0195-00	NTM3906	151-0700-00	SAC145K	151-0523-00
MJ2500	151-0495-00	MPS6516	151-0255-00	NZD0114C	151-1058-00	SAC8184	151-0434-00
MJ2955	151-0258-00	MPS6517	151-0481-00	NZD0125C	151-1100-00	SBF1370	151-1013-00
MJ6586	151-0703-00	MPS6518	151-0320-00	ON532	151-0714-00	SC92D	151-0539-00
MJ12002	151-0346-00	MPS6518	151-0320-01	P1182E	151-1066-00	SC140D	151-0532-00
MJ12004	151-0747-00	MPS6521	151-0192-00	PIC1068	151-0654-00	SC141DX164	151-0522-00
MJE224	151-0466-00	MPS6521	151-0192-01	PN2369	151-0680-00	SC141DX164	151-0522-00
MJE234	151-0465-00	MPS6523	151-0216-00	PT1928-1	151-0163-00	SC146D	151-0537-00
MJE340	151-0311-00	MPS6523	151-0216-01	PT9223	151-0703-00	SC146DX176	151-0537-00
MJE340	151-0311-01	MPS6523	151-0216-02	RCA29C	151-0462-00	SC261DX24	151-0540-00
MJE340	151-0311-02	MPSA06	151-0645-00	RCA30C	151-0462-00	SC3000	151-0474-00
MJE340	151-0613-00	MPSA42	151-0444-00	RCA31A	151-0478-00	SCR356	151-0502-00
MJE350	151-0698-00	MPSA42	151-0444-01	RCA31C	151-0476-00	SCR1256K	151-0515-01
MJE370	151-0335-00	MPSA42	151-0444-03	RCA32C	151-0482-00	SCR5016K	151-0519-00
MJE370	151-0335-01	MPSA42	151-0750-00	RCA47	151-0497-00	SCR5138	151-0503-00
MJE371	151-0324-00	MPSA55	151-0646-00	RF1011	151-0446-00	SD39	151-0287-00
MJE371	151-0324-01	MPSA65	151-0435-00	RLB511	151-0338-00	SD210EE	151-1103-00
MJE520	151-0334-00	MPSA92	151-0443-00	RS1815	151-0058-00	SD220	151-1104-00
MJE520	151-0334-01	MPSA92	151-0443-01	RS1816	151-0058-00	SD220H	151-1104-00

TRANSISTORS (CONT)

MANUFACTURER PART NUMBER TO TEK PART NUMBER INDEX

MFG. PART NO.	TEK PART NO.	MFG. PART NO.	TEK PART NO.	MFG. PART NO.	TEK PART NO.	MFG. PART NO.	TEK PART NO.
SD222DE	151-1098-00	S6C2622	151-0279-00	SJE1933	151-0632-00	SM7706	151-0109-00
SD222DC	151-1098-00	S6C7282	151-0406-00	SJE1937	151-0634-00	SM7744	151-0184-00
SD356	151-0693-00	S6D2254	151-0190-06	SJE1946	151-0632-00	SM7745	151-0167-00
SD441	151-0261-00	S6D2263	151-0460-00	SJE1972	151-0656-00	SM7769	151-0121-00
SD4441-1	151-0261-01	SH116	151-1143-00	SJE1973	151-0657-00	SM8138	151-0124-00
SD51	151-0642-00	SJ2304	151-0256-00	SJE1977	151-0482-00	SM8138	151-0124-01
SD554	151-0178-00	SJ2304H	151-0256-01	SJE1985	151-0497-00	SM8138	151-0124-04
SD555	151-0176-00	SJ2754	151-0368-00	SJE2758	151-0314-00	SM8183	151-0340-00
SD569	151-0139-00	SJ2758	151-0314-00	SJE2914	151-0346-00	SM23007	151-0190-00
SD1006	151-0451-00	SJ2913	151-0241-00	SJE2943	151-0433-00	SMBR100	151-0662-00
SD1300	151-0293-00	SJ2914	151-0346-00	SJE3251	151-0470-00	SMBR123	151-0714-00
SD1301	151-0442-00	SJ2914H	151-0346-01	SJEMJE350	151-0698-00	SMBT1090	151-0704-00
SD1305	151-0213-00	SJ2937	151-0210-00	SJ5J012	151-0429-00	SMBT1105	151-0713-00
SD1306	151-0472-00	SJ2943	151-0433-00	SKA1060	151-0237-00	SMBT1120	151-0731-00
SD1307	151-0267-00	SJ2967	151-0251-00	SKA1103	151-0431-00	SMC50249	151-0498-00
SD1307	151-0441-00	SJ2968	151-0316-00	SKA3052	151-0254-00	SMC50249	151-0498-01
SD1311	151-0269-00	SJ2968H	151-0316-01	SKA3055	151-0333-00	SMC51056	151-0379-00
SD1330	151-0127-00	SJ3250	151-0470-00	SKA3056	151-0471-00	SMCM321	151-0344-00
SD1911	151-0307-00	SJ3693	151-0201-00	SKA3310	151-0219-00	SMCM321-1	151-0344-01
SD3167	151-0309-00	SJ4208	151-0491-00	SKA3312	151-0216-00	SMCM321-2	151-0344-02
SD3174	151-0467-00	SJ6796	151-0454-00	SKA3418	151-0192-00	SMCM321-2	151-0294-00
SD3179	151-0139-00	SJ6802	151-0468-00	SKA3483	151-0220-03	SMCM485	151-1023-01
SD4453	151-0272-00	SJ6807	151-0226-00	SKA3484	151-0207-00	SMCS684	151-0348-00
SD5000	156-1303-01	SJ6821	151-0291-00	SKA3487	151-0276-00	SMCS1056	151-0379-00
SD24849	151-0221-00	SJ6831	151-0485-00	SKA3502	151-0254-00	SMCS1058PK	151-0380-00
SD43123	151-0624-00	SJ6841	151-0485-00	SKA3503	151-0281-00	SMCS2391	151-0649-00
SDS352	151-0439-00	SJ6847	151-0275-00	SKA3701	151-0292-00	SMCS2673	151-0498-00
SDS353	151-0440-00	SJ6852	151-0266-00	SKA3702	151-0188-00	SMCS2850	151-0379-02
SDS354	151-0463-00	SJ6911	151-0703-00	SKA3703	151-0190-00	SMT1014	151-0294-00
SDS356K	151-0693-00	SJ6926	151-0747-00	SKA3704	151-1093-00	SMT1050	151-0293-00
SDS357	151-0694-00	SJ6927	151-0746-00	SKA3788	151-0641-00	SMT1105	151-0362-00
SDS358K	151-0615-00	SJ6930	151-0419-00	SKA3789	151-1109-00	SMT1501	151-0345-00
SDS359	151-0612-00	SJ2020	151-0140-03	SKA4504	151-0271-00	SMT5012	151-0625-00
SDS363	151-0728-00	SJ7023	151-0336-00	SKA4785	151-0224-00	SN5232	151-0155-00
SE2178	151-0226-00	SJ7024	151-0337-00	SKA4799	151-0225-00	SN8183	151-0340-00
SE3167	151-0309-00	SJ7025	151-0487-00	SKA5122	151-0220-00	SN63164	151-0301-00
SE4002	151-0392-00	SJ7028	151-0258-00	SKA5390	151-1042-00	S005835	151-0109-00
SE5036	151-0452-00	SJ7032	151-0315-00	SKA6176	151-0342-00	S005871	151-0087-00
SE7056	151-0279-00	SJE016	151-0324-00	SKA6177	151-0342-00	S006075	151-0127-00
SE7056	151-0279-01	SJE327	151-0466-00	SKA6198	151-0327-00	S016223	151-0160-00
SE7056	151-0279-02	SJE347	151-0678-01	SKA6516	151-0367-00	S019393	151-0213-00
SE7056	151-0279-03	SJE349	151-0425-00	SKA6664	151-0369-00	S020836	151-0222-00
SE7056	151-0279-04	SJE362	151-0679-00	SKA6814	151-0402-00	S022650	151-0219-00
SE7057	151-0297-00	SJE371	151-0476-00	SKA6991	151-0410-00	S024848	151-0223-00
SENT139	151-0487-00	SJE374	151-0477-00	SKA8001	151-0350-00	S024849	151-0221-00
SES1562	151-0338-00	SJE375	151-0606-00	SKA8899	151-0444-00	S024850	151-0224-00
SF50031	151-1042-00	SJE376	151-0607-00	SKB8899	151-0444-00	S025381	151-0279-00
SF50075	151-1025-00	SJE377	151-0616-00	SKB3334	151-0164-00	S032074	151-0096-00
SF55037	151-1005-00	SJE378	151-0651-00	SKB5574	151-0198-00	S032308	151-0290-00
SF88010	151-1097-00	SJE379	151-0652-00	SKM1029	151-0294-00	S032677	151-0190-00
SF88025	151-1066-00	SJE380	151-0729-00	SKM1103	151-0431-00	S032714	151-0270-00
SF90001	151-1032-00	SJE389	151-0476-02	SL63 Fmly	151-0142-00	S032790	151-0283-00
SF91000	151-1028-00	SJE410	151-0478-00	SL63 Fmly	151-0167-00	S034163	151-0280-00
SF93004	151-1090-00	SJE412	151-0464-00	SL4049	151-0296-00	S035284	151-0325-00
SF93007	151-1090-02	SJE419	151-0415-00	SL6073A	151-0127-00	S035928	151-0342-00
SF93007	151-1115-00	SJE484	151-0414-00	SL41341	151-0619-00	S035930	151-0297-00
SF93008	151-1099-00	SJE790	151-0621-00	SLD3733	151-1142-00	S035939	151-0347-00
SF96007A	151-1101-00	SJE794	151-0426-00	SLD3760	151-1058-00	S036228	151-0220-00
SFB1369	151-1011-00	SJE795	151-0647-00	SLD4217	151-1145-00	S036521	151-0350-00
SFB1370	151-1013-00	SJE797K	151-0465-00	SLS363	151-0728-00	S036744	151-0250-00
SFB8129	151-1025-00	SJE865	151-0324-01	SM04	151-0032-00	S037880	151-0406-00
SFB8822	151-1027-00	SJE867	151-0423-00	SM24	151-0027-00	S037881	151-0407-00
SFB8823	151-1029-00	SJE908	151-0311-01	SM483	151-0088-00	S038487	151-0302-00
SFC2147	151-1022-00	SJE914	151-0334-00	SM628	151-0083-00	S038704	151-0437-00
SFC2505	151-1032-00	SJE915	151-0324-00	SM1307	151-0103-00	S039035	151-0103-00
SFC6220	151-1050-00	SJE916	151-0323-00	SM1478	151-0085-00	S039118	151-0424-00
SFC7090	151-1070-00	SJE917	151-0335-00	SM1527	151-0108-01	S039291	151-0225-00
SFD1922	151-1105-00	SJE924	151-0349-00	SM2218	151-0130-00	S039404	151-0150-00
SFD3143	151-1049-00	SJE925	151-0373-00	SM2335	151-0105-00	S039618	151-0169-00
SFE034	151-1024-00	SJE943	151-0405-00	SM2572	151-0142-00	S039650	151-0458-00
SFE523	151-1055-00	SJE957	151-0429-00	SM2602	151-0185-00	S039651	151-0459-00
SFE844M2	153-0559-00	SJE966	151-0436-00	SM3155	151-0133-00	S039652	151-0460-00
SFE846	151-1002-00	SJE1101	151-0469-00	SM3195	151-0134-00	S039875	151-0471-00
SFK93004	151-1115-00	SJE1648	151-0636-00	SM5801	151-0133-00	S039988	151-0456-00
		SJE1655	151-0349-02			S040065	151-0341-00
		SJE1657	151-0613-00				

TRANSISTORS (CONT)

MANUFACTURER PART NUMBER TO TEK PART NUMBER INDEX

MFG. PART NO.	TEK PART NO.	MFG. PART NO.	TEK PART NO.	MFG. PART NO.	TEK PART NO.	MFG. PART NO.	TEK PART NO.
S042530	151-0221-02	SPS8232	151-0720-00	ST976	151-0279-00	SU2328	151-1027-00
S042810	151-0327-00	SPS8236	151-0271-00	ST1010K	151-0127-00	SU2346	151-1011-00
S050151	151-0239-00	SPS8246	151-0424-00	ST1011	151-0190-06	SU2351	151-1036-00
S043003	151-0109-01	SPS8288	151-0645-00	ST1046	151-0126-00	SU2388	151-1046-00
S050160	151-0227-00	SPS8317	151-0736-00	ST1060	151-0655-00	SU2390	151-1044-00
S0508LS3	151-0534-00	SPS8335	151-0435-00	ST1068	151-0459-00	SU2394	151-1047-00
S05835	151-0109-00	SPS8405	151-0750-00	ST1071	151-0655-00	SU2404	151-1041-00
S00675	151-0127-00	SPS8467M	151-0221-06	ST1083	151-0260-00	SU2409	151-1049-00
SP569	151-0139-00	SPS8521	151-0271-03	ST1096	151-0458-00	SU2438	151-1032-00
		SPS8530M	151-0225-04	ST1149	151-0260-02	SU2443	151-1057-00
SP1398	151-0102-00	SPS8619	151-0471-00	ST1283	151-0133-03	SWC2422	151-0270-00
SP1805	151-0046-00	SPS8800	151-0195-00	ST1330	151-0121-01	SWC6175	151-0260-00
SP1806K	151-0060-00	SPS8801	151-0192-00	ST1366H	151-0150-03	SWD3317	151-0260-02
SP1820	151-0165-00	SPS8802-1	151-0198-00	ST1390H	151-0280-01	SWD3382	151-0613-00
SP1830	151-0002-00	SPS8803	151-0216-00	ST1403H	151-0279-04	SZ50601	151-0122-00
SP1831	151-0101-00	SR8139	151-0224-00	ST1440H	151-0183-00	T116A	151-0278-00
SP2597	151-1083-00	SR263771	151-0270-00	ST1440H	151-0183-01	T1425	151-0410-00
SPB481	151-0104-00	SRF478	151-0283-00	ST1512	151-0183-00	T1483	151-0056-00
SP9843	151-0139-00	SRF501	151-0441-00	ST1862	151-0228-00	T1484	151-0098-00
SP9843	151-0139-01	SRF502	151-0447-00	ST05071	151-0254-00	T1495	151-0082-00
SP10460	151-0633-00	SRF503	151-0451-00	ST7313	151-0118-00	T1943	151-0073-00
SP10461	151-0644-00	SRF504	151-0448-00	ST8124	151-0087-00	T2040	151-0061-00
SP12141	151-0232-00	SRF505	151-0442-00	ST16005	151-0347-00	T4731	151-0435-01
SP12435	151-0267-00	SRF507	151-0450-00	ST16019	151-0624-00	T65028A	151-0221-00
SP13378	151-0309-00	SRF518	151-0212-00	ST20182	151-0301-00	TA1075	151-0104-00
SP13404	151-0307-00	SRF529	151-0211-00	ST21125	151-0223-00	TD702	151-0361-00
SP13794	151-0467-00	SRF572	151-0461-00	ST21137	151-0424-00	TE23652	151-0190-01
SP14318	151-0232-02	SRF709	151-0411-00	ST21155A	151-0424-02	TE23652	151-0190-04
SP21155A	151-0424-02	SRF774	151-0277-00	ST23057	151-0190-00	TE23684	151-0190-00
SPF627	151-1042-00	SRF2074	153-0615-00	ST2N3904	151-0190-03	TE23704	151-0427-00
SPF627M2	151-1042-01						
SPF628	151-1045-00	SRF2103	151-0267-00	ST27123	151-0195-00	TIP29	151-0399-00
SPF685	151-1005-00	SRF2262	151-0474-01	ST28233	151-0319-00	TIP29C	151-0402-01
SPF713	151-1097-00	SRF2320	151-0446-00	ST30032	151-0270-00	TIP29C	151-0464-00
SPF776	151-1066-00	SRF2502	151-0338-00	ST43102B	151-0427-00	TIP30	151-0387-00
SPF789	151-1059-00	SRF2625	151-0282-00	ST43112	151-0259-00	TIP30	151-0388-00
SPF877	151-1039-00	SRF3188	151-0752-00	ST43112B	151-0259-00	TIP30C	151-0462-00
SP08481	151-0104-00	SRF55037	151-1005-00	ST43121	151-0225-00	TIP31A	151-0478-00
SPS246	151-0221-00	SRFMR5175	151-0695-00	ST43122	151-0471-00	TIP31C	151-0476-00
SPS628	151-1045-00	SS62	151-0205-00	ST59011	151-0274-00	TIP32C	151-0482-00
SPS797	151-0444-00	SS84K	151-0188-01	ST62355	151-0453-00	TIP33	151-0386-00
SPS1752	151-0333-00	SS106	151-0289-00	ST62392	151-0342-00	TIP33A	151-0394-00
SPS3319	151-0190-00	SS443	151-0296-00	ST65028H	151-0221-00	TIP33C	151-0660-00
SPS3414	151-0390-00	SS765	151-0220-00	ST65031	151-0325-00	TIP34	151-0370-00
SPS5648	151-0271-00	SS1489	151-0322-00	ST65038	151-0199-00	TIP35A	151-0477-00
SPS5956	151-0443-01	SS1945	151-0131-01	ST65057	151-0199-00	TIP35C	151-0652-00
SPS5957	151-0325-00	SS2025	151-0202-00	ST65059	151-0199-04	TIP36A	151-0616-00
SPS6304	151-0273-00	SS2110	151-0193-00	ST66012	151-0220-00	TIP36C	151-0651-00
SPS6700	151-0350-00	SS2455	151-0310-02	ST89192	151-0124-00	TIP47	151-0497-00
SPS6737	151-0331-00	SS2456	151-0407-00	ST89358	151-0183-00	TIP50	151-0423-00
SPS6765	151-0410-00	SS2590	151-0061-00	STA6045	151-0491-00	TIP50	151-0423-01
SPS6866K	151-0199-00	SS2738	151-0272-00	STA8059	151-0319-00	TIP50	151-0423-02
SPS6867K	151-0391-00	SS2821	151-0279-00	STA8105	151-0150-00	TIP52	151-0623-00
SPS6868K	151-0188-00	SS2843	151-0279-01	STA9315	151-0368-00	TIP120	151-0675-00
SPS6897	151-0198-01	SS3598	151-1002-00	STC4948	151-0140-00	TIP142	151-0606-00
SPS6915	151-0220-00	SS3716	153-0559-00	STC8926	151-0413-00	TIP147	151-0607-00
SPS6915	151-0220-03	SS3918	151-0285-00	STC9042	151-0487-00	TIP484	151-0098-00
SPS6916	151-0223-00	SS3918H	151-0285-02	STD1102	151-0319-00	TIP495	151-0082-00
SPS6919	151-0341-00	SS4157	151-0298-00	STJ1030	151-0227-00	TM10941	151-0136-02
SPS6927	151-0438-00	SS4353	151-0235-00	ST05071	151-0254-00	TM80006	151-0411-00
SPS7545K	151-0195-01	SS5917	151-0389-00	ST07391	151-0432-00	TN4258	151-0327-00
SPS7890	151-0225-00	SS6748	151-0108-00	ST07546	151-0341-00	TPS6521	151-0192-02
SPS7950	151-0443-00	SS7144	151-0434-00	ST07580	151-0157-00	TR08	151-0033-00
SPS7951	151-0347-00	SS7394	151-0274-00	STP3000	151-1141-00	TX671	151-0216-00
SPS7969	151-0190-00	SS8065	151-0280-00	STP3001	151-1147-00	U274A	151-1001-00
SPS7972	151-0444-02	SSC1096	151-0287-00	STP3002	151-1152-00	U274 Fmly	151-1001-01
SPS8006	151-0199-04	SSC2738	151-0272-00	SU249K	151-0510-00	U431	151-1102-00
SPS8007	151-0424-00	SSD3691	151-1082-00	SU309	151-0504-01	U1490E	151-1005-00
SPS8007	151-0424-02	ST64	151-0186-00	SU2080	151-1003-00	U1491E	151-1006-00
SPS8025	151-0276-00	ST514	151-0214-00	WU2095	151-1003-00	U1634	151-1014-00
SPS8026	151-0223-00	ST613	151-0297-00	SU2115	151-1010-00	U1635	151-1015-00
SPS8203	151-0646-00	ST657	151-0150-00	SU2154	151-1009-00	U1636	151-1016-00
SPS8223	151-0712-00	ST830	151-0169-00	SU2181	151-1013-00	U1863E	151-1026-00
SPS8223-1	151-0712-01	ST830H	151-0169-01	SU2235	151-1019-00	U1908	151-1028-00
SPS8224	151-0711-00	ST898	151-0301-00	SU2240	151-1029-00	U14064	151-0263-00
SPS8226	151-0719-00	ST899	151-0302-00	SU2327	151-1031-00	U2172E	151-1025-00

TRANSISTORS (CONT)

MANUFACTURER PART NUMBER TO TEK PART NUMBER INDEX

MFG. PART NO.	TEK PART NO.	MFG. PART NO.	TEK PART NO.	MFG. PART NO.	TEK PART NO.	MFG. PART NO.	TEK PART NO.
U2313	151-1022-00	X44C388	151-0473-00	2SD313D	151-0476-02	60418	151-0316-00
U2314	151-1021-00	X44C672	151-0743-00	2SD316	151-0374-00	60580	151-0141-00
U2690	151-1042-00	X44H242	151-0426-00	2SD348	151-0449-00	60794	151-0211-01
U2783E	151-1059-00	X44H298	151-0426-01	2SD416	151-0449-00	61030	151-0040-00
U2881E	151-1004-00	X44H383	151-0621-00	2SD743A-R/S	151-0464-00	61333	151-0072-00
U2882E	151-1005-00	X44T211	151-0358-00	2SD525-0/R	151-0464-00	61442	151-0336-00
U2883E	151-1006-00	X45C277	151-0366-00	2SK18A	151-1116-00	61443	151-0337-00
U2884E	151-1025-00	XA22BCP0219	151-0219-00	2SK23A	151-1092-00	61577	151-0368-00
U2884J	151-1025-00	XA38BOP0188	151-0188-00	3N138	151-1030-00	61654	151-0363-00
U2885E	151-1042-00	XD118CP0207	151-0207-00	3N140	151-1040-00	62396	151-0262-00
U2885J	151-1042-00	XSD226CM/CK	151-1138-00	320C113H12	151-0319-00	62460	151-1055-00
U2895E	151-1026-00	XSD226	151-1138-00	320C196H21	151-0209-00	64272	151-0446-00
U2896E	151-1059-00	ZTX314	151-0445-00	32S6844	151-0221-00	64520	151-0136-02
U310	151-1148-00	ZTX320	151-0421-00	32S7475	151-0190-00	64562	151-0260-00
U3374	151-1070-00	1S017	151-1103-00	32S7502	151-0333-00	64733	151-0505-00
U3374RR	151-1070-00	2BFW030	151-0303-00	32S8421	151-0190-00	65128	151-0451-00
UC400 Fmly	151-1048-00	2BFW1036	151-1036-01	62460	151-1055-00	65130	151-0441-00
D/UC400 Fmly	151-1072-00	2C5179	151-0751-00	62SMW	151-0525-00	65349	151-0208-00
UN480A	151-1027-00	2N5461	151-1109-00	68H01	151-0111-00	65835	151-0169-00
UN5017	151-1011-00	2S301	151-0191-00	68H02	151-0111-00	67464	151-0136-03
UPTB5008	151-0708-00	2SA527	151-0305-00	84SE105	151-0239-00	68303	151-0603-00
U2TA508	151-0535-00	2SA636	151-0666-00	91AJ133	151-0226-00	68343	151-0462-00
U2TA508	151-0699-00	2SA639S	151-0672-00	91AJ153	151-0149-00	68430	151-0476-00
V327	151-0295-00	2SA671C	151-0688-00	92PU01A	151-0710-00	68478	151-0514-01
V34-4203	151-0622-00	2SA706	151-0600-00	92PU45A Fmly	151-0716-00	685343	151-0512-00
V871 (1)	151-0230-00	2SA733	151-0665-00	92PU51A	151-0622-00	70106-1	151-0133-01
VA1006	151-1108-00	2SA756	151-0306-00	93SX287	151-0337-00	94-0102	151-1136-00
VF12-VNZ	151-1119-00	2SA772	151-0687-00	93SX288	151-0336-00	940109	151-1141-00
VM1009	151-1108-00	2SA772	151-1095-00	49SX6258	151-0413-00	3035930	151-0297-00
VMVM1024	151-1108-00	2SA884	151-0670-00	21/69	151-0085-00	4032717	151-0253-00
VMP22	151-1108-00	2SA896	151-0642-00	355	151-0501-00	45SX550	151-0140-00
VN3	151-1121-00	2SA1006B-R/Q	151-0696-00	356	151-0502-00	71520-03	151-0191-00
VN02	151-1150-00	2SA1006B	151-0696-00	12E1482	151-0232-00	7299716	151-0158-00
VN12	151-1130-00	2SA1077G	151-0745-00	151-07	151-0111-00	7305762	151-0256-00
VN1207N2	151-1130-00	2SC2336B-R/Q	151-0697-00	152-07	151-0110-00	7931342	151-0314-00
VN99AK	151-1108-00	2SC288A	151-0206-00	3539	151-1032-00	7934938	151-0266-00
VNO106N3Z	151-1121-00	2SC318A	151-0304-00	3550	151-1029-00	9342820	151-0468-00
VN12007NE	151-1119-00	2SC318A	151-0304-01	3687	151-0045-00	17230610	151-0319-00
VN12A4T5	151-1130-00	2SC402	151-0376-00	4209	151-0467-00	150340900	151-0653-00
VN02	151-1127-00	2SC403C	151-0375-00	4504	151-0271-02	507C768H01	151-0111-00
VP11	151-1128-00	2SC403C	151-0683-00	34080	151-0137-00	507C768H02	151-0110-00
VP0106N3	151-1120-00	2SC515A	151-0286-00	34663	151-0096-00		
WD212	151-1069-00	2SC634A	151-0684-00	35098	151-0138-00		
WN537	151-1026-00	2SC642A	151-0355-00	35495	151-0136-00		
WN744	151-1084-00	2SC756	151-0231-00	36568	151-0140-00		
X13B684	151-0517-00	2SC756	151-0231-01	36872	151-0150-00		
X13T520	151-0508-00	2SC805	151-0233-00	37669	151-0209-00		
X16A2070	151-0166-00	2SC805	151-0234-00	37768	151-0211-00		
X16A2522-1	151-0153-00	2SC922	151-1096-00	37794	151-0208-02		
X16A2522-2	151-0154-00	2SC926A	151-0677-00	37981	151-0218-00		
X16A2522-3	151-0155-00	2SC1012A	151-0403-00	39224	151-0251-00		
X16E3616	151-0273-00	2SC1124	151-0499-00	39539	151-0148-00		
X16G1611	151-0175-00	2SC1173	151-0480-00	39570	151-0277-00		
X16G2525	151-0175-00	2SC1217	151-0274-00	39625	151-0241-00		
X16P4039	151-0281-00	2SC1252	151-0650-00	39626	151-0210-00		
X16X2069	151-0179-00	2SC1260	151-0230-00	39637	151-0217-00		
X32C4755	151-0328-00	2SC1279S	151-0673-00	39801	151-0315-00		
X32D6191	151-0207-00	2SC1364	151-1087-00	40232	151-0157-00		
X32E3891	151-0159-00	2SC1424	151-0212-00	40235	151-0180-00		
X38D6191	151-0207-00	2SC1474	151-0686-00	40242	151-0181-00		
X3818218	151-0281-01	2SC1475	151-0685-00	40250 Fmly	151-0148-00		
X38L3118	151-0254-00	2SC1475	151-0601-00	40250 Fmly	151-0148-01		
X38H74934	151-0645-00	2SC1630	151-0489-00	40250 Fmly	151-0148-02		
X39C2760	151-0435-00	2SC1674	151-0611-00	40250	151-0217-00		
X39H2999	151-0220-03	2SC1762-1	151-0667-00	40251 Fmly	151-0141-00		
X40C115	151-0331-00	2SC1811	151-0643-00	40251 Fmly	151-0179-01		
X40E602	151-0439-01	2SC1811	151-0668-00	40264 Fmly	151-0168-00		
X40E658	151-0439-00	2SC1816	151-0669-00	40327-17	151-0253-00		
X40K374	151-0496-00	2SC1951	151-0702-00	40C10B	151-0512-00		
X41E263	151-0440-00	2SC1983	151-0671-00	412022	151-0164-00		
X41E603	151-0440-00	2SC2333L	151-0423-00	41632BD	151-0269-00		
X41E617	151-0463-00	2SC2336B	151-0697-00	60010	151-0149-00		
X42C182	151-0365-00	2SC2527G	151-0701-00	60069	151-0275-00		
X43C181	151-0364-00	2SD28	151-0229-00	60156	151-0291-00		
X44C282	151-0352-00	2SD291	151-0356-00	60157	151-0299-00		

NOTES

9

COST CODE (CC COLUMN)

CODE	A	B	C	D	E	F	G	H	I	J	K	L	M	N	O
VALUE with +	.75¢	2¢	3.75¢	6¢	10¢	18¢	35¢	60¢	\$1	\$2	\$3.75	\$6	\$10	\$18	\$35+
VALUE no suffix	.5¢	1.5¢	3¢	5¢	8¢	15¢	25¢	50¢	75¢	\$1.50	\$3	\$5	\$8	\$15	\$25
VALUE with -	.2¢	1.25¢	2.5¢	4.25¢	7¢	13¢	22¢	40¢	65¢	\$1.25	\$2.50	\$4.25	\$7	\$13	\$22

NOTE: Costs may vary from order to order due to order quantities, vendor, etc.

RELIABILITY NOTES

COMPONENT RELIABILITY DATA: CAUTION!

The Component reliability data listed in this catalog are compiled from Tek field failure data. As such, they represent historical information based on many different instrument applications and environments. Using a part with a particular rate does not guarantee that the part will exhibit that rate in the circuit. This is due to the dependence of the failure rate on application stress (voltage, current, temperature, mechanical stresses) and other factors which may determine the part failure rate to an even greater extent than application stress. Some of these factors are:

1. Dependence on typical or unspecified parameters for proper circuit operation.
2. Circuit characterization which did not anticipate component parameter distribution or account for variations in performances at high or low temperatures.
3. Effects of thermomechanical cycling stress, such as in a sweep circuit.
4. Safe operating area-second breakdown phenomena.
5. Susceptibility to burn-out by transients.
6. User-induced failure.
7. Poor maintenance techniques.

One might ask: Of what value is this reliability data? It is a comparative indicator of Tek's experience with that component. Parts having experience failure rates greatly different from the generic rates should trigger some questions about their use in new applications. For example, is there evidence the part has been misapplied or occasionally suffered abuse? Have the suppliers had difficulty making the part? Does the new application stress the parts to the same degree as earlier applications? Component Engineering or Component Reliability Engineering can assist in answering such questions. The value of the data is as a flag indicating we have experienced some kind of reliability problem with that part in the past.

HOW FAILURE RATES DEPEND ON APPLIED STRESS

Semiconductors

Models have been developed to represent, in a heuristic manner, the dependence of semiconductor failure rates on voltage and temperature stress. These models are based on the Arrhenius equation which for a physical process, describes the process rate dependence on temperature:

$$R = R_0 \exp - \frac{E_A}{kT_K}$$

where R = reaction rate

R_0 = a constant

E_A = activation energy in eV

k = Boltzmann's constant (8.6×10^{-5} eV/K)

T_K = absolute temperature in Kelvin

Thus, the acceleration factor (AF) for the failure rate is:

$$AF = \exp \frac{E_A}{k} \left(\frac{1}{T_1} - \frac{1}{T_2} \right)$$

Where T_1 is the test temperature (or a reference temperature) and T_2 is the desired temperature in degrees Kelvin. Figure 1 shows this factor normalized to the failure rate at 60°C junction temperature. Also shown is the effect of voltage stress (MIL-HDBK-217B model for bipolar transistors only.) Voltage stress ratio is defined as the ratio of operating V_{CE} to rated V_{CE} .

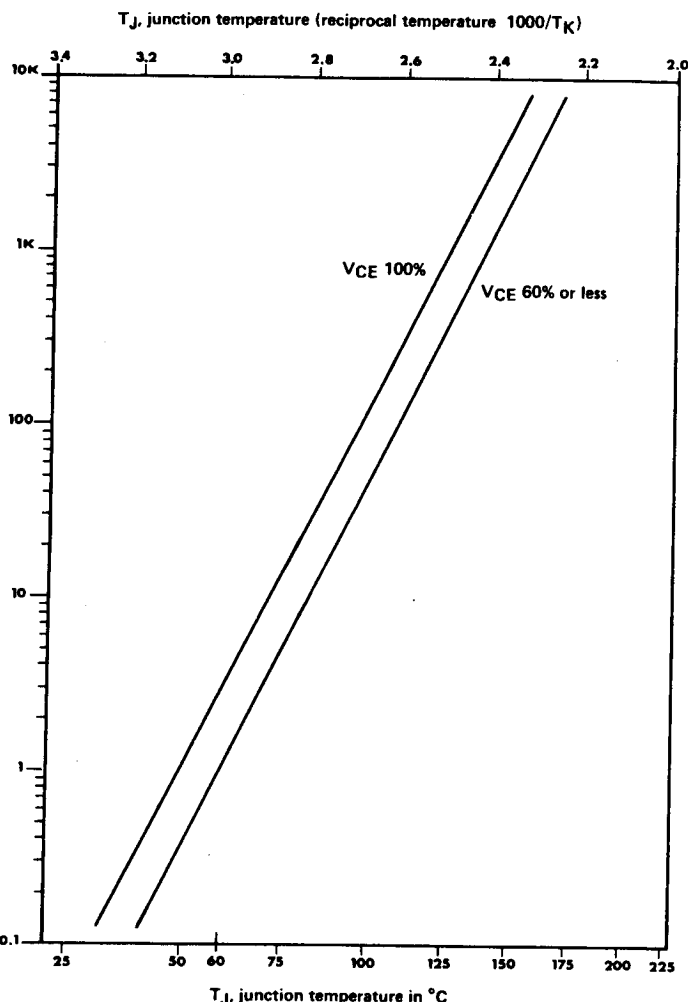


Figure 1 - Failure rate acceleration factors normalized to a failure rate of 1 at 60°C junction temperature. Effects of transistor voltage stress are indicated by the two lines for 100% and 60% voltage stress levels. For microcircuit acceleration factors, use the 60% line.

GENERIC FAILURE RATE DATA

	%/Warranty Year Tek Experience
Transistors, Bipolar	
Power	.05
Small Signal-PNP/NPN	.02
Transistors, JFET and MOSFET	.08
SCR/Triac/Unijunction	.08

IN ADDITION TO THE GENERIC FAILURE RATE DATA LISTED HERE, THIS SECTION LISTS THE EXPERIENCED FAILURE RATE DATA FOR MANY OF THE INDIVIDUAL PARTS.

†† CATALOG RELIABILITY CODES

USAGE/YR	CODE	FAILURE FREQ	CODE	%/YR (median)
≥10	1	1/100 000	A	.001
≥100	2	1/50 000	B	.002
≥1 000	3	1/20 000	C	.005
≥10 000	4	1/10 000	D	.01
≥100 000	5	1/5 000	E	.02
≥1 000 000	6	1/2 000	F	.05
≥10 000 000	7	1/1 000	G	.1
		1/500	H	.2
		1/200	I	.5
		1/100	J	1.0+

RELIABILITY NOTES

Reliability screening for semiconductor devices

When is it recommended?

Distributions

Semiconductor parameters such as leakage currents, breakdown voltages, current gain, threshold voltage, junction capacitances usually are found to be distributed normally (also called Gaussian) if a significant sample is tested.

What about the life of a semiconductor device? Some say that the life is unlimited. However, let's hypothesize that life is a measurable parameter just as any electrical parameter. Would it not be reasonable to expect the life of a semiconductor device to also have a normal distribution?

Semiconductor Life Distributions

Experiments have shown that the lives of semiconductors (for a constant junction temperature) are normally distributed as shown in Figure 1. Notice the horizontal scale is the log of time—not a linear function of time.

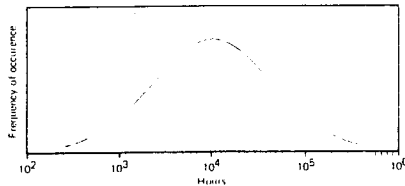


FIG 1 Life distribution of a typical part
(Test temperature of 150°C T_J)
Median life = 10^4 hours
Standard deviation = 1.5

Multiple Distributions

In the course of some experiments to determine semiconductor device life, multiple distributions are often found (see Figure 2). The secondary distribution that occurs earlier than the main distribution is sometimes called a "freak" distribution when the failure mechanism is the same as failures from the main distribution.

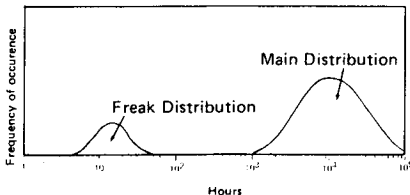


FIG 2

Log Normal Distribution

Accelerated life testing is used in order to obtain the necessary data for the log-normal distribution (i.e. the median life and the standard deviation).

In order to establish the presence and position of the freak and main distributions, tests must be continued until approximately 50% of the units on test fail (failure is defined as not complying with the part specification). This means that life tests are usually performed at or above the maximum junction temperature referred to in the specification. For example, transistor life tests are usually between 150 and 250°C.

Once the median life and standard deviation is found at an elevated temperature, the projected failure rate in a normal use condition can be derived (see Component News No. 236). This projected failure rate can be used to compare the reliability of several vendors or to indicate what benefits would accrue from screening (burn-in).

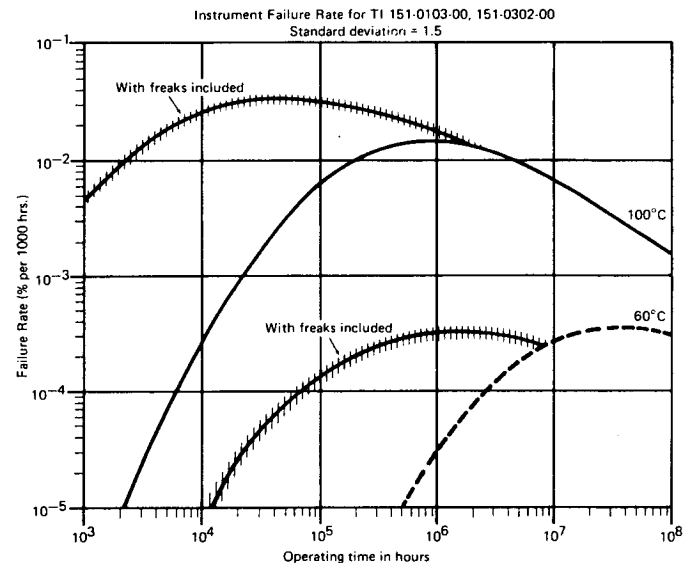
Application to Part Screening

Component reliability screening can be of significant benefit when:

1. The part type in question has been found by life testing to have a significant freak proportion (over 1%) and,
2. the application calls for junction temperatures of about 75°C or higher (at 25°C ambient), or when,
3. lowest possible failure rates are needed (out to 10,000 or more hours of instrument operation).

The reason for this is that the freak population is responsible for determining the component failure rate (except for application voltage overstress or user abuse) during the bulk of the instrument useful life. Figure 3 illustrates a typical transistor (151-0103-00, vendor T) failure rate curve for two different junction temperatures. Results are also applicable to the 151-0302-00 because the same chip is used in both part types.

Accelerated life tests showed that those parts had a "freak" population of about 5% of the sample with a freak median life of 20 hours. The main population had a median life of 900 hours at the test temperature (245°C)



Note the effect of removing the freaks becomes significant only at the higher junction temperature because the useful life of most Tek instruments is probably only about 20,000 hours of actual use (except for TV products which may be up to 100,000 hours). To remove the freaks, a high temperature burn-in is necessary.

Summary

Component Reliability Engineering can, by using accelerated life tests techniques:

1. Determine whether any significant reliability performance difference exists among vendors in order to qualify vendors with higher reliability (and disqualify those with inferior reliability) or merely to provide a reliability related input to a vendor rating system.
2. Identify the proportion of infant mortality or "freak" devices existing in lots of a particular part so that the positive effects of screening out those weak parts can be estimated and cost-benefit trade-offs measured.
3. Estimate the expected in-use failure rates so that application problems may be identified more easily.
4. Determine the inherent part reliability so that requirements reflecting this level may be added to part specifications and provisions added for lot reliability acceptance tests at incoming inspection.

High reliability versions of many Tek part numbered transistors already exist. If your application may benefit from use of these parts, contact Component Reliability Eng. Ext 1605 for further information.

APPLICATION NOTES

Safe operating area and second breakdown

Bipolar transistors are known to experience a failure mode called "secondary breakdown" even though the operating currents and voltages are well within the permissible limits set by thermal dissipation requirements.

It is essential that all necessary information regarding this failure mode be understood so that circuits may be designed to avoid such failures.

The object of this article is to give important and reliable "rules of thumb" that will facilitate proper designs, and to guide the designer to sources of information on the subject.

Definition of terms

If there is a secondary breakdown, obviously there must be a primary breakdown. Actually, transistors exhibit several modes of breakdown and while there are various interpretations, a consensus does prevail.

Figure 1 shows the breakdown characteristics of a typical transistor. In addition to those shown, other ratings exist (BV_{CE}S, BV_{CE}R and BV_{CE}X) but they all fall somewhere between BV_{CE}O and BV_{CE}B.

As shown, secondary breakdown results in a collapse of the device's voltage sustaining abilities with the accompanying sharp rise in collector current. This usually results in permanent damage — almost always a collector-to-emitter short. (The mechanism of this failure mode will be discussed at the end of this article.)

Transistor manufacturers have dealt with this breakdown problem since about 1958 by publishing ratings for each type of device. These ratings are commonly referred to as "Safe Operating Area Ratings" or SOAR.

Figure 1 Breakdown characteristics of a typical transistor.

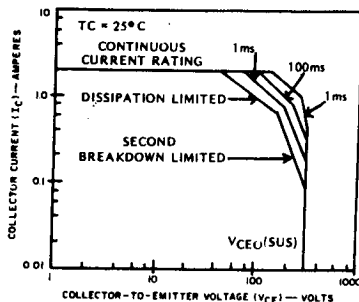
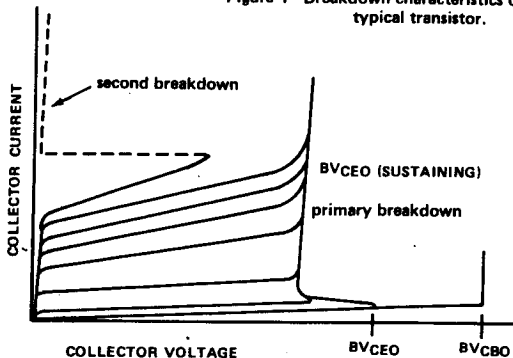


Figure 2 A typical safe-operating-area curve.

SOA ratings

(I recently received a data sheet from Toshiba of Japan in which they refer to an "Area of Safe Operation" or ASO — presumably pronounced "Ah-so.")

SOA ratings are in graphic form. A typical curve is shown in Figure 2. Note that ratings are energy-related involving voltage, current, time and temperature.

All power transistors and many small signal transistors have SOA ratings. Some manufacturers publish a graph outlining voltage, current and time limitations while others show a second graph plotted at an elevated temperature such as 100°C.

The manufacturers therefore guarantee their devices to survive as long as they are operated within their ratings. One would conclude then that it is impossible to properly design a circuit without referring to a SOA graph.

Manufacturing processes and SOA ratings

Another important point to remember is that almost all bipolar transistors are made using four basic processes. These are:

1. Single diffused, homogeneous base (homotaxial base)
2. Single diffused, epitaxial base (epi-base)
3. Double diffused, epitaxial (epi-collector)
4. Triple diffused

Each of these processes has distinct characteristics and SOA ratings. It is desirable to be able to associate a particular transistor with its process family.

Once the trade-offs between each process type are understood, proper device selection is made much simpler. Figure 3 gives a brief comparison of the four processes.

SOA ratings and f_t

Notice that there is a direct relationship between SOA and f_t . As a rule, as the f_t goes up, the SOA goes down.

It is also true that there are generally rather large differences between SOA groups and small differences between different parts within a group. Since this is also true of f_t , a good indicator of a device's process is its f_t .

An exception to this rule would be an epi-base part and a triple diffused device. The devices might both have an f_t of 4 MHz, but the triple diffusion process is used almost exclusively for devices requiring breakdown voltage greater than 200. Thus, the clue would be the voltage rating.

Specification problems

Not only is it sometimes difficult to identify a part's manufacturing process, but sometimes the manufacturer will purposely omit the information. It's a matter of being engaged in "specsmanship" to minimize the SOA rating differences between competitors. A couple of examples —

Many applications require a large SOA. Here single diffused parts are best. Texas Instruments does not manufacture parts by this process. They do make epi-base, and since epi-base requires only one diffusion step and runs a close second in SOA, TI calls it "single diffused." Very clever.

In another example, TI makes a broad range of plastic (TO-220) complementary pairs — TIP 29/30, TIP 31/32 etc. So does GE — D40, 41, 42, etc. In many cases their parts have identical voltage, current and power ratings.

However, GE makes only double diffused, epi-collector parts. So, when GE is after business in competition with TI, they don't talk about SOA. But, if you check out their f_t , you would find about 50 MHz versus 4 MHz for TI's devices. On the other hand, if you're looking for fast switching, the tables turn.

Another game the manufacturers play is with the SOA graphs. Here, the more rectangular the shape, the better. To get a good-looking graph, the manufacturers use different scaling factors. Sometimes you have to look twice to detect the rather rapid derating.

Figure 4 shows graphs for each of the four process types. Notice the scaling factors. Since these were all drawn from the RCA Power Data Book, they don't show as much exaggeration as some graphs.

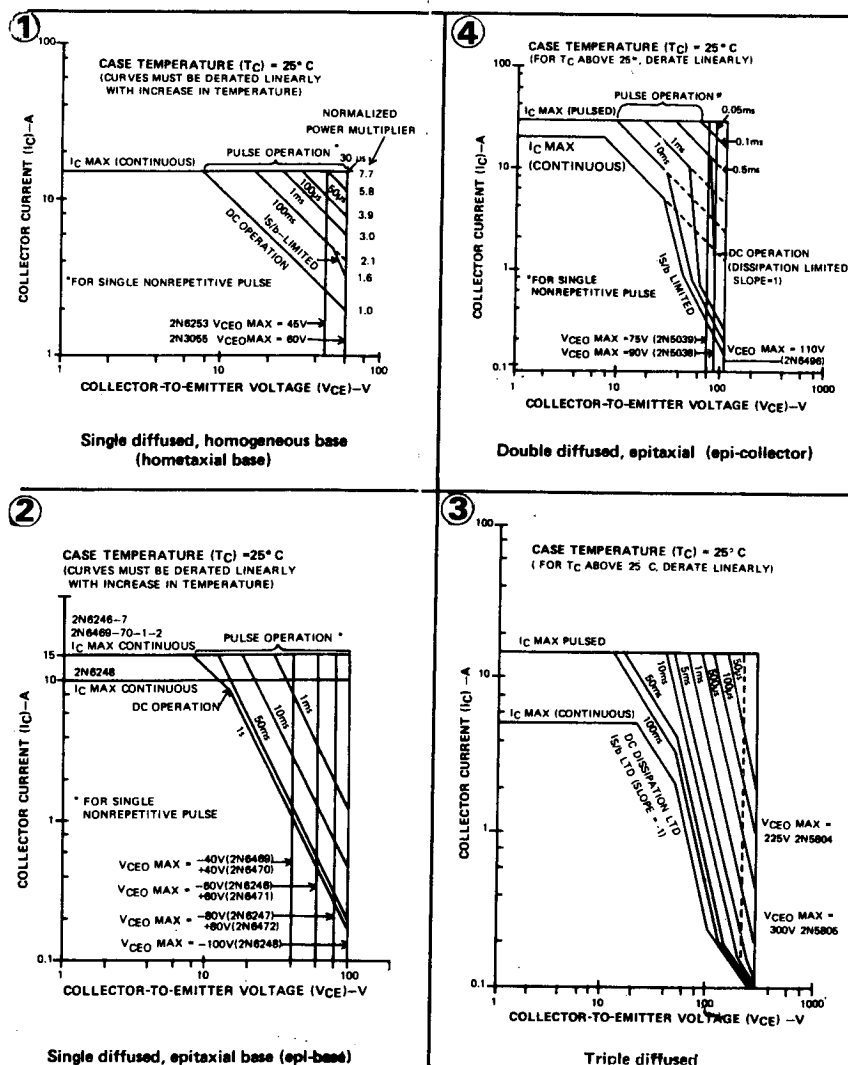
Figure 3

BIPOLAR MANUFACTURING PROCESSES

	Single diffused	Epitaxial Base	Double diffused, Epitaxial	Triple diffused
Current rating (amps)	5 to 30	1 to 50	1 to 50	1 to 30
Voltage rating (volts)	40 - 160	40 - 120	40 - 200	2000
Switching speed (f_t)	0.8 MHz typical	1 to 4 MHz	15 to 100 MHz	2 to 5 MHz
SOAR	very best	next best	poorest	good
Advantages	rugged	NPN — PNP complements, wide variety	very fast, NPN — PNP	medium speed, high voltage
Disadvantages	NPN only, slow	limited in voltage	poor SOAR	mostly NPN
Cost vs. Power	low	low	high	medium

9

Figure 4 SOA ratings and manufacturing processes



controlling f_t , we see a direct relationship between SOA ratings and f_t .

Until Hower's report, everyone tried to explain second breakdown in the terms of "current crowding" which is present in transistors when the base current flowing laterally causes de-biasing near the center of the emitter. See Figure 5.

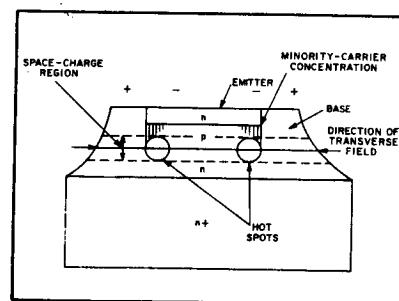


Figure 5 Diagram illustrating current crowding.

This focusing of current does cause hot spots but the fact is that second breakdown can and does occur at low collector currents where there is no appreciable current crowding. The paradox is that the techniques used to promote current spreading (such as emitter ballasting) do improve resistance to second breakdown.

Another explanation of second breakdown is that at high collector voltages, the base is partially depleted, thus reducing its effective thickness. The problem here is that in single-diffused transistors the VCE is supported almost entirely in the base, which depletes very deeply (at BVCEO to zero width). But, these happen to be the parts that have the highest SOA ratings.

The fact that second breakdown is mostly a voltage-dependent phenomena is also seen when

one notices that transistors with breakdown ratings of over 250 volts, or so, all have maximum SOA current ratings of about 200 mA, regardless of the geometry or size.

Concluding remarks

To summarize, all manufacturers are using the techniques learned over the past 17 years and are nearly equal in their proficiency to produce state-of-the-art devices.

I'm told that our suppliers usually build a part and then test it, sometimes destroying the device to arrive at an SOA rating. Therefore, it is much more important to select the right device process family than the particular manufacturer.

And, again, it is **essential** that a circuit designer refer to the SOA graph to complete a reliable design.

reverse bias second breakdown

FOOTNOTE:

In the text above I have dealt with what is commonly referred to as "forward bias second breakdown." There is another phenomena known as "reverse bias second breakdown." The two terms should not be confused.

There are operating conditions in certain circuits that subject a transistor to high V_{CE} and I_C simultaneously, with a reverse bias on the base.

Such a condition would be an inductive load in the collector circuit where a current is flowing

due to forward base drive and then that drive is abruptly reversed. As the transistor turns off, the collector voltage rises until the transistor breaks down. The whole of the energy stored in the inductor must then be absorbed by the transistor.

The reverse bias SOA rating is given in joules. This rating is not always listed in transistor specs, especially if the device is weak. But here again, devices can be divided by process family and the same rules will apply as in the case of forward bias SOA.

Single diffused, epitaxial base (epi-base)
or emitter ballasted double diffused,
(epi collector)
Second breakdown

As I mentioned earlier, second breakdown has been under investigation since 1958. The amount of material on the subject is truly voluminous.

However, as incredible as it may seem, after so many years of investigation, this phenomena is still not fully understood and cannot be predicted by device design calculations.

Note—Just prior to writing this article, I contacted transistor designers at Motorola, TI, and Solitron for update information. The most recent paper published on the subject is in the October 1974 edition of *IEEE Transactions on Electron Devices* (Ed. 21, No. 10). The author is Phillip Hower of Westinghouse.

The two most important facts concerning

For further information contact Jim Williamson, Component Engineering , 78-557, Ext 2552

APPLICATION NOTES

Handling precautions for TO-220's

We all know that electrical stresses must be maintained within specified limits to assure reliable performance and long device life. What we often neglect to recognize though is that the limitation of mechanical stresses during handling and mounting of devices is equally important to reliable field performance.

GE presents the following recommendations for the handling of TO-220 plastic power pacs. These suggestions apply to all vendor's devices.

lead forming and bending

1. point of bend $\geq 1/8"$ from plastic package
2. provide stress relief between bending point and package during bending
3. do not allow stress-relief tool to contact the plastic part of the package
4. avoid repeated bendings

screw mounting of device

1. maximum screw size: UNF 4-40 or Metric M3
2. screw head: Phillips or hex socket head cap preferred so mounting tool does not contact or press against the plastic part of the package
3. a flat round or rectangular washer against the top of the device flange is recommended to spread the mounting force — Washer dimensions must be such that it does not contact the plastic part of the package
4. lubricate screw threads and top of device flange around mounting hole with thermal compound
5. maximum mounting torque: ≤ 6 in-lbs.
6. if a minimum interface thermal impedance is important, observe the following:
 - a. minimum mounting torque: 3 in-lbs.
 - b. use thermal compound such as GE642

mounting surface type and preparation

1. flatness: $\leq .002$ in/inch
2. maximum diameter of hole: $\leq .140$ inch — This must include any countersinking, chamfering or cupping around hole
3. edge of hole must be clean with no burrs or ridges

possible damage

Damage to these devices from improper handling and/or mounting manifests itself as excessive current leakage or an electrical short in the device's principle current path.

For further discussions related to mounting practices as they affect interface thermal impedances, reference GE application note 200.55 entitled "Handling and Thermal Considerations for GE Plastic Power Devices."

DESOLDERING TOOLS-STATIC CHARGE

TOOL	CHARGE LEVEL RETAINED ON TOOL	
	Immediate charge	Charge after time
Silverstat Soldapullit	0V	0V After five minutes
Deluxe Soldapullit	3kV	300-400V After five minutes
Standard Soldapullit	20kV	10kV After five minutes
Bulb Solder Sucker	10kV	4kV After five minutes
Solder-Wick	*2kV	0V After one minute

*Charge was retained due to solder-wick's plastic reel

Some circuit board components are sensitive to static charge. Also, some desoldering tools create a static charge. In order to identify and preclude potential problems, we have tested the various desoldering tools available for use at Tek.

A circuit board was used, with components removed, to determine static levels. Each device was tested ten times. The desoldering tools were checked for immediate charge retention and for the charge held after five minutes.

Each of the tools except the Silverstat Soldapullit, left a static charge on the circuit board and retained a charge (see chart). The Silverstat Soldapullit, a model with a metallized surface, left no charge and also retained no charge. Therefore, it is the preferred tool. It has been assigned part number 003-0795-00.

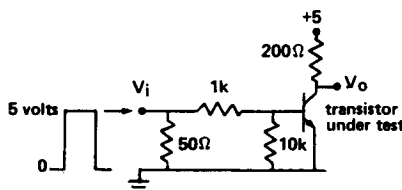
For more information on these desoldering tools, contact Herb Zajac, ext. 4759.

Contact Jim Williamson, Component Engineering, 78-557, Ext. 2552 for more information.

APPLICATION NOTES

Storage Times and Saturation Voltages

The data in this table was obtained by averaging the saturation voltages and switching times taken from 10 transistors of each type tested in the circuit shown. The values are not intended to be used as design values, but rather as a basis for comparison between different transistor types.



NPN (151's)	Storage Time (nsec)	Saturation voltage (volts)	Cost code
-0223-	13.2	0.122	E-
-0424-	17.0	0.106	E
-0127-	17.5	0.112	G-
-0225-	106.4	0.107	E+
-0190-	414.0	0.0394	D+
-0302-	658.0	0.0326	F-
-0192-	689.0	0.0298	E
-0341-	1082.	0.0607	D+
PNP (151's)			
-0325-	35.3	0.092	E
-0221-	83.9	0.096	E
-0188-	287.	0.0506	D+
-0220-	294.	0.0413	E
-0216-	610.	0.0768	E+
-0342-	711.	0.0729	E-
-0410-	935.	0.0505	E



**STATIC
SENSITIVE**

HANDLING OF STATIC SENSITIVE COMPONENTS

MOST SEMICONDUCTOR PART TYPES, BOTH SEPARATELY AND IN ASSEMBLIES, HAVE BEEN FOUND TO BE SUSCEPTIBLE TO DAMAGE AT VOLTAGE LEVELS COMMONLY FOUND IN MANUFACTURING ENVIRONMENTS. THE SIMULATED STATIC DISCHARGE TESTS SHOWED THE FOLLOWING CATEGORIES TO BE ESPECIALLY SUSCEPTIBLE:

CATEGORIES	RELATIVE DEGRADATION LEVEL ¹
MOS OR CMOS MICROCIRCUITS OR DISCRETES OR LINEAR MICROCIRCUITS WITH MOS INPUTS	100 - 500
ECL	200 - 500
SCHOTTKY SIGNAL DIODES	250
SCHOTTKY TTL	500
HIGH FREQUENCY BIPOLAR TRANSISTORS	400 - 600
JFETS	600 - 800
LINEAR MICROCIRCUITS	400 - 1000 (est.)
LOW POWER SCHOTTKY TTL	900
TTL	1200

¹VOLTS ON 100 pF CAPACITOR DISCHARGED THROUGH SERIES RESISTANCE OF 100 OHMS.

RECOMMENDATION:

SINCE ALMOST EVERY ASSEMBLY INCLUDES SOME OF THESE PARTS, WE RECOMMEND STATIC SENSITIVE PROCEDURES BE IMPLEMENTED FOR ALL OPERATIONS INVOLVING SEMICONDUCTOR PART HANDLING.

DIRECT ANY QUESTIONS TO:

RON SCHWARTZ, COMP. REL. ENG., EXT 1605.

APPLICATION NOTES

Avoid using selected components if possible

Using existing part-numbered components for new design has obvious advantages. These include:

1. generally lower cost due to increased volume
2. availability
3. known component history (failure rates, vendor quality, etc.)

When circuit design calls for components with parameter value different than those available, one alternative has been for Component Preconditioning and Test at Tektronix to select an existing part-numbered component for a particular parameter value. A typical example is the selection of a 151-xxxx-00 transistor for a beta between 75 and 80.

As shown in Figure 1, some 151-xxxx-00 transistors are sent to Component Selection and the rest go directly to production areas using the part. The number of transistors sent to Component Selection depends on:

1. The number of selected parts needed, and
2. the projected yield (i.e. how many devices will have a beta between 75 and 80).

Transistors with the desired beta are given a 153-xxxx-00 part number and shipped to the appropriate production lines.

All other transistors are sent to 151-xxxx-00 using areas via the warehouse in bags marked 151-xxxx-89. The -89 suffix is marked on the containers to avoid screening those devices for beta again and again.

These 151-xxxx-00 transistors in -89 bags are NOT rejects but are in fact of higher quality than the parts sent directly to production areas. This is because the opens, shorts, and other defective parts are automatically removed during the selection process.

Some production areas have returned devices in bags marked -89 to the warehouse as rejects, failing to understand this selection process. However, by far the worst misconception about selected parts has to do with the associated cost.

Figure 2 includes relevant usage and price figures for a typical component. Specific prices and part numbers are withheld to protect the innocent.

Suppose that 1k 153-xxxx-00 selected transistors are needed per period and the expected selection yield is 50%. Therefore, 2k devices must be screened by Component Selection to meet the demand.

In screening the 2k 151-xxxx-00's, Component Selection entails a labor charge of around 3¢ per 153-xxxx-00 device. (Labor charges run anywhere from 2 to 5% for each selected device.) The total cost of the selected parts in this example is 28¢.

If all goes well, the "fallout" devices are routed back to the warehouse as -89's and used in production lines at 25¢ each. But you guess it- "If" is a big word.

Figure 3 shows what generally happens two or three years after the selection process for a component was initiated. Notice the following changes:

1. The selected parts has become popular and its usage has increased from 1k devices per period to 5k devices per period.
2. The selection yield has dropped from 50% to 10% because of minor process changes. The vendor's part nonetheless still meets our original min. and max. beta specs.
3. The demand and usage of the original 151-xxxx-00 device we select from has declined from 10k devices/period to 1k/period.
4. The cost of the raw part and the labor charge have both increased.

In this example, Tektronix is accumulating 151-xxxx-00 transistors at the rate of 44k devices per period. Though not all cases are as drastic, the trend certainly exists. We currently have around \$160k worth of discrete devices in surplus stock.

In light of this information, Tektronix has taken several steps to ensure that this problem will not reoccur. Effective immediately:

1. Any new selected component request will not be processed unless authorized by a Component Evaluation Manager. This is to ensure that the actual cost of the selected part is known and that all other alternatives have been investigated.

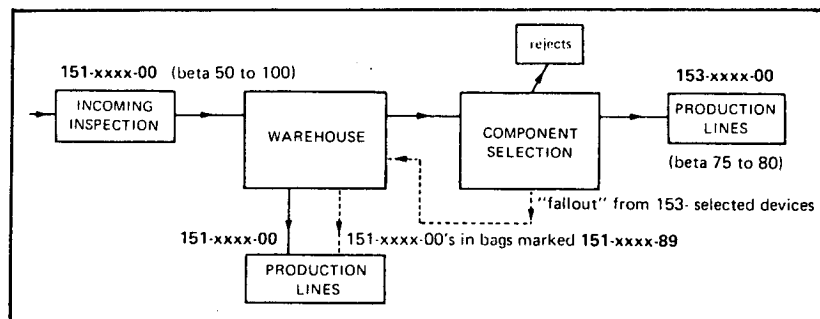


FIGURE 1

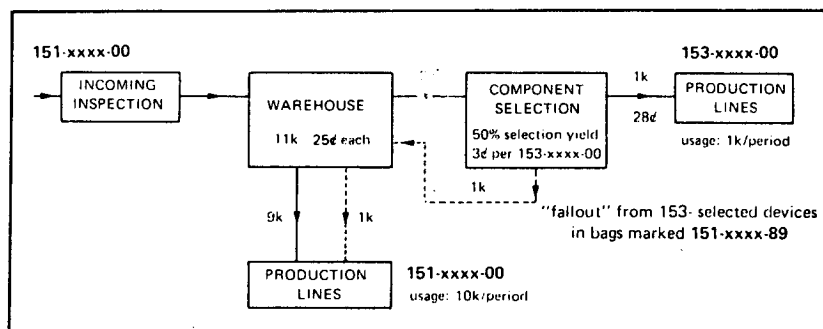


FIGURE 2

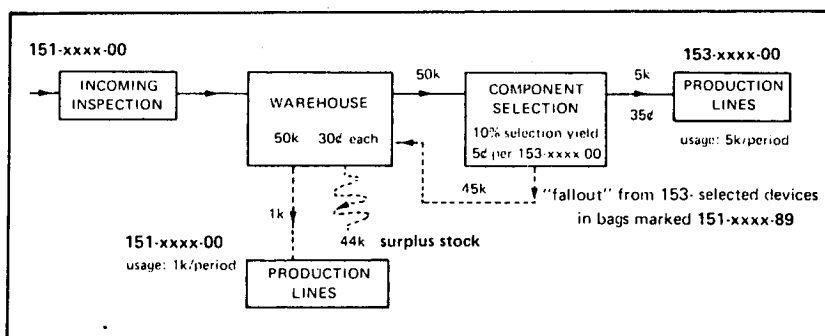


FIGURE 3

2. Expected yield rates and all other hidden costs will be included in the cost of the selected component. For the example given, the actual cost C_a is:

$$C_a = (\text{raw cost} + \text{labor charge}) + \frac{(\text{Surplus stock})(\text{Raw cost})}{\text{no. of selected devices}}$$

$$C_a = 30¢ + 5\% + \frac{44,000 \times 30¢}{5,000} = 35¢ + \$2.64 = \$2.99 \text{ per selected device}$$

3. Vendors will be queried to see if they can select components. Tek will select any parts where it is economically feasible to do so, but all cost will be computed and weighed before deciding to select in-house.

For further information, contact Component Engineering (Semiconductor Group), Jerry Willard (Manager), Ext. 2539.

TO-220 mounting system features high voltage withstand capability

A new integrated TO-220 transistor mounting system has been developed by TV Products Mechanical Engineering, in cooperation with Analog Component Engineering. The system features very high breakdown voltage capability, with attention given to variations in device mounting torque.

The mounting system consists of two parts: a purchased Chomerics "Cho-therm R 1674" silicon rubber insulator, and a Tek-made polysulfone shoulder washer. A special heat-sink counterbore detail is also required. Figure 1 shows an exploded view of this system.

Electrical characteristics

This new system was developed to accommodate the Hi-Pot requirement for UL instrument certification. Common methods used for TO-220 package mounting were not adequate for the 1500 volt specification. What was desired was a long-stemmed shoulder washer and a relatively tight-fitting insulator — both not commercially available. Thus, the need to develop our own system became apparent.

The results of breakdown voltage testing (both initial and repeated "strikes") are shown in Table 1.

Trial #	Largest hole (.151 in.)	Smallest hole (.131 in.)
1 (initial breakdown)	1500V	1850V
2	1400V	1600V
3 (repeated break-	1400V	1900V
4 downs with	1400V	1550V
5 same insulator)	1400V	1550V
6	1400V	1600V

Table 1 — Hi-Pot test results

The manufacturer's electrical ratings are:

Volume resistivity (per ASTM D257)
 $2 \times 10^{14} \Omega/\text{cm}(\text{typ})$

Dielectric constant (per ASTM D150)
 4 @ 1MHz(typ)

Breakdown voltage (per ASTM D149)
 1500V (min)

Mechanical considerations

The polysulfone (yellow or black) shoulder washer (Tek P/N 342-0536-00) acts like a spring washer with TO-220 device case styles. It is expressly designed for a #4-40 UNC 2B-type screw, with a nominal applied torque range of 4 to 5 in-lbs. As mounting screw torque is increased, the washer expands contact with the top of the device tab and begins to apply pressure toward the heat sink with the special counterbore detail that must be used (see Figure 1).

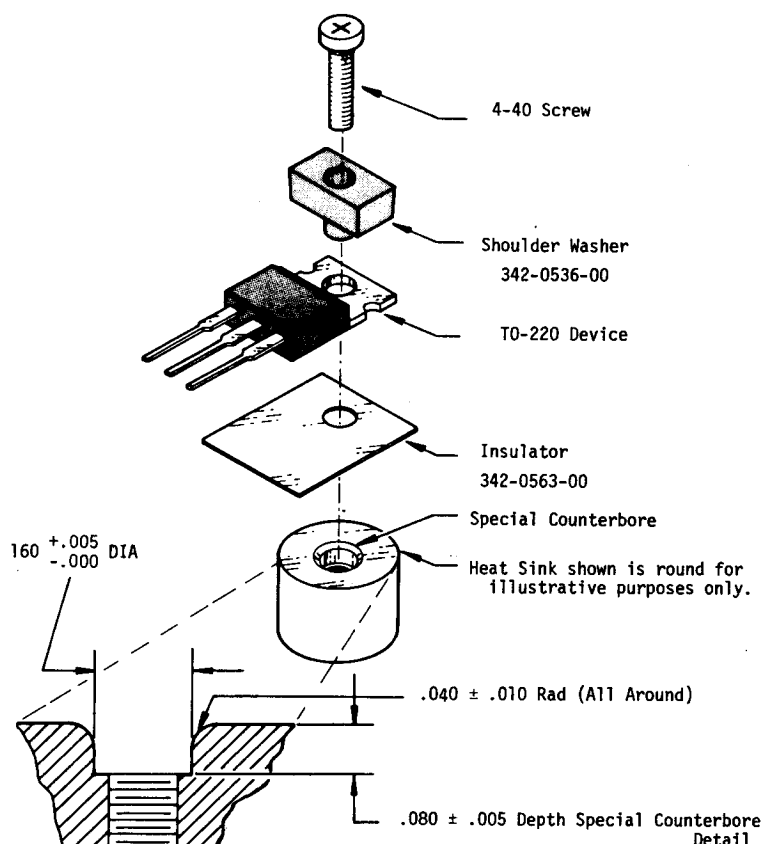


FIGURE 1 — TYPICAL INSTALLATION FOR NEW TO-220 TRANSISTOR MOUNTING SYSTEM.

On the underside of the shoulder washer a circular recess prevents stress-cracking of the washer, and prevents the device tab from being forced into the region around the counterbore. If the tab were forced into the detail it would distort, thereby reducing contact area, increasing device operating temperature and causing possible die fracture.

Thermal attributes

The maximum recommended transistor case operating temperature is 125°C, although 150°C can be used for brief periods. At this temperature some elastic characteristics of the polysulfone spring shoulder washer will be lost, but not to the extent that it will cause device failure.

The average $R\theta_{CS}$ of this system is 1.47°C/W. The thermal resistance between tab and heat sink will decrease somewhat between 10 and 100 hours of operation. This occurs because the insulator material will "cold-flow" into void areas and increase the effective contact area.

One final caution — do not use any heat sink "grease" with this insulator material. Compounds currently used (e.g., Dow #4 and Thermalcote) contain solvents that will attack the silicon rubber insulator material.

FOR MORE INFORMATION, CONTACT JIM WILLIAMSON, EXT. 2552 OR ED JOSTE, TV PRODUCTS MECHANICAL ENGINEERING, EXT. 1330.



**STATIC
SENSITIVE**

HANDLING OF STATIC SENSITIVE COMPONENTS

MOST SEMICONDUCTOR PART TYPES, BOTH SEPARATELY AND IN ASSEMBLIES, HAVE BEEN FOUND TO BE SUSCEPTIBLE TO DAMAGE AT VOLTAGE LEVELS COMMONLY FOUND IN MANUFACTURING ENVIRONMENTS. THE SIMULATED STATIC DISCHARGE TESTS SHOWED THE FOLLOWING CATEGORIES TO BE ESPECIALLY SUSCEPTIBLE:

<u>CATEGORIES</u>	<u>RELATIVE DEGRADATION LEVEL¹</u>
MOS OR CMOS MICROCIRCUITS OR DISCRETES OR LINEAR MICROCIRCUITS WITH MOS INPUTS	100 - 500
ECL	200 - 500
SCHOTTKY SIGNAL DIODES	250
SCHOTTKY TTL	500
HIGH FREQUENCY BIPOLAR TRANSISTORS	400 - 600
JFETS	600 - 800
LINEAR MICROCIRCUITS	400 - 1000 (est.)
LOW POWER SCHOTTKY TTL	900
TTL	1200

¹VOLTS ON 100 pF CAPACITOR DISCHARGED THROUGH SERIES RESISTANCE OF 100 OHMS.

RECOMMENDATION:

SINCE ALMOST EVERY ASSEMBLY INCLUDES SOME OF THESE PARTS, WE RECOMMEND STATIC SENSITIVE PROCEDURES BE IMPLEMENTED FOR ALL OPERATIONS INVOLVING SEMICONDUCTOR PART HANDLING.

DIRECT ANY QUESTIONS TO:

RON SCHWARTZ, COMP. REL. ENG. x1605.

DESOLDERING TOOLS-STATIC CHARGE

TOOL	CHARGE LEVEL RETAINED ON TOOL	
	Immediate charge	Charge after time
Silverstat Soldapullit	0V	0V After five minutes
Deluxe Soldapullit	3kV	300-400V After five minutes
Standard Soldapullit	20kV	10kV After five minutes
Bulb Solder Sucker	10kV	4kV After five minutes
Solder-Wick	*2kV	0V After one minute

*Charge was retained due to solder-wick's plastic reel

Some circuit board components are sensitive to static charge. Also, some desoldering tools create a static charge. In order to identify and preclude potential problems, we have tested the various desoldering tools available for use at Tek.

A circuit board was used, with components removed, to determine static levels. Each device was tested ten times. The desoldering tools were checked for immediate charge retention and for the charge held after five minutes.

Each of the tools except the Silverstat Soldapullit, left a static charge on the circuit board and retained a charge (see chart). The Silverstat Soldapullit, a model with a metallized surface, left no charge and also retained no charge. Therefore, it is the preferred tool. It has been assigned part number 003-0795-00.

For more information on these desoldering tools, contact Herb Zajac, ext. 4759.

SEMICONDUCTOR DEVICE, DIODE

SECTIONS 10 THRU 13

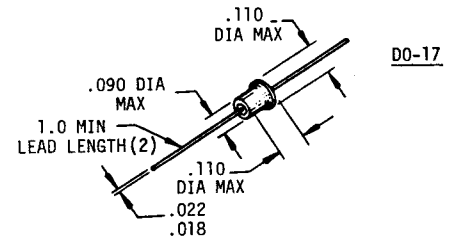
TABLE OF CONTENTS

	PAGE(S)
LISTINGS	
ARRAYS	10-3
BACK	10-2
CURRENT LIMITING	11-3
FOUR-LAYER	10-2
MATCHED OR SELECTED	12-6 THRU 12-8
RECTIFIER (BRIDGES)	12-1
RECTIFIER (SILICON)	12-1
RELIABILITY CHECKED	12-8
SIGNAL & SWITCHING (GERMANIUM & GaAs)	12-4
SIGNAL & SWITCHING (SILICON & SCHOTTKY)	12-4
SNAP-OFF	10-3
TEK-MADE SCHOTTKY	12-5
TRANSIENT VOLTAGE SUPPRESSORS	10-3
TUNNEL	10-2
VOLTAGE MULTIPLIERS	12-3
VOLTAGE VARIABLE CAPACITANCE (VVC)	10-2
ZENER	11-1 & 11-2
REFERENCE ONLY (NOT TO BE USED IN NEW DESIGN)	
SECTION 10	10-4
SECTION 11	11-4 & 11-5
SECTION 12	12-5 & 12-9 THRU 12-12
NOTES	10-5, 11-6, 13-11 & 13-17
CROSS REFERENCE INDEXES	
TEK PART NUMBER TO VENDOR NUMBER INDEX	13-2 THRU 13-10
JEDEC NUMBER TO TEK PART NUMBER INDEX	13-12 THRU 13-13
DIODE CASE DRAWINGS	13-14 THRU 13-16
RELIABILITY NOTES	13-18
APPLICATION NOTES	
ZENER DIODES	13-19
HOT CARRIER DIODES	13-20
HANDLING OF STATIC SENSITIVE COMPONENTS	13-21

SEMICONDUCTOR DEVICE, DIODE (CONT)

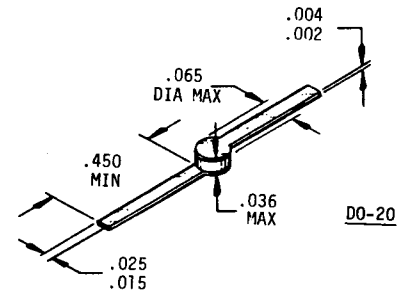
TUNNEL

I_p (mA)	C MAX (pF)	CASE STYLE	PART NUMBER	** ND	CC	†† RC
1 ± .1	10	D0-17	Δ152-0169-00	N	L+	
1 ± .025	5	D0-17	Δ152-0181-00	N	L+	4D
4.7 ± .12	18	D0-17	Δ152-0125-00	N	L+	4F
4.7 ± .12	18	D0-17	Δ152-0125-01	N	L+	4G
5.025 ± .275	7	D0-17	Δ152-0310-00	N	N+	
10 ± 1	90	D0-17	Δ152-0098-00	N	M	
10 ± .25	50	D0-17	Δ152-0182-00	N	M+	
10 ± 1	25	D0-17	Δ152-0386-00	N	L+	
10 ± 1	8	D0-17	Δ152-0140-01	N		
10 ± 1	2.4	D0-17	Δ152-0177-01	N	M+	
10 ± .5	2.4	D0-17	Δ152-0177-02	N	N-	4H
18.9 ± 2.1	1.5	D0-20	Δ152-0329-00	N	O+	
50.75 ± 5.75	31 pS	Special	Δ152-0383-00	N	O+	



BACK

FOR I MAX	REV I MAX	REC TIME	CASE STYLE	PART NUMBER	** ND	CC	†† RC
5μA	5mA	0.4 ns	D0-7	152-0070-00	N	L+	2I



SHOCKLY, FOUR LAYER

V_S	I_F (A)	MAX I_S (μA)	I_H (mA)	MIN I_{rb} (V)	MAX I_{LK} (μA)	OTHER	CASE STYLE +	JEDEC OR VENDOR NO.	PART NUMBER	** ND	CC	†† RC
18 - 22	10	125	10 - 20	22	15	4 Layer	D0-7	1N3831 Fmly	152-0136-00	N		
28 - 36	2	100		28	10	3 Layer	T0-92	MPT32	152-0401-00	N	G-	4F
46 - 54	10	125	15 - 30	30	15	4 Layer	D0-7	4EX264	152-0108-00	U	L	

VOLTAGE VARIABLE CAPACITANCE (VVC)

C_4 NOM pF	TOL %	QUALITY FACTOR MIN Q	V_R (V)	f (MHz)	BRKDN MIN VOLTS	LEAKAGE CURRENT MAX (μA) @ V_R (V)	CASE STYLE +	JEDEC OR VENDOR NO.	PART NUMBER	** ND	ΔΔ MID	CC	†† RC
1.	20	325	4	1	30	.02 25	Chip	MV1C2097	152-0679-00	A		I-	
1.2	10	2400	30	50	30	.02 25	D0-35	GC-105	152-0738-00	A		M+	
1.5	20	2400	4	50	45	.02 35	Microstrip	DVH-6934-98	152-0722-00	N		N	
6.8	10.3	300	4	100	60	.5 48	Pill	MV1864D	152-0272-00	A		M+	3H
7.	14.3	3	4	50	100	.1 100	D0-7	V7EA	152-0358-00	N			
7.	10	50	4	50	25	.5 25	D0-7	PG1084	152-0422-00	A		H-	
7.05	6.4	4000	4	50	60	.06 60	Pill	8C2070	152-0684-00	N			
10.	20	3.5	4	50	100	.1 100	D0-7	C33-4001	152-0271-00	A		J+	
11.5		225		100	30	.5 28	A276	BB105B	152-0650-00	A		H-	
17.5	15	15	4	50	50	.030 45	D0-7	1N4806 Fmly	152-0612-00	A		J-	
33.	20	55	4	50	35	1.0 30	D0-7	SMV1263	152-0269-00	A	✓	H-	4D
33.	5	55	4	50	35	1.0 30	D0-7	PG1084	152-0269-01	A	✓	H	
61.6	9	7	4	50	40	.1 40	D0-7	V56 Fmly	152-0270-00	A		J+	
100.	5	175	4	50	30	.02 25	D0-7	1N5456B	152-0719-00	A		J+	
120.	20	200	2	1	12	.1 10	D0-7	MV1404	152-0595-00	A		L	2I
(@ 2V, Hyperabrupt Junction)													
155.	5.2	70	4	50	22	.010 10	D0-7	V34-4202	152-0578-00	A		M+	3F
(Hyperabrupt Junction)													
155.	10	70	4	50	15	.02 10	D0-7	V34-4204	152-0622-01	A		L	IJ
155.	10	70	4	50	15	.5 10	D0-7	V34-4203	152-0622-00	A		L-	
330.	10	300	8	20	50	.3 45		PQ-1046	152-0597-00	A		M-	
29 @ 3V	10.3	280	3	50	30	.1 28	A276	BB109G	152-0665-00	A		G+	
500 @ 1V	12	150	1	1	18	.1 15	T0-92	SMV1361	152-0673-00	A		I	

SEMICONDUCTOR DEVICE, DIODE (CONT)

SNAP-OFF

SNAP TIME (pS)	MINORITY CARRIER LIFETIME		MIN BRKDN VOLTS (V)	TOTAL CAPACITANCE			CASE STYLE +	JEDEC OR VENDOR NUMBER	PART NUMBER	** ND	CC	++ RC
	MIN (nS)	MAX (nS)		MIN (pF)	MAX (pF)	@ V _R (V)						
70 max	10		15		.5	10	U10	8ND1571	152-0741-00	A	M+	
100 max	17		30	1.5	2.1	0	D0-35	GC-2534-15	152-0252-01	A	L	
120 max	60	15	30	.45	1.10	10	Chip	A4X618	152-0506-00	A	K+	
140 max	10	50	10	.38	.58	6	F111	MA43677	152-0451-00	A	O	3H
150 max	20	100	35		.9	0	D0-35	A4X583	152-0335-01	A	L-	
150 max	21		40	.85	1.15	6	U10	GC-2544-00	152-0678-00	A	L	
500 max	150	250	35	2.5	10.	0	D0-35	5082-8872	152-0503-00	A	K	
500 max	150	200	35	2.5	10.	0	D0-35	QSRD-4866	152-0503-01	A	L	

TRANSIENT VOLTAGE SUPPRESSORS

ENERGY (JOULES)	STAND OFF V	V _{BR}	MAX V _{CLAMP}	MAX I _R AT STAND OFF V	+CASE STYLE	JEDEC OR VENDOR NUMBER	PART NUMBER	** ND	CC	++ RC
1.5	11.1	13 ± 5% at 1mA	18.2 at 82A	5μA	Aley	TVP1505A	152-0761-00	A	J-	
1.5	171	200 ± 10% at 1mA	274 at 5.5A	5μA	Aley	1N6303A	152-0599-00	A	I+	
5	45	55 ± 10% at 5mA	80.3 at 62A	10μA	Algq	5KP45	152-0788-00	A	K-	4H

ARRAYS (DIODE)

VENDOR NUMBER	PART NUMBER	** ND	CC	++ RC	DESCRIPTION	CASE STYLE +
FSA2619P	156-1540-00	A	J+		8-diode array	16 DIP
FSA2720M	156-1545-00	A	K-		7-diode array	14 DIP
CA3039	156-0106-00	N	J-	4F	6-diode array	MOD T0-101
CA3039	156-0106-01	N	I		100% tested	
CA3141E	156-1450-00	N	G+	3F	10-diode array	16 DIP

PIN

TYPE	ON R _S			MAX OFF C C @ V _R (pF) (V)	CASE STYLE +	VENDOR NUMBER	PART NUMBER	** ND	CC	++ RC
	MIN (Ω)	MAX (Ω)	@ I _F (mA)							
ATTENUATING	25	50 2.5	1 100	.4 50	D0-35	MA47690	152-0524-00	A	J-	
ATTENUATING		8 2.5	20 100	.4 0	A196p	UM6601B	152-0579-00	A	K-	
SWITCHING		.6	10	2. 20	D0-35	5082-3188	152-0728-00	A	F+	
SWITCHING		1.6	100	.2 50	Chip	5082-0012	152-0643-00	A	K	

+ CASE DRAWINGS CAN BE FOUND ON PAGES 13-14 thru 13-16.

** NEW DESIGN CODE RECOMMENDATION FROM COMPONENT ENGINEERING:

A = Acceptable
N = Not Recommended
U = Unidentified

ΔΔ PURCHASED ON TAPE AND REEL FROM MACHINE INSERTION

++ CATALOG RELIABILITY CODES

USAGE/YR	CODE	FAILURE FREQ	CODE	%/YR (median)
≥10	1	1/100 000	A	= .001
≥100	2	1/50 000	B	= .002
≥1 000	3	1/20 000	C	= .005
≥10 000	4	1/10 000	D	= .01
≥100 000	5	1/5 000	E	= .02
≥1 000 000	6	1/2 000	F	= .05
≥10 000 000	7	1/1 000	G	= .1
		1/500	H	= .2
		1/200	I	= .5
		1/100	J	= 1.0



STATIC SENSITIVE

THIS APPLIES TO ALL DEVICES ON THIS PAGE WITH Δ BY PART NUMBER. (See PAGE 10-0 FOR EXPLANATION.)

For further explanation of this code, see page 13-18.

SEMICONDUCTOR DEVICE, DIODE (CONT)

DO NOT USE IN NEW DESIGN

TUNNEL

PART NUMBER	VENDOR NUMBER	§§ STATUS	OTHER	CASE STYLE	I _p (mA)	C MAX (pF)
152-0041-00	XFTA510	NP	Germanium	T0-18	10	6
152-0043-00	1N3129	NP	Germanium	M-83	20	20
152-0063-00	1N2941	NP	Germanium	T0-18	4.7	50
152-0073-00	SMTD604	DL	Germanium	M-83	10	25
152-0074-00	1N3128	NP	Germanium	M-83	5	15
152-0078-00	1N3130	CR	Germanium	M-83	50	25
152-0081-00	1N3714	NP	Germanium	A82	2.2	25
152-0093-00	STD736	CS	Germanium	D0-17	4.7	50
152-0099-00	TD1081	NP	Germanium	M-83	50	6
152-0102-00	STD615	OB	Germanium	A82	10	28
152-0140-00	1N3848	NP	Germanium	M-83	10	25
152-0154-00	TD253	NP	Germanium	M-214	10	9
152-0155-00	TD202	NP	Germanium	D0-20	2.2	5
152-0156-00	37181	NP	Germanium	D0-20	4.7	8
152-0159-00	37181	NP	Germanium	M-83	20	4
152-0189-00	1N3712	DL	Germanium	A82A	1	10
152-0203-00	32623	NP	Germanium	M-83	20	4
152-0214-00	TD252	NP	Germanium	D0-18	4.7	6
152-0225-00	TD256	CM	Germanium	M-214	100	6
152-0253-00	SMTD714	DL	Germanium		50	5
152-0254-00	SMTD716	OB	Germanium		100	6
152-0254-01	SMTD716	OB	Germanium with Ground Spring		100	6
152-0266-00	TD256	DL	Germanium	M-214	100	35
152-0275-00	SMTD907	CS	Germanium		50	5
152-0276-00		NP				
152-0277-00	37650, 1N3851	NP	Germanium	M-83	100	40
152-0330-00	STD930	CS	Germanium		2.2	25
152-0332-00		DL				
152-0334-00	152-0099	NP	Germanium with Ground Spring	M-83	50	6
152-0334-01		OB	Germanium with Ground Spring		50	6
152-0365-00	TD1081	NP	Germanium		50	6
152-0371-00	152-0371-00	DL	Germanium	A239	10	8
152-0373-00	STD932	CS	Germanium	D0-17	4.7	50
152-0375-00	SMTD908	CS	Germanium	D0-17 or D0-20	100	40
152-0376-00		DL	Germanium	A239	5	7
152-0377-00	SMTD636	DL	Germanium		50	1
152-0378-00	TD717	DL	Germanium	A239	4.7	25
152-0379-00	SMTD912	CS	Germanium	D0-17	20	10
152-0380-00	38820	CS	Germanium	A239	20	10
152-0381-00	38769	CS	Germanium	A239	5	15
152-0382-00	SMTD	DL	Germanium		50	3
152-0387-00	SMTD914	CR	Germanium	D0-17	20	4.5
152-0402-00	STD931	OT	Germanium	D0-17	2.2	25
152-0507-00	SMTD961	DL	Germanium inserted & epoxied in holder		50.7	1.2
153-0021-00	152-0078-00	DL	Germanium with matched shunt resistor		50	25
153-0042-00		CR	Checked, Diode/Resistor Pair			
153-0043-00	153-0036	NP	Checked with Ground Spring			
153-0043-01	153-0036	CS	Checked			

BACK

PART NUMBER	VENDOR NUMBER	§§ STATUS	OTHER	CASE STYLE
152-0077-00	BD-1	NP	Germanium	A8

SHOCKLY, FOUR LAYER

PART NUMBER	VENDOR NUMBER	§§ STATUS	OTHER	CASE STYLE
152-0204-00	4E20	DL	Replaced by 152-0136-00	A71

VOLTAGE VARIABLE CAPACITANCE(VVC)

PART NUMBER	VENDOR NUMBER	§§ STATUS	CASE STYLE	C ₄ NOM pF	TOL. %	QUALITY FACTOR			BREAKDOWN MIN VOLTS	LEAKAGE CURRENT	
						MIN Q	V _R	f MHz		MAX μA	@ V _R
152-0187-00	KV4803	CS	D0-14	10	20	100	4	50	100	.1	100
152-0230-00	SMV8135	LS	P111	6.8	9.7	300	4	100	60	.5	48
152-0231-00	1N5144 Fmly	OT	D0-7	22	10	200	4	50	60	.5	48
152-0271-01	PG-1155	OT	A276	11	±1pF	225		50	30	.5	28
152-0455-00		EN		13	8						

NOTES

55 STATUS CODES

CR	Current Production
*EN	Engineering
PP	Pre-Prod
*CS	Customer Service
*NP	Non-Prod
*CL	Cancelled
*DL	Deleted
*OB	Obsolete Instrument
CM	Custom Mod Instrument
*DS	Digital Systems
*OT	Obsolescent Instrument
MP	Modified Part
LR	Last Supply Current
LS	Last Supply Customer Service
VN	Vendor
TC	Tequipment Current Prod.
IN	International
SC	Sony/Tek Current Prod.

THE STATUS IN THIS CATALOG WAS CORRECT AT THE TIME IT WAS PUBLISHED, BUT IT IS SUBJECT TO CHANGE.

* TO USE A PART WITH THIS STATUS ON A NEW INSTRUMENT REQUIRES THAT A NEW PURCHASED PART INITIATION FORM (PPIF) BE INITIATED.

(A GLOSSARY OF TERMS FOR THESE STATUS CODES CAN BE FOUND ON PAGE 0-44).

COST CODE

(CC COLUMN)

CODE	≈ VALUE with -	≈ VALUE no suffix	≈ VALUE with +
A	.2¢	.5¢	.75¢
B	1.25¢	1.5¢	2¢
C	2.5¢	3¢	3.75¢
D	4.25¢	5¢	6¢
E	7¢	8¢	10¢
F	13¢	15¢	18¢
G	22¢	25¢	35¢
H	40¢	50¢	60¢
I	65¢	75¢	\$1
J	\$1.25	\$1.50	\$2
K	\$2.50	\$3	\$3.75
L	\$4.25	\$5	\$6
M	\$7	\$8	\$10
N	\$13	\$15	\$18
O	\$22	\$25	\$35+

NOTE: Costs may vary from order to order due to order quantities, vendor, etc.

SEMICONDUCTOR DEVICE, DIODE (CONT)

ZENER

V	TOL %	POWER (W)	TEST CURRENT (mA)	IMP MAX (Ω)	TEMP. COEF (per $^{\circ}\text{C}$)	+ CASE STYLE	JEDEC OR VENDOR NUMBER	MID $\Delta\Delta$	PART NUMBER	** ND	CC	++ RC	OTHER
2.4	5.	.4	20.	30.		DO-35	1N4370A		152-0688-00	A	E-	3E	
2.7	5.	.4	20.	30.		DO-35	1N4371A		152-0807-00	A	E+		
3.	5.	.4	2.	220.		DO-35	SZG30025RL		152-0667-00	A	G+		
3.	5.	.4	20.	29.		DO-7	1N4372A	✓	152-0278-00	A	D	5A	
3.3	5.	.4	20.	28.		DO-7	1N746A		152-0690-00	A	D		
3.3	5.	1.5	113.	10.		DO-41	1N5913B		152-0732-00	A	G+		
3.6	5.	.4	20.	24.	5.5mV	DO-7	1N747A		152-0744-00	A	D-	4F	
3.9	5.	.4	20.	23.		DO-35	1N748A		152-0689-00	A	D		
4.	5.	.4	2.	500.		DO-35	SZG30068		152-0693-00	A	F-		
4.3	5.	.4	20.	22.	-1.mV	DO-7	1N749A	✓	152-0395-00	A	D	5E	
4.75	5.	.4	5.	60.		DO-7	SZG137	✓	153-0059-00	N	F	3F	
5.	1.	.4	5.	50.	.6mV	DO-7	SFG195	✓	152-0662-00	A	G	5B	
5.1	5.	.4	5.	50.	.6mV	DO-7	1N751A Fmly	✓	152-0195-00	A	D+	5C	
5.1	5.	.4	5.	50.	.6mV	DO-7	1N751A Fmly	✓	152-0226-00	A	D+	4B	50 μV noise max @ 40mA I_Z
5.1	5.	.4	20.	17.	.6mV	DO-7	1N751A	✓	152-0279-00	A	D	5D	
5.1	5.	1.	49.	7.	.6mV	A31a	1N3826A		152-0481-00	A	I-		
5.1	10.	1.	49.	7.		DO-41	1N4733		152-0691-00	N	G		
5.6	5.	.4	5.	20.	1.1mV	DO-7	1N752A	✓	152-0175-01	N	F+		20 μV noise max @ 5mA I_Z
5.6	5.	.4	20.	11.	1.1mV	DO-7	1N752A	✓	152-0175-00	A	D	5D	
5.6	5.	10.	445.	1.	1.1mV	DO-4	1N3997A		152-0519-00	A	L	3G	With insulating mounting hardware
5.6	5.	1.	810.	5.		DO-41	1N4734A		152-0772-00	A	D+		
5.6	7.2	200.mW	5.	40.	1.1mV	SOT-23	BZX84-C5V6		152-0739-00	N			
6.2	2.	.25	7.5	15.	.002%	DO-7	1N3497 Fmly	✓	152-0486-00	A	H+	4E	TC @ 0 to 75 $^{\circ}\text{C}$
6.2	2.	.4	5.	10.	2.2mV	DO-35	SZG30205		152-0760-00	A	F-		
6.2	5.	.25	7.5	15.	.002%	DO-7	1N3497	✓	152-0317-00	A	G	5D	TC @ 0 to 75 $^{\circ}\text{C}$
6.2	5.	.4	.01			DO-7	SZG231-1	✓	153-0058-00	A	G		
6.2	5.	.4	5.	10.	2.2mV	DO-7	1N753A Fmly	✓	152-0166-00	A	D	5C	
6.2	5.	.4	5.	10.	2.2mV	DO-7	1N753A Fmly	✓	152-0227-00	A	E-	4C	75 μV noise max @ 4mA I_Z
6.2	5.	.4	7.5	15.	.01%	DO-7	1N821	✓	152-0461-00	A	F-	4D	TC @ -55 to 100 $^{\circ}\text{C}$
6.2	5.	.4	7.5	15.	.001%	DO-7	1N827		152-0456-00	A	H		TC @ -55 to 100 $^{\circ}\text{C}$
6.2	5.	.4	20.	7.	2.2mV	DO-7	1N753A	✓	152-0280-00	A	D	5D	
6.2	5.	1.	41.	2.	2.2mV	DO-41	1N4735A	✓	152-0757-00	A	D+	4D	Mini Glass
6.2	5.	1.	41.	2.	2.2mV	A31a	1N3828A		152-0309-00	A	I-	4F	
6.2	5.	10.	405.	1.1	2.2mV	DO-4	1N3998A		152-0148-00	A	L		
6.3	2.	.4	7.5	15.	.001%	DO-7	1N827		152-0727-00	A	I	3F	
6.3	3.2	.4	20.	7.	2.3mV	DO-7/DO-35	1N753A Fmly	✓	152-0337-00	A	E+	4H	
6.35	1.	.4	7.5	15.	.0005%	DO-7	1N829A Fmly		152-0526-00	A	L+	3E	TC @ -55 to 100 $^{\circ}\text{C}$
6.4	5.	.4	1.	100.	.01%	DO-7	1N4570		152-0464-00	A	J+		TC @ 0 to 75 $^{\circ}\text{C}$
6.8	5.	.4	18.5	4.5		DO-7	1N957B	✓	152-0647-00	A	D	5B	
6.8	5.	1.	37.	3.5	2.7mV	A31a	1N3016B		152-0290-00	A	I		
7.	2.	.4	20.	5.	2.9mV	DO-35/DO-41	SZG3017A		152-0745-00	A	I		
7.	5.	.4	10.	7.	2.9mV	DO-7	SZG98	✓	152-0638-00	A	G		
7.5	5.	.4	16.5	5.5	3.4mV	DO-7	1N958B	✓	152-0127-00	A	D	5D	.5mV noise max @ 7mA I_Z
7.5	5.	.4	16.5	5.5	3.4mV	DO-7	1N958B Fmly	✓	152-0326-00	A	E+		Mini Glass
7.5	5.	1.	34.	4.	3.4mV	A146h	UZ2359		152-0683-00	A	H		
8.2	2.	.4	10.		3.9mV	DO-7	1N959 Fmly	✓	152-0437-00	A	G-		Impd = 6.5 Ω max @ 15mA
8.2	5.	.4	1.	4.	3.9mV	DO-7	1N959B Fmly	✓	152-0217-00	A	D	5C	
8.2	5.	1.	31.	4.5	3.9mV	A31a	1N3018B		152-0576-00	A	H-	3H	
9.	2.	.4	1.		4.6mV	DO-7	1N960 Fmly	✓	152-0611-00	A	F-		Impd = 7.5 Ω max @ 14mA
9.	5.	.4	2.	80.	.01%	DO-7	SZ50850	✓	152-0359-00	A	H-	4F	TC @ -15 to 55 $^{\circ}\text{C}$
9.	5.	.5	7.5	20.	.01%	DO-7	1N935A Fmly	✓	152-0123-00	A	G+	3F	TC @ -15 to 100 $^{\circ}\text{C}$
9.	5.	.5	7.5	20.	.005%	DO-7	1N936 Fmly	✓	152-0212-00	A	H-	4E	TC @ 0 to 75 $^{\circ}\text{C}$
9.	5.	.5	7.5	20.	.002%	DO-7	1N937	✓	152-0411-00	A	H-	4E	TC @ 0 to 75 $^{\circ}\text{C}$
9.	5.	.5	7.5	20.	.001%	DO-7	1N938A		152-0124-00	A	J-	4E	TC @ -55 to 100 $^{\circ}\text{C}$
9.	5.	.5	7.5	20.	.001%	DO-7	1N938A Fmly		152-0174-00	A	L+		TC @ -55 to 100 $^{\circ}\text{C}$ 1mV max drift/wk
9.	5.	.25	4.	40.	.001%	DO-7	SZ13463K		152-0366-00	N	L		TC @ 0 to 75 $^{\circ}\text{C}$
9.1	5.	.4	14.	7.5	4.6mV	DO-7	1N960B	✓	152-0306-00	A	C	5E	
9.1	5.	.4	14.	7.5	4.6mV	DO-7	1N960B Fmly	✓	152-0306-01	A	F-	3F	I_R = 100nA max @ 6.9V
9.1	5.	1.	28.	5.	4.6mV	DO-41	1N4739A	✓	152-0512-00	A	D		Mini Glass
9.1	5.	3.	75.	3.	4.6mV	A60	UZ1364		152-0438-00	A	J-	4G	
10.	1.	.4	.25		5.5mV	DO-7	1N961B Fmly	✓	152-0514-00	A	G+		Impd = 8.5 Ω max @ 12.5mV
10.	5.	.4	12.5	8.5	5.5mV	DO-7	1N961B	✓	152-0149-00	A	C	4C	
10.	5.	1.	25.	7.	5.5mV	A31a	1N3020B		152-0120-00	A	H-	5F	
10.	10.	50.	1.2A	.6	5.5mV	C5A	1N2808A		152-0730-00	N	L		
11.	5.	.4	11.5	9.5	6.6mV	DO-7	1N962B	✓	152-0055-00	A	D-	4C	
11.7	5.	.5	7.5	30.	.005%	DO-7	1N942		152-0589-00	A	I+		TC @ 0 to 75 $^{\circ}\text{C}$
11.7	5.	.5	7.5	30.	.001%	DO-7	1N944 Family		152-0171-00	A	J-		TC @ 0 to 75 $^{\circ}\text{C}$
12.	5.	.4	10.5	11.5	7.8mV	DO-7	1N963B	✓	152-0168-00	A	C	5D	
12.	5.	5.	100.	2.5		A7ee	1N5349B		152-0809-00	A	H		
12.	5.	1.	21.	9.	7.8mV	DO-41	1N4742A	✓	152-0520-00	A	E	4E	Mini Glass

$\Delta\Delta$ PURCHASED ON TAPE AND REEL FOR MACHINE INSERTION

+ FOR CASE DRAWINGS, SEE PAGES 13-14 thru 13-16

++ FOR RELIABILITY CODES, SEE PAGE 11-3.

** NEW DESIGN RECOMMENDATION FROM COMPONENT ENGINEERING

A = Approved

N = Not Recommended

NOTE: ZENERS NOT TO BE USED IN NEW DESIGN ARE LISTED ON PAGES 11-4 & 11-5.

SEMICONDUCTOR DEVICE, DIODE (CONT)

ZENER (CONT)

V	TOL %	POWER (W)	TEST CURRENT (mA)	IMPED MAX (Ω)	TEMP. COEF (per $^{\circ}\text{C}$)	CASE STYLE	JEDEC OR VENDOR NUMBER	MID $\Delta\Delta$	PART NUMBER	** ND	CC	++ RC	OTHER
12.	5.	3.	65.	5.	7.8mV	A146f	UZ1215		152-0369-00	A	K		$V_Z = .1\text{V max from } 1.7 \text{ to } 2.7\text{mA } I_{ZT}$
12.5	4.	.4	1.7	100.	8.1mV	D0-7	1N963B Fmly	✓	152-0236-00	A	F	3F	
12.6	5.	.4	9.9	12.4	8.2mV	D0-7	SF13294	✓	152-0508-00	A	E+	4C	
12.6	5.	1.	19.	10.	8.2mV	A31a	1N3022 Fmly		152-0059-00	A			
12.6	5.	10.	198.	3.	8.2mV	D0-4	1N2976 Fmly		152-0089-00	A	N-		
													Stud is anode
13.	2.	.5	9.5	13.		D0-7	5M13ZS2		152-0702-00	A	H-		Mini Glass
14.	1.	1.	20.	10.	9. mV	D0-41	SZG40053		152-0746-00	A	H		
14.5	1.5	.4	8.5	16.	10. mV	D0-7	SZG193		153-0050-00	A	G+		
15.	5.	.4	8.5	16.	10.5mV	D0-7	1N965B	✓	152-0243-00	A	D	5D	
15.	5.	1.	17.	14.	10.5mV	D0-41	1N4744A	✓	152-0405-00	A	E	5B	
15.	5.	1.	17.	14.	10.5mV	A31a	1N3024B		152-0024-00	A	I-		
15.	5.	5.	75.	2.5	10.5mV	A1ee	1N5352B		152-0733-00	A	H-		
16.	5.	.4	7.8	17.	11.2mV	D0-7	1N966B		152-0571-00	A	D+	4H	
18.	5.	.4	7.	21.	13.5mV	D0-7	1N967B	✓	152-0590-00	A	D-	4F	
18.	5.	5.	75.	2.5	13.5mV	A1ee	1N5355B		152-0783-00	A			
19.3	1.	.4	.5	70.		D0-7	SZG266		152-0680-00	A	G+	4D	
20.	5.	.4	6.2	25.	15. mV	D0-7	1N968B	✓	152-0304-00	A	C	5D	
20.	5.	1.	12.5	22.	15. mV	A31a	1N3027B		152-0291-00	A	H-		
22.	2.	.4	14.	29.	17.6mV	D0-35	SZG3033RL	✓	152-0778-00	A	G		
22.	5.	.4	5.6	29.	17.6mV	D0-7	1N969B	✓	152-0281-00	A	D-	4D	
24.	5.	.4	5.2	33.	19.2mV	D0-7	1N970B	✓	152-0265-00	A	D	4E	
25.	5.	1.	10.	33.	20.5mV	A31a	1N3029 Fmly		152-0022-00	A	I-	4F	
27.	2.	.4	11.	41.	22.9mV	D0-35		✓	152-0777-00	A	H-		
27.	5.	.4	4.6	41.	22.9mV	D0-7	1N971B	✓	152-0147-00	A	D-	4E	
28.	5.	.4	1.5	41.		D0-7	SZG134	✓	152-0651-00	A	H-		
30.	5.	.4	4.2	49.	25.5mV	D0-7	1N972B	✓	152-0282-00	A	D	4E	
30.	5.	1.	8.5	40.	25.5mV	A31a	1N3031B		152-0292-00	A	I-		
30.	5.	10.	85.	8.	25.5mV	D0-4	1N2989B		152-0480-00	A	J		
33.	5.	.4	3.8	58.	28. mV	D0-7	1N973B	✓	152-0241-00	A	D-	4E	
33.	5.	1.	7.5	45.	28. mV	A31a	1N3032B		152-0293-00	A	I-		
36.	5.	1.	7.	50.	30.6mV	A31a	1N3033B		152-0294-00	A	I-	4F	
39.	5.	1.	6.5	60.	35. mV	A31a	1N3034B		152-0229-00	A	I-	3H	
43.	5.	.4	3.	93.	39. mV	D0-7	1N976B	✓	152-0283-00	A	D-	4F	
47.	5.	.4	2.7	105.	42. mV	D0-7	1N977B	✓	152-0284-00	A	D-		
47.	5.	1.	5.5	80.	42. mV	A31a	1N3036B		152-0394-00	A	I-	4F	
47.	5.	1.	5.5	80.	42. mV	D0-41	1N4756A	✓	152-0756-00	A	E		Mini Glass
51.	5.	.4	2.5	125.	46. mV	D0-7	1N978B	✓	152-0255-00	A	D-	5B	
51.	5.	1.	5.	95.	46. mV	A31a	1N3037B		152-0150-00	A	I-		
51.	5.	10.	50.	15.	46. mV	D0-4	1N2997B		152-0096-00	A			
56.	5.	.4	2.2	150.	50. mV	D0-7	1N979B	✓	152-0268-00	A	D	4G	
56.	5.	3.	10.	70.	50. mV	A146f	UZ756		152-0264-00	N	K-		Surge I = 700mA max
56.	5.	10.	45.	16.	50. mV	D0-4	1N2999B		152-0311-00	A	I-		
62.	5.	.4	2.	185.	56. mV	D0-7	1N980B	✓	152-0285-00	A	D	5F	
75.	2.	.4	1.7	270.	68. mV	D0-7	1N982 Fmly	✓	152-0580-00	A	F+	4F	
75.	5.	1.	11.	100.		A31a	SZ12386		152-0215-00	N	J+		
75.	5.	.4	1.7	270.	68. mV	D0-7	1N982B	✓	152-0286-00	A	D	5F	
75.	5.	1.	3.3	175.	68. mV	A31a	1N3041B		152-0101-00	A	I-	4E	
75.	5.	10.	33.	22.	68. mV	D0-4	1N3002B		152-0312-00	A	L		
82.	5.	.4	1.5	330.	74. mV	D0-7	1N983B	✓	152-0357-00	A	D	4H	
82.	5.	1.	3.	200.	74. mV	A31a	1N3042B		152-0295-00	A	I-		
82.	5.	5.	15.	65.	74. mV	A1ee	1N5375B		152-0749-00	A	H-		
91.	5.	1.	2.8	250.	86. mV	A146f	UZ2354		152-0513-00	A	H	3I	
100.	5.	.4	1.3	500.	100. mV	D0-7	1N985B	✓	152-0427-00	A	E+	4F	
100.	5.	1.	2.5	350.	100. mV	A31a	1N3044B	✓	152-0087-00	A	I-	3F	
108.	2.	.4	.2	1000.		D0-7	SZG20107	✓	152-0657-00	A	G-		
110.	5.	.4	1.1	750.	110. mV	D0-7	1N986B	✓	152-0287-00	A	E+	4E	Mini Glass
110.	5.	1.	2.3	450.	110. mV	A31a	1N3045B		152-0305-00	A	I-	3G	
120.	5.	.4	1.	900.	120. mV	D0-7	1N987B	✓	152-0428-00	A	G	4D	
120.	5.	1.	2.	550	120. mV	A31a	1N3046B		152-0100-00	A	I-		
120.	5.	5.	10.	170.	120. mV	A133	1N5380B		152-0669-00	A	H-		
130.	5.	1.	1.9	700.	130. mV	A31a	1N3047B		152-0417-00	A	L		
140.	5.	.4	.9	1300	140. mV	D0-7	1N988 Fmly	✓	152-0288-00	A	E+	4F	
150.	5.	.4	.85	1500	150. mV	D0-7	1N989B	✓	152-0247-00	A	E+	4E	
150.	5.	1.	1.7	1000	150. mV	A31a	1N3048B		152-0510-01	A	H-	3H	
150.	10.	5.	8.	330.	150. mV	A146m	UZ5215		152-0240-00	N	K-		
180.	5.	.4	.68	2200	180. mV	D0-7	1N991B	✓	152-0289-00	A	E+	4C	
180.	5.	5.	1.	430.	200. mV	A1ee	1N5386B		152-0705-00	A	G	1J	
200.	5.	.4	.65	2500	200. mV	D0-7	1N992B		152-0470-00	A	G		

SEMICONDUCTOR DEVICE, DIODE (CONT)

CURRENT LIMITING

PINCHOFF CURRENT (mA)	TEST VOLTS (V)	IMPEDANCE AT TEST V (M Ω)	OPERATING PEAK VOLTS (V)	+ CASE STYLE	JEDEC OR VENDOR NUMBER	PART NUMBER	** ND	CC	†† RC
.05 to .30	25	10.	100	D0-7	1N5283 Fmly	152-0328-00	N	L+	
.27 \pm 10%	25	14.	100	D0-7	1N5285	152-0490-00	N	J+	
1.2 \pm 10%	25	.64	100	D0-7	1N5299	152-0460-00	N	J+	

†† CATALOG RELIABILITY CODES

USAGE/YR	CODE	FAILURE FREQ	CODE	%/YR (median)
≥ 10	1	1/100 000	A	-.001
≥ 100	2	1/50 000	B	-.002
$\geq 1 000$	3	1/20 000	C	-.005
$\geq 10 000$	4	1/10 000	D	-.01
$\geq 100 000$	5	1/5 000	E	-.02
$\geq 1 000 000$	6	1/2 000	F	-.05
$\geq 10 000 000$	7	1/1 000	G	-.1
		1/500	H	-.2
		1/200	I	-.5
		1/100	J	-.1.0+

For further explanation of this code,
see page 13-18.

ΔΔ PURCHASED ON TAPE AND REEL FOR MACHINE INSERTION.
+ FOR CASE DRAWINGS, SEE PAGES 13-14 thru 13-16.

** NEW DESIGN RECOMMENDATION FROM COMPONENT ENGINEERING

A = Approved
N = Not Recommended

NOTE: ZENERS NOT TO BE USED IN NEW DESIGN ARE LISTED ON PAGES 11-4 & 11-5.

COST CODE

(CC COLUMN)

CODE	≈ VALUE with -	≈ VALUE no suffix	≈ VALUE with +
A	.2¢	.5¢	.75¢
B	1.25¢	1.5¢	2¢
C	2.5¢	3¢	3.75¢
D	4.25¢	5¢	6¢
E	7¢	8¢	10¢
F	13¢	15¢	18¢
G	22¢	25¢	35¢
H	40¢	50¢	60¢
I	65¢	75¢	\$1
J	\$1.25	\$1.50	\$2
K	\$2.50	\$3	\$3.75
L	\$4.25	\$5	\$6
M	\$7	\$8	\$10
N	\$13	\$15	\$18
O	\$22	\$25	\$35+

NOTE: Costs may vary from order to order
due to order quantities, vendor, etc.

SEMICONDUCTOR DEVICE, DIODE (CONT)

ZENER (CONT)

DO NOT USE IN NEW DESIGN

PART NUMBER	JEDEC OR VENDOR NO.	SS ST	† CASE STYLE	V	TOL %	POWER (W)	TEST CURRENT (mA)	IMPD MAX (Ω)	TEMP COEF (mV/°C)	OTHER
152-0004-00	1N707	NP	A62	7.1	12.7	.25	10.	10.	.6	Replaced by 152-0127-00
152-0018-00	1N2995	DL	D0-4	47.	20.	10.	55.	14.	7.2	Replaced by 152-0303-00
152-0019-00	1N2971	OB	D0-4	7.5	20.	10.	335.	1.3	3.4	Replaced by 152-0300-00
152-0020-00	1N2985A	OB	D0-4	22.	10.	10.	115.	5.	17.6	Replaced by 152-0301-00
152-0021-00	1N2991	OB	D0-4	36.	20.	10.	70.	10.	30.6	Replaced by 152-0302-00
152-0024-01	1N466B	DL	D0-13	15.	5.	1.	63.	14.		
152-0031-00	1N718A	NP	D0-7	15.	5.	.25	12.	13.	10.5	Replaced by 152-0243-00
152-0032-00	1N986	DL	D0-7	105.	10.	.25	.6	1000.	91.	
152-0033-00	1N988	NP	D0-7	140.	10.	.25	.45	2000.	140.	
152-0034-00	1N753	NP	D0-7	6.2	10.	.4	20.	7.	2.2	Replaced by 152-0280-00
152-0037-00	1N3820	NP	C-14	200.	20.	1.5	1.9	1000.	200.	Replaced by 152-0299-00
152-0038-00	1N3816	NP	C-14	140.	20.	1.5	2.9	600.	140.	
152-0039-00	1N3814	NP	C-14	110.	20.	1.5	3.4	300.	10.	
152-0044-00	1N3042A	NP	A31a	82.	10.	1.	3.	200.	74.	Replaced by 152-0135-00
152-0052-00	1N3004B	OB	D0-4	91.	5.	10.	28.	35.	82.	
152-0053-00	1N2984B	OB	D0-4	20.	5.	10.	125.	4.	15.	
152-0054-00	1N3798B	OB	C-14	10.	5.	1.5	37.5		5.5	Matched pair
152-0056-00	1N3804B	CS	C-14	43.	5.	1.5	9.	45.	39.	
152-0057-00	1N3807B	NP	C-14	56.	5.	1.5	6.7	75.	9.6	Replaced by 152-0264-00
152-0058-00	SG22	NP	A1	.64	10.		1.	50.		Replaced by 152-0141-01
152-0060-00	1N3027A	NP	A31a	20.	10.	1.	12.5	22.	15.	Replaced by 152-0291-00
152-0064-00	1N961A	CS	A3989	10.	10.	.4	12.	8.5		
152-0067-00	1N3029	NP	A31a	24.	20.	1.	10.	25.		
152-0068-00	1N3031A	NP	A31a	30.	10.	1.		40.	8.5	
152-0069-00	1N3041A	DL	A31a	75.	10.	1.	3.3	175.	68.	
152-0076-00	1N4372	CS	D0-7	3.	10.	.4	20.	29.		Replaced by 152-0278-00
152-0082-00	1N3008B	DL	D0-4	120.	5.	10.	20.	75.	120.	
152-0086-00	1R55651	NP		36.	10.	1.5			30.6	Replaced by 152-0294-00
152-0091-00	1N982	NP	D0-7	75.	20.	.4	1.7	270.	68.	Replaced by 152-0286-00
152-0091-01	1N483	DL	G-1	75.	20.	1.				Replaced by 152-0101-00
152-0094-00	1N3037	NP	A31a	50.	10.	1.	5.	90.	45.	Replaced by 152-0150-00
152-0097-00	1N3800A	NP	C-14	30.	10.	1.5	12.	25.	25.5	Replaced by 152-0296-00
152-0104-00	1N3016A	NP	A31a	6.8	10.	1.	37.	3.5	2.8	Replaced by 152-0290-00
152-0105-00	1N2620	CS	A31a	9.3	5.	.75	10.	15.	.01	TC @ 0 to 75°C
152-0118-00	1N3033A	NP	A31a	36.	20.	1.	7.	50.	30.6	Replaced by 152-0296-01
152-0119-00	1N968A	NP	D0-7	22.	10.	.4	5.6	29.	17.6	Replaced by 152-0281-00
152-0122-00	1N3001B	DL	D0-4	68.	10.	10.	37.	18.	61.	Replaced by 152-0133-00
152-0126-00	1N3024A	CS	A31a	15.	10.	1.	17.	14.		
152-0132-00	1N2997B	DL	D0-4	51.	5.	10.	50.	15.	46.	Replaced by 152-0096-00
152-0133-00	1N3001B	OB	D0-4	68.	5.	10.	37.	18.	61.	
152-0134-00	1N3044A	CS	A31a	100.	10.	1.	2.5	350.	100.	Replaced by 152-0087-00
152-0135-00	1N3042A	DL	A31a	82.	10.	1.	3.	200.	74.	Replaced by 152-0295-00
152-0137-00	1N3016	CS	A31a	13.6	2.	2.	37.	7.	5.4	Series matched pair, values given are for both diodes in series.
152-0139-00	1N751	MP	D0-7	5.1	10.	.4	20.	17.	.6	Replaced by 152-0279-00
152-0142-00	1N972A	NP	D0-7	30.	10.	.4	4.2	49.	25.5	Replaced by 152-0282-00
152-0146-00	1N991A	NP	D0-7	180.	10.	.4	.68	2.2k	180.	Replaced by 152-0289-00
152-0157-00	4M140	NP	D0-7	140.	10.	.4	.9	1300.	140.	
152-0166-01	1N753A	DL	D0-7	6.2	5.	.4	5.	10.	2.2	Motrola only
152-0167-00	1N976	CS	A398	43.	20.	.4	3.	93.	39.	Replaced by 152-0283-00
152-0172-00	1N970A	NP	A398	24.	10.	.4	5.2	33.	19.2	Replaced by 152-0265-00
152-0176-00	1N980A	NP	D0-7	62.	10.	.4	2.	185.	56.	Replaced by 152-0285-00
152-0190-00	1N977A	NP	D0-7	47.	10.	.4	2.7	105.	42.	Replaced by 152-0284-00
152-0191-00	1N980A	DL	D0-7	62.	10.	.4	2.	185.	56.	Replaced by 152-0285-00
152-0213-00	1N3032	CS	A31a	33.	20.	1.	7.5	45.	28.	Replaced by 152-0293-00
152-0228-00	1M105Z10	NP	A31a	105.	10.	1.	2.4	400.	105.	
152-0234-00	1N976A	NP	D0-7	43.	10.	.4	3.	93.	39.	Replaced by 152-0283-00
152-0235-00	1N979A	DL	D0-7	60.	10.	.4	1.5	150.	54.	Matched pair; replaced by (2) 152-0268-00
152-0267-00		NP		27.	10.	1.8			22.9	
152-0295-01	1N3042B	DL	A31a	82.	5.	1.	3.	200.	74.	
152-0296-00	1N3800B	CS	C-14	30.	5.	1.5	12.	25.	25.5	
152-0297-00	1N3814B	CS	C-14	110.	5.	1.5	3.4	300.	110.	
152-0298-00	1N3816B Fmly	CR	C-14	140.	5.	1.5	2.7	550.	140.	
152-0299-00	1N3820B	CR	C-14	200.	5.	1.5	1.9	1000.	200.	
152-0300-00	1N2971B	DL	D0-4	7.5	5.	10.	335.	1.3	3.4	
152-0301-00	1N2985B	DL	D0-4	22.	5.	10.	115.	5.	17.6	
152-0302-00	1N2991B	DL	D0-4	36.	5.	10.	70.	10.	30.6	
152-0303-00	1N2995B	DL	D0-4	47.	5.	10.	55.	14.	42.	
152-0308-00	GREA35	NP	D0-7	9.	5.		4.	40.	.005	

NOTE: FOR LISTINGS OF RECOMMENDED PARTS, SEE PAGES 11-1 THRU 11-3.

SEMICONDUCTOR DEVICE, DIODE (CONT)

ZENER (CONT)

DO NOT USE IN NEW DESIGN

PART NUMBER	JEDEC OR VENDOR NO.	SS ST	+ CASE STYLE	V	TOL %	POWER (W)	TEST CURRENT (mA)	IMP D MAX (Ω)	TEMP COEF (mV/°C)	OTHER
152-0309-01	1N3828A	CS	A31a	6.2	5.	1.	41.	2.	3.5	Motorola only
152-0318-00	1N4166	DL	D0-29	15.	5.	1.	17.	14.	10.5	
152-0424-00	UZ5807	EN	A223	7.5	10.	1.25	175.	1.5	3.4	
152-0440-00	1N3817B	CS	C-14	150.	5.	1.5	2.5	700.	150.	
152-0461-01	1N821	DL	D0-7	6.2	5.	.4	7.5	15.	.1	
152-0500-00	UZ718	DL	A60	18.	5.	3.	40.	8.	13.5	Reverse polarity stud is anode
152-0521-00	SZ13479	EN	D0-7	105.	5.	.4	1.05	825.	105.	
152-0527-00	1N748B	OB	A1	3.9	5.	.4	20.	23.		
152-0532-00	1N5347B	OB	A1ee	10.	5.	5.	125.	2.		
152-0534-00	1N4733	OB	A1ay	5.1	10.	7.	49.	7.		
152-0537-00	1N5227A	OB	A398a	3.6	10.	.5	20.	24.	.1	
152-0553-00	1N705A	OB		48.	5.	.25				
152-0562-00	1N983	CS	D0-7	82.1	1.1	.4	1.5	330.		
152-0563-00	1N4561	CR	C-5a	5.6	20.	50.	2250.	.12	1.1	
152-0573-00	1N3997AR	OT	D0-4	5.6	5.	10.	445.	1.	1.1	
152-0615-00	1N5378B	EN	A1ee	100.	5.	5.	12.	90.	100.	
152-0641-00	1N3828A	DL	A31a	6.2	5.	1.	41.	2.	3.5	
153-0001-00	1N752A	DL	D0-7	5.6	5.	.4	20.	11.	1.1	
153-0005-00	152-0298-00	NP								
153-0017-00	152-0297-00	NP								
	152-0298-00									
153-0018-00	152-0297-00	NP								Checked Checked Series matched pair
153-0019-00	152-0299-00	NP								
153-0026-00	152-0297-00	NP								
	152-0298-00									Selected
153-0027-00	1N755A	NP								

SS STATUS CODES

CR	Current Production
*EN	Engineering
PP	Pre-Prod
*CS	Customer Service
*NP	Non-Prod
*CL	Cancelled
*DL	Deleted
*OB	Obsolete Instrument
CM	Custom Mod Instrument
*DS	Digital Systems
*OT	Obsolescent Instrument
MP	Modified Part
LR	Last Supply Current
LS	Last Supply Customer Service
VN	Vendor
TC	Telequipment Current Prod.
IN	International
SC	Sony/Tek Current Prod.

THE STATUS IN THIS CATALOG WAS CORRECT AT THE TIME IT WAS PUBLISHED, BUT IT IS SUBJECT TO CHANGE.

* TO USE A PART WITH THIS STATUS ON A NEW INSTRUMENT REQUIRES THAT A NEW PURCHASED PART INITIATION FORM (PPIF) BE INITIATED.

(A GLOSSARY OF TERMS FOR THESE STATUS CODES CAN BE FOUND ON PAGE 0-44).

+FOR CASE STYLES, SEE PAGES 13-14 thru 13-16.

COST CODE

(CC COLUMN)

CODE	≈ VALUE with -	≈ VALUE no suffix	≈ VALUE with +
A	.2¢	.5¢	.75¢
B	1.25¢	1.5¢	2¢
C	2.5¢	3¢	3.75¢
D	4.25¢	5¢	6¢
E	7¢	8¢	10¢
F	13¢	15¢	18¢
G	22¢	25¢	35¢
H	40¢	50¢	60¢
I	65¢	75¢	\$1
J	\$1.25	\$1.50	\$2
K	\$2.50	\$3	\$3.75
L	\$4.25	\$5	\$6
M	\$7	\$8	\$10
N	\$13	\$15	\$18
O	\$22	\$25	\$35+

NOTE: Costs may vary from order to order
due to order quantities, vendor, etc.

++ RELIABILITY CODES

USAGE/YR	CODE	FAILURE FREQ	CODE	%/YR (median)
<10	1	1/100 000	A	.001
>100	2	1/50 000	B	.002
>1 000	3	1/20 000	C	.005
>10 000	4	1/10 000	D	.01
>100 000	5	1/5 000	E	.02
>1 000 000	6	1/2 000	F	.05
>10 000 000	7	1/1 000	G	.1
		1/500	H	.2
		1/200	I	.5
		1/100	J	1.0+

FOR FURTHER EXPLANATION OF THIS CODE,
SEE PAGE 13-18.

SEMICONDUCTOR DEVICE, DIODE (CONT)

RECTIFIER BRIDGES

MAX I _{AVG} (A)	WORKING VOLTAGE (V)	MAX I _{SRG} (A)	CASE STYLE	JEDEC OR VENDOR NUMBER	PART NUMBER	** ND	CC	++ RC	OTHER
.75	200	50	Fig 6	W02M-30	152-0585-00	A	G	4D	Fast Recovery
.75	200	50	Fig 6	RW02M	152-0779-00	A	H+		
.75	800	50	Fig 6	W08M-11	152-0666-00	A	G+	4E	
1.	200	50	Fig 3	ZKBP02-8	152-0488-00	A	G+	5F	
1.	600	60	Fig 3	KBPO6-4	152-0497-00	A	H-	3E	
1.	200	25	Fig 5	66-8039	152-0199-00	N	J-		4F
1.5	400	25	Fig 5	SBR4	152-0200-00	N	I+		
1.5	600	40	Fig 5	66-8382	152-0232-00	N	J		
2.5	50	100	Fig 1 or 2	KBL005-8	152-0556-00	A	I+	4F	With Mounting Hole
2.5	50	100	Fig 2	SDA10271K	152-0556-01	A	J		
2.5	200	100	Fig 1 or 2	KBL02-8	152-0462-00	A	I+	4D	With Mounting Hole
2.5	200	100	Fig 2	MDA970-3	152-0462-02	A	J		
2.5	200	100	Fig 1 or 2	RKBL02-14	152-0462-01	N	K		Medium Recovery
3.	200	100	Fig 9	W675 Fmly	152-0406-00	A	I+	4G	Fast Recovery
3.	400	100	Fig 9	VH447	152-0396-00	N	I+	2I	
3.	400	100	Fig 9	KBPC604-1	152-0396-01	A	M-	4H	
3.	600	125	Fig 9	RKBPC606	152-0750-00	A	J+		
6.	200	125	Fig 9	KBPC802	152-0668-00	A	J-	4G	
6.	400	125	Fig 9	KBPC804	152-0769-00	A	J-	3F	
12.	50	300	Fig 4	SDA10211	152-0475-00	A	J	4D	
12.	100	300	Fig 4	SDA10339	152-0535-00	N	K-		3G
12.	200	300	Fig 4	SDA10266	152-0557-00	A	J+		
15.	50	150	Fig 8	SCPA05	152-0618-00	A	K-		Half-wave Bridge + Output
15.	100	150	Fig 8	689-1P	152-0799-00	A	L-		
25.	500	250	Fig 7	R155	152-0384-00	N	M+		Assembly
30.	50	300	Fig 4	K019	152-0518-00	A	K-	4G	
35.	400	400	Fig 4	SDA10388K	152-0713-00	A	J+	3E	

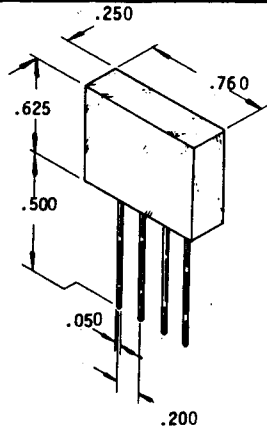


FIG 1

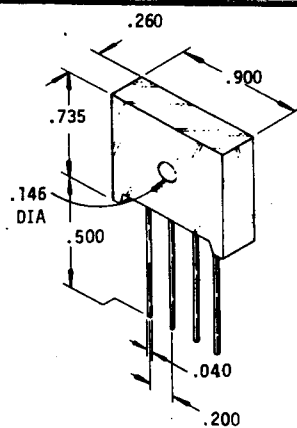


FIG 2

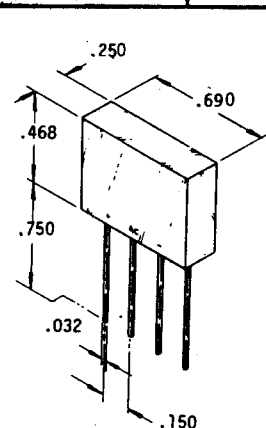


FIG 3

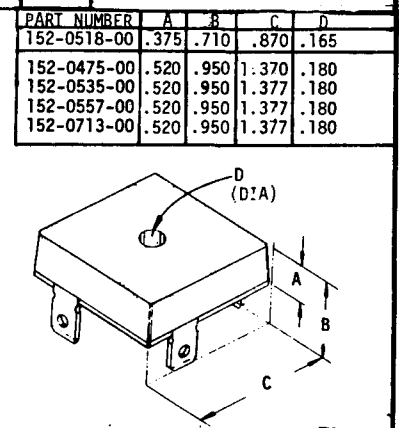


FIG 4

	A	B	C	D
Pkg A	.85	.565	.285	.25
Pkg B	.70	.560	.220	.40
Pkg C	1.70	.45	.210	.37

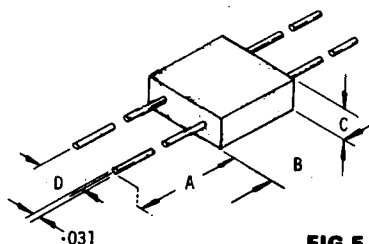


FIG 5

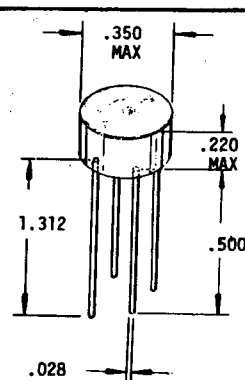


FIG 6

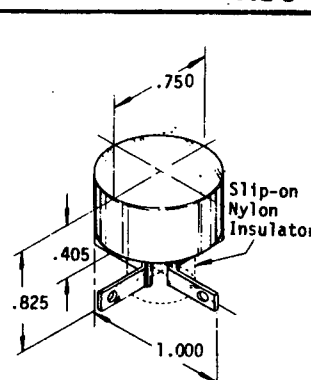


FIG 7

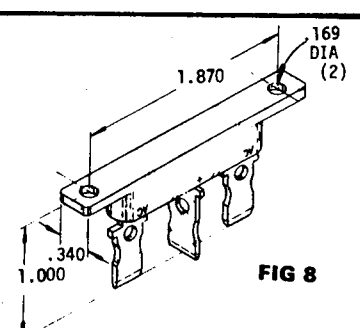


FIG 8

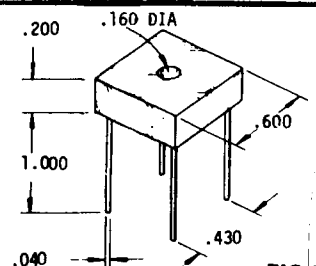


FIG 9

** NEW DESIGN CODE FROM COMPONENT ENGINEERING:

A = Acceptable

N = Not Recommended

NOTE: Those rectifiers not to be used are on page 12-9.

++ FOR RELIABILITY CODES, SEE PAGE 12-3.

SEMICONDUCTOR DEVICE, DIODE (CONT)

RECTIFIER (SILICON)

MAX I _{AVG} (A)	WORKING VOLTAGE (V)	MAX I _{SRG} (A)	MAX I _R @ V _{WRG} (mA)	MAX V _F @ I _F (V) (A)	† CASE STYLE	JEDEC OR VENDOR NUMBER	ΔΔ MID	PART NUMBER	** ND	CC	†† RC	OTHER
3m	12 k	5	.001	25 - .005	A1zv	ESJA25-12		152-0787-00	A	H		Must be Potted above 3kV
5m	10 k	3	.004	14 - .005	A1ug	SA2055		152-0408-00	A	J-	4D	
5m	12 k	3	.004	25 - .005	A298j	VG-12X		152-0409-00	N	I-	5E	Must be Potted above 3kV
10m	5 k	3	.002	14 - .010	A298j	VG-5X-905		152-0429-00	A	H	5E	
10m	10 k	2	.0005	20 - .010	A1xj	MX100		152-0639-00	A	H+	5C	Must be Potted above 3kV
25m	1.5k	3	.001	4 - .025	A83a	1N4441 Fmly		152-0170-00	A	H	5F	
30m	800	5	.001	2 - .30m	Not shwn	SF-1		152-0331-00	N	H-	4E	
50m	5 k	3	.001	13 - .050	A488K	7701-54		152-0192-00	A	J	3G	
100m	2 k	3	.005	5 - .100	A298m	VB20		152-0385-00	A	H+	4F	
400m	400	10	.002	1 - .400	A1	1N647 Fmly	✓	152-0107-00	N	D+	5E	
400m	400	10	.001	1 - .400	A1	G727	✓	152-0107-03	N	E	5D	Medium Recovery
400m	400	10	.001	1 - .400	Not shwn	GP0011	✓	152-0107-04	N	E		Slow Recovery
400m	400	10	.001	1 - .400	A1	1N647 Fmly		152-0426-00	N	F	5G	6pF Max @ 8 V _R use 152-0107-03
500m	600	30	.005	1.2 - .500	A94g	RGP10J-011	✓	152-0586-00	A	G-	5D	Fast Recovery, 750 nS
500m	600	30	.005	1.2 - .500	DO-41	RGP10J-005	✓	152-0586-01	A	G		trr = 750 nS Max, Low I _R
1	20	100	.01	.45 - 1.	A59	1N5817		152-0581-00	A	H-	4D	Schottky
1	100		.01	1.1 - 1.	U10	A404002		152-0801-00	A			Chip
1	150	35	.002	.875 - 1.	DO-41	MUR115	✓	152-0601-00	A			Fast Recovery, 25 nS
1	200	30	.005	1.1 - 1.	A59	1N4935	✓	152-0398-00	A	E+	5C	Fast Recovery, 200 nS
1	200	30	.01	1.1 - 1.	A59	MR812	✓	152-0414-00	A	E+	5A	Fast Recovery, 750 nS
1	400	20	.01	1.5 - 1.	A59	UES1106	✓	152-0808-00	A	J-		Fast Recovery, 50 nS
1	400	30	.005	1.1 - 1.	A59	1N4936	✓	152-0400-00	A	E+	5E	Fast Recovery, 200 nS
1	400	30	.01	1.1 - 1.	A59	MR814 Fmly		152-0413-00	N	E+	5D	Fast Recovery, 750 nS
1	400	40	.01	1.2 - 1.	Not shwn	1N4004G	✓	152-0066-01	N	C	5D	Medium Recovery, 2 μS
1	400	40	.01	1.2 - 1.	DO-41	1N4004G	✓	152-0066-03	A	D	4H	
1	400	50	.01	1.1 - 1.	DO-41	1N4004G	✓	152-0066-00	A	D+	6D	
1	600	50	.01	1.2 - 1.	DO-41	1N4005G	✓	152-0040-00	A	C	5F	
1	800	30	.002	1.3 - 1.	DO-41	1N4947		152-0674-00	A	I+	3F	Fast Recovery, 250 nS
1	800	50	.01	1.2 - 1.	DO-41	S8M Fmly	✓	152-0353-00	A	E-	4G	
1	1000	30	.01	1.1 - 1.	DO-41	1N4007G		152-0704-00	A	D		
1	1600	30	.01	1.1 - 1.	A59	MRI-1600		152-0752-00	A	H-	3E	Medium Recovery
2	600	65	.005	1.1 - 2.	A399	GP20J-009	✓	152-0782-00	A	F+	5F	
3	20	250	.2	.47 - 3.	A282	1N5820		152-0582-00	A	I-	4E	Schottky
3	40	80	.2	.5 - 3.	A282	SK5002		152-0670-00	A	I+		Schottky
3	50	80	.01	1. - 4.		DSR5050		152-0672-00	A	J+		Fast Recovery, 25 nS
3	100	110	.005	1.1 - 5.	A249	AT15AX39		152-0655-00	A	H	5E	trr = 200 nS Max
3	100	110	.005	1.1 - 9.	A249	SRSFR310		152-0655-01	N	H	4E	Small lead diameter
3	150	80	.15	1.1 - 5.		BYV28		152-0814-00	A			
3	200	150	.001	1. - 3.	A249g	SS4986		152-0198-02	A	H		Small lead diameter
3	200	300	.005	1.1 - 5.	A249	1N5624		152-0198-00	A	G	5D	Small Glass Case
3	200	300	.5	.9 - 3.	A179a	1N4721		152-0198-01	N	I-	4E	Motorola only, Metal Case
3	400	125	.005	1.1 - 5.	A248j	1N5625		152-0676-00	A	G	4D	
3	600	100	.3	1.25 - 3.	A282	MR856		152-0661-00	A	H	4E	Fast Recovery, 200 nS
3	1000	100	.01	1.25 - 3.	A399a	MR918 Fmly		152-0789-00	A	I-	4E	Fast Recovery, 750 nS
3	1000	125	.005	1.1 - 5.	A248j	GP30M-008		152-0706-00	A	I+	3F	Medium Recovery, 3 μS
5	100	300	1.	1.1 - 5.	A264	MR821 Fmly		152-0686-00	A	I	4D	Fast Recovery, 200 nS
5	200	300	.025	1.1 - 5.	A264	MR822 Fmly		152-0784-00	A	I		Fast Recovery, 200 nS
5	600	110	1.	1.1 - 5.	A264	MR826		152-0768-00	A	I+		Fast Recovery, 200 nS
6	100	40	.01	1.7 - 5.	TO-220	TIR102A		152-0718-00	N	I		
6	100	400	.25	1.25 - 100.	A264	MR751		152-0659-00	A	G+	4D	
7	100	80	.01	1.3 - 20.	TO-220	BYW29-100		152-0720-00	A	I		Fast Recovery, 50 nS
7	150	80	.01	1.3 - 20.	TO-220	UES1403		152-0810-00	A	I+		Fast Recovery, 50 nS
8	40	380	.5	.7 - 16.	A399a	80 SQ040		152-0754-00	A	J-	4E	Schottky
10	30	120	2.5	.55 - 5.	TO-220	95-4269		152-0794-00	A	J		Schottky, Dual, Common Cathode
12	100	200	.025	1. - 12.	DO-4	1N3890 Fmly		152-0397-00	A	I+		Fast Recovery, 200 nS
12	100	200	1.3	1.3 - 50.	DO-4	BYW30-100U		152-0721-00	A	K	4F	Fast Recovery, 50 nS
12	100	200	3.	1.18 - 20.	DO-4	1N3890R		152-0742-00	A	I+		Fast Rec., 200 nS; Anode is Stud
12	100	200	10.	1.2 - 12.	DO-4	1N1200 Fmly		152-0274-00	A	H	4E	
12	300	200	.5	1. - 12.	DO-4	1N1203		152-0479-00	A	I+		
15	35	120	.1	.84 - 15.	TO-220	MBR1535CT		152-0600-00	A	I+		Schottky, Dual, Common Cathode
15	100	250	1.	1.5 - 40.	DO-5	1N3209		152-0088-01	A	I+		
25	20	800	20.	.44 - 25.	DO-4	1N5829		152-0540-00	N	K-	3J	Schottky
25	40	250	20.	.055 - 15.	Not shwn	ESAD83-004		152-0793-00	A	L		Schottky, Dual, Common Cathode
30	20	500	10.	.64 - 15.	TO-3	SKS017		152-0692-00	A	K		Dual, Common Cathode, Schottky
30	35	600	20.	.7 - 30.	DO-4	SD-4101		152-0640-00	A	J+	4G	Schottky
30	40	500	10.	.56 - 8.	TO-3	SD-241		152-0762-00	A	L	3F	Dual, Common Cathode, Schottky
30	100	250	1.	1.2 - 15.	TO-3	R711A		152-0729-00	N	J+		Dual, Common Anode
50	40	800	250.	.86 - 50.	DO-5	1N6098		152-0714-00	A	L-	5F	Schottky
60	35	800	50.	.7 - 60.	DO-5	SD51		152-0642-00	A	K-	3F	Schottky
150	100		25.	.91 - 100.	DO-30	1N3085		152-0028-00	A	N		

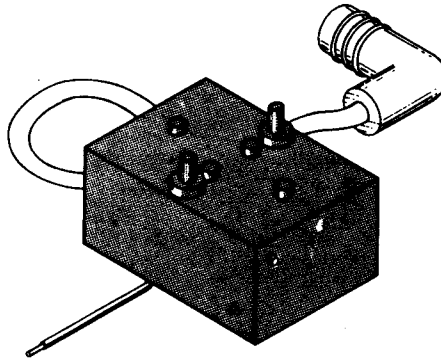
ΔΔ PURCHASED ON TAPE AND REEL FOR MACHINE INSERTION.
† FOR CASE DRAWINGS, SEE PAGES 13-14 thru 13-16.

NOTE: THOSE RECTIFIERS NOT TO BE USED ARE ON PAGE 12-9.

** NEW DESIGN RECOMMENDATION FROM COMPONENT ENGINEERING
A - ACCEPTABLE
N - NOT RECOMMENDED

SEMICONDUCTOR DEVICE, DIODE (CONT)

VOLTAGE MULTIPLIERS



MULTIPLICATION FACTOR (MAXIMUM)	WORKING V_{IN} (AC, P-P)	NOM WORKING V_{OUT} (DC)	SERIES R (Ω)	L x W x H (INCHES)	MOUNTING	HV CONNECTION	PART NUMBER	** ND	CC	++ RC
1	7 kV	7 kV	7.8 M	1.6 x 1.3 x 1.1	Studs (Drilled & Tapped)	Straight	152-0584-00	A	M	3J
1	7 kV	7 kV	15.0 M	3.3 x 1.5 x .6	Threaded Studs	Straight	152-0682-00	A	M+	3I
1.5	6.7 kV	10 kV	1.5 M	1.2 x 1.1 x 1.1	Threaded Studs	Right Angle	152-0634-00	A	M+	3J
1.5	6.7 kV	10 kV	1.5 M	1.5 x 1.1 x 1.0	Wire Terminals	Special Spade Terminal	152-0637-02	A	M	4J
1.5	6.7 kV	10 kV	3.0 M	2.5 x 2.1 x 1.1	Wire Terminals	Right Angle	152-0635-00	A	N+	3J
1.5	7 kV	10.5 kV	1.5 M	1.26x 1.0 x 1.0	Wire Terminals	Straight	152-0660-00	A	M+	2J
2	4 kV	8 kV	6.0 M	2.6 x 1.85x 1.0	Threaded Studs	Right Angle	152-0652-00	A	N	3G
2	4 kV	8 kV	1.0 M	1.0 x 1.0 x 1.85	Wire Terminals	Special Spade Terminal	152-0791-00	A	M	4G
2	7.5 kV	15 kV	1.5 M	2.6 x 1.5 x 1.2	Threaded Studs	Straight	152-0495-00	A	N-	3H
2	7.5 kV	14.4 kV	1.5 M	2.6 x 1.5 x 1.1	Threaded Studs	Wire Lead	152-0495-01	A	O	
2	7.5 kV	15 kV	1.0 M	2.0 x 1.2 x 1.0	Wire Terminals	Right Angle	152-0703-00	A	M+	
2	8 kV	16 kV	20.0 k	2.7 x 1.5 x 1.3	Threaded Studs	TV	152-0771-00	A	O-	3H
2	8.2 kV	16 kV	1.5 M	2.3 x 1.5 x 1.2	Studs (Tapped)	Straight	152-0587-00	A	M+	3I
2.5	6 kV	15 kV	1.0 M	2.6 x 1.5 x 1.1	Special	Special	152-0797-00	A	N+	
3	4 kV	12 kV	1.0 M	2.5 x 1.8 x 1.1	Wire Terminals	Right Angle	152-0598-00	A		
3	4 kV	12 kV	1.0 M	1.0 x 1.0 x 1.9	Threaded Studs	Right Angle	152-0806-00	A	N-	
3	4.7 kV	14 kV	1.0 M	3.0 x 2.0 x 1.0	Wire Terminals	Straight	152-0805-00	A	O+	
3	5 kV	15 kV	510.0 k	2.6 x 1.8 x 1.2	Threaded Studs	Right Angle	152-0552-00	A	N-	4I
3	5.4 kV	16 kV	1.0 M	2.3 x 1.8 x 1.0	Wire Terminals	Straight	152-0767-00	A	O	4G
3	6 kV	18 kV	510.0 k	2.6 x 1.8 x 1.2	Threaded Studs	Right Angle	152-0552-01	A	N	3G
3	7 kV	21 kV	10.0 k	2.6 x 2.0 x 1.3	Threaded Studs	TV	152-0712-00	100% Burn-In A	O+	3J
5	2.5 kV	12.5 kV	100.0 M	2.5 x 1.9 x 1.0	Threaded Studs	Straight	152-0687-00	A	O	2I
6	3 kV	18 kV	10.2 M	2.5 x 1.9 x 1.0	Threaded Studs	Right Angle	152-0509-00	A	O	3F
7	3 kV	21 kV	10.0 M	2.25x 2.25x 1.0	Threaded Studs	Right Angle	152-0493-00	A	O	3J
7	3 kV	21 kV	10.0 M	2.6 x 2.08x 1.8	Threaded Studs	Right Angle	152-0716-00	A	O-	3F

COST CODE

(CC COLUMN)

CODE	\approx VALUE with -	\approx VALUE no suffix	\approx VALUE with +
A	.2¢	.5¢	.75¢
B	1.25¢	1.5¢	2¢
C	2.5¢	3¢	3.75¢
D	4.25¢	5¢	6¢
E	7¢	8¢	10¢
F	13¢	15¢	18¢
G	22¢	25¢	35¢
H	40¢	50¢	60¢
I	65¢	75¢	\$1
J	\$1.25	\$1.50	\$2
K	\$2.50	\$3	\$3.75
L	\$4.25	\$5	\$6
M	\$7	\$8	\$10
N	\$13	\$15	\$18
O	\$22	\$25	\$35+

NOTE: Costs may vary from order to order
due to order quantities, vendor, etc.

++ CATALOG RELIABILITY CODES

USAGE/YR	CODE	FAILURE FREQ	CODE	%/YR (median)
≥ 10	1	1/100 000	A	.001
≥ 100	2	1/50 000	B	.002
$\geq 1 000$	3	1/20 000	C	.005
$\geq 10 000$	4	1/10 000	D	.01
$\geq 100 000$	5	1/5 000	E	.02
$\geq 1 000 000$	6	1/2 000	F	.05
$\geq 10 000 000$	7	1/1 000	G	.1
		1/500	H	.2
		1/200	I	.5
		1/100	J	1.0+

For further explanation of this code,
see page 13-18.

SEMICONDUCTOR DEVICE, DIODE (CONT)

SIGNAL AND SWITCHING

MAX WRK V	MIN BKN V	MAX AVG mA	MAX I _R μA	VR _R V	MAX V _F @ I _F mA	MAX C _O pF	REVERSE RECVRY t _{rr} ns	I _F - I _R mA	OTHER	ΔΔ MID	+ CASE STYLE	JEDEC OR VENDOR NUMBER	PART NUMBER	** ND	CC	†† RC
(SCHOTTKY)																
4			.25 - 3		.6 - 10	1.0			General Purpose, Low R _s , 4V		C132	SMV1110	152-0536-00	A	G-	4E
15	15		.1 - 10		.48 - 1	1.2			General Purpose, 15V		D0-35	ND4973	152-0322-00	A	F+	6D
20	20		.1 - 15		1. - 35	1.2			Matched Set of 16		D0-35		152-0322-01	A	L+	
25	25		.1 - 15		.45 - 1	2.0			General Purpose, Hi Conduct.		D0-35	5082-2810	152-0725-00	A	H+	5E
70	70		.2 - 50		.41 - 1	2.0			General Purpose, 25V		D0-35	5082-2068	152-0457-00	A	H	
									General Purpose, 70V		D0-35	5082-2800	152-0664-00	A	H	
5	6		.05 - 5		.6 - 1	.45			High Speed		D0-35	A2X1518	152-0723-00	N	L	
5	7		.1 - 5		.65 - 1	.7			High Speed		D0-35	MA4E119	152-0748-00	A	K+	
7	7		.002 - 3		.65 - 1	.5			High Speed		D0-35	MA4E145	152-0803-00	A	L	
7	7		.002 - 3		.65 - 1	.5			High Speed, Matched Pair		D0-35	MA4E145M2	152-0420-01	A	L+	
7	7		.002 - 3		.65 - 1	.5			High Speed, Matched Quad		D0-35	MA4E145M4	152-0755-00	A	N-	
10	10	50							High Speed, Matched Pair		M709	ND4121M-3G	152-0525-00	N	N	
9	9		.015 - 5		.75 - 1	.3			High Speed, Matched Pair				152-0471-01	N	O-	3J
4	4	15	.25 - 3		.6 - 10	1.0			SOT-23, 4V		SOT-23	MMBV101	152-0740-00	A		
50	50		.2 - 25		1.2 - 10				SOT-23, 50V		SOT-23	MMBD501	152-0766-00	N	G	
15	15		.1 - 8		.41 - 1	1.1			Chip, 15V		Chip	5082-0087	152-0710-00	A	H	
50	50		.2 - 25		1.2 - 10				Chip, 50V		Chip	MBDC501	152-0747-00	N		
6	7		.03 - 3		.65 - 1	.4			Chip, low C		Chip	MA4E424	152-0811-00	A	F+	
			.1 - 1		.50 - 1	1.0			Chip, Special Spec.		Chip	MA4E278	152-0798-00	N	K	
4	5		10. - 5		.4 - 1	.1			Beam Leads		A330	HP9645	152-0675-00	A	L+	4D
5	6		.015 - 5		.7 - 1	.25			Beam Leads, Low I _R		A330	DMJ6777	152-0804-00	A	M+	3F
70	70	15	10. - 70		1. - 15	2.0			Beam Leads, 70V		A330	QSCH-1608	152-0685-00	A	N	K
4	4		10. - 4		.475 - 1	.2			Beam Leads, Series Pair		A330t	QSCH-5806	152-0770-00	A	N	
		10			.3 - 1	.7			Ring Quad		M491g	D5847A	152-0609-00	A	O-	
		30			.5 - 1	1.0			Ring Quad		M491g	5082-6878	152-0609-01	A	M	
55		10			.55 - 1	.3			Ring Quad, Crossover		M491g	ND487C2-3P	152-0715-00	N	K-	
									Ring Quad, Beam Leads		Chip	MA40487	152-0812-00	A	K+	
(SILICON)																
									H.F. Mixer, KA Band		P1	1N53B	152-0362-00	N	M+	
									H.F. Mixer, KU Band		P1	MA4933B	152-0363-00	N	M	
									H.F. Mixer, K Band		P1	MA4934B	152-0364-00	N	N	
10	15	50	.1 - 10		1.0 - 20	1.0	.75	10-10-1		✓	D0-7	FD7003	152-0153-00	N	F-	5C
30	40	150	.05 - 30		.55 - 1	2.0					D0-35	ZS142	152-0141-01	N		
30	40	150	.05 - 30		.88 - 20	2.0	2 E	10-6-1	Special Forward Recovery Spec	✓	D0-35	1N4152 Fmly	152-0141-06	A	E-	7B
30	40	150	.05 - 30		.88 - 20	2.0	2 E	10-6-1		✓	D0-35	1N4152	152-0141-02	A	B	
40	50	200	.01 - 5		1.0 - 20	2.0	4 I	10-10-1	No markings on case	✓	D0-35	1N4152 Fmly	152-0141-05	N	D+	
40	50	200	100pA - 3		1.0 - 20	6.0	5000 I	20-1		✓	D0-7	DA2740	152-0245-00	A	E+	4A
40	50	200			1.0 - 20	6.0				✓	D0-7	DE140	152-0246-00	A	E	5D
40	50	100	20pA - 20		1.1 - 100	3.7	1000 I	10-10-1		✓	D0-7	DE102	152-0323-00	A	I+	5E
40	50	100	25pA - 20		1.25 - 100	2.0	1000 I	10-10-1			D0-35	DE101	152-0323-01	A	J-	4C
40	50	100	50pA - 20		1.1 - 100	3.7	1000 I	10-10-1			D0-7	DE103	152-0324-00	A	H+	4C
40	50	100	50pA - 20		1.1 - 100	3.7	100	10-10-1			D0-7	DE133	152-0324-01	A	I+	
50	50	50	.1 - 40		1.0 - 10	5.0	6	10-6-1			Flip Chip	MMCFD914	152-0656-00	A	F-	
50	75	200	100nA - 50		1.0 - 200	2.0	4 I	10-10-1	Chip	✓	Chip	FDC3600	152-0701-00	N	F	
55	80	200	.1 - 55		1.1 - 300	2.0	4 I	10-10-1			D0-35	1N4610 Fmly	152-0333-00	A	D-	6C
70	70	100	.1 - 50		1.0 - 10	8.0	100 I	10-10-1	Monolithic Pr, Common Anode		T0-92	SSD2405	152-0501-00	N	F	
70	70	100	2.5 - 70		1.1 - 50	2.5	6 I	10-10-1	Pair, Common Anode		SOT-23	BAW56 Fmly	152-0735-00	A	F+	
70	70	100	5.0 - 70		1.1 - 50	1.5	6 I	10-10-1	Pair, Common Cathode		SOT-23	BAV70	152-0736-00	A	F	
70	70	100	2.5 - 70		1.1 - 50	1.5	6 I	10-10-1	Series Pair		SOT-23	BAV99	152-0731-00	A	G-	
80	100	75	.05 - 30		1.15 - 20	2.0	4 I	10-10-1		✓	D0-7	FDH1986	152-0233-00	A	E+	4D
100	100	130	.1 - 50		1.1 - 100	1.5	4 I	10-10-1	Monolithic Pr, Common Cathode		T0-92	SSD1150	152-0307-00	N	F	
100	100	100	.25 - 20		1.0 - 10	4.0	4 I	10-10-1		✓	SOT-23	MMBD914	152-0734-00	A		
120	120	150	.05 - 30		1.0 - 20	2.0	4 I	10-10-1		✓	D0-35	WG1308	152-0574-00	A	C	4G
175	200	100	5.0 - 175		1.0 - 100	4.0	700 S	20-1		✓	D0-35	FDH2161 Fmly	152-0061-00	A	C-	6E
200	225	100	5.0 - 200		1.0 - 100	4.0	700 S	20-1		✓	D0-35	PV120	152-0629-00	A	D-	
225	240	200	.05 - 225		1.0 - 100	10.0				✓	D0-7	1N486A Fmly	152-0242-00	A	D+	6F
265	280	200	.05 - 265		1.0 - 100	10.0					D0-7	TD13419	152-0751-00	A	F-	4H
(GaAs)																
3	3		10.		.4 - 1	.015						60561200	152-0753-00	U	O+	
(GERMANIUM)																
15	15	40	10. - 6		.4 - 5	2.5	150 S	20-1		✓	D0-7	ED2007 Fmly	152-0071-00	N	E+	4C
22	40	40	10. - 6		.3 - 1		240 S	20-1		✓	D0-7	G866	152-0075-00	N	E	5B
60	75	60	30. - 10		1.0 - 20					✓	A1	T126 or 1N34A Fmly	152-0008-00	N	E+	4D
125		100	35. - 30		1.0 - 50	1.2				✓	D0-7	1N634	152-0025-00	N	F-	

+ FOR CASE DRAWINGS, SEE PAGES 13-14 THRU 13-16.

ΔΔ MACHINE INSERTABLE DIODE.

* E = t_{rr} TEST: I = CURRENT t_{rr} TEST: S = SPECIAL TEST CIRCUIT.

NOTE: SIGNAL & SWITCHING DIODES NOT TO BE USED ARE ON PAGE 12-11.



**STATIC
SENSITIVE**

THIS APPLIES TO ALL DEVICES ON THIS
PAGE WITH Δ BY PART NUMBER. (SEE
PAGE 10-0 FOR EXPLANATION.)

SEMICONDUCTOR DEVICE, DIODE (CONT)

TEK MADE SCHOTTKY

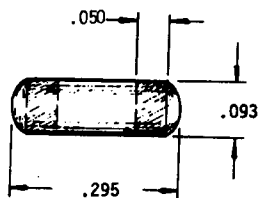


FIG A

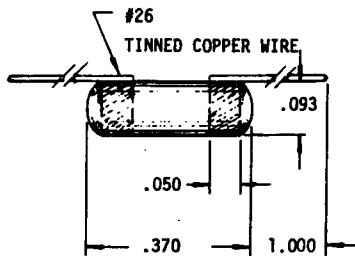


FIG B

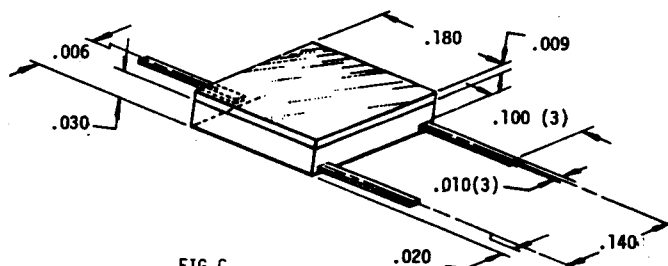


FIG C

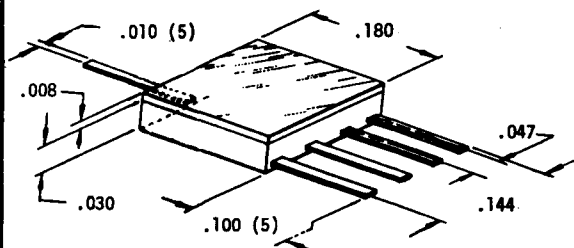


FIG D

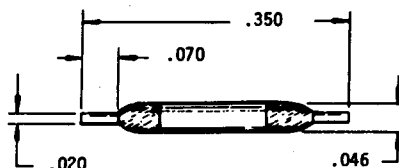


FIG E

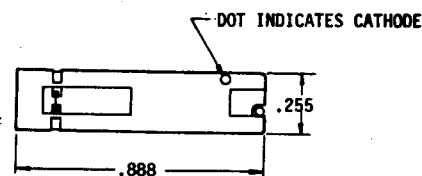


FIG F

$V_{(BR)}$ (V) MIN @ 2 μ A, EXCEPT AS NOTED	I_R (nA) MAX @ 3.0V, 55°C EXCEPT AS NOTED	C (pF) MAX @ 0.5V, 1. MHz EXCEPT AS NOTED	R_F (Ω) MAX @ 10 mA EXCEPT AS NOTED	MATCHING REQUIREMENTS	NO. OF DIODES	CASE FIG	PART NUMBER	** ND	†† RC
4. @ 4 μ A		1.		V_F 5 mV (I_F = 5 mA)	2		152-0646-00	A	
5.		.8		V_F 5 mV (I_F = 20 mA)	2	Micro T	152-0646-02	A	
DO NOT USE IN NEW DESIGN									
4.5	Not specified	.45	70.	V_F 70 mV (I_F = 10 mA)	2	C	152-0572-00	X	2I
5.	30.	.5	30.	R_F 3 Ω (I_F = 10 mA)	2	A	152-0420-00	X	2J
5.	30.	.3	40.	R_F 5 Ω (I_F = 10 mA) C = .04pF	2	A	152-0442-00	X	2I
5.	30.	.28	25.	R_F 5 Ω (I_F = 10 mA)	2	A	152-0442-01	X	
5. @ 1 μ A	60.	.6	12. Ω @ 20 mA	R_F 3 Ω (I_F = 10 to 20 mA)	1	A	152-0458-00	X	
5. @ 1 μ A	60.	.6	12. Ω @ 20 mA	R_F 3 Ω (I_F = 10 to 20 mA)	1	B	152-0458-01	X	
6.	Not specified	.45	70.	V_F 70 mV (I_F = 10 mA)	4	D	152-0368-00	X	
7.	50. @ 25°C Room Temp.	Single .4 Match .08	75.	R_F -4 Ω of 10% @ I_F = 10 mA	2	F	152-0453-00	X	
8.	50.	.5	25. Ω @ 20 mA	V_F 25 mV (I_F = 1 to 10 mA)	2	A	152-0446-00	X	
8.	50. @ 2V	.8	30.	V_F 25 mV (I_F = 1 to 10 mA)	2	A	152-0463-00	X	
8. @ 1 μ A	25.	.5	30.	V_F each pair 50 mV Pair - pair 60 mV (I_F = 1 to 10 mA)	4	E	152-0441-00	X	
9.	30. @ 5V	.4	60.	R_F 4 Ω (I_F = 10 mA) C = .08pF	2	F	152-0471-00	X	
9. @ 2 μ A	50. @ 5V	.30	100.	R_F 4 Ω (I_F = 10 mA)	2	F	152-0482-00	X	
9. @ .1 μ A	30. @ 5V	.3	70.	Special Matching Requests	2	C	152-0631-00	X	

†† CATALOG RELIABILITY CODES

USAGE/YR	CODE	FAILURE FREQ	CODE	%/YR (median)
≥ 10	1	1/100 000	A	.001
≥ 100	2	1/50 000	B	.002
$\geq 1 000$	3	1/20 000	C	.006
$\geq 10 000$	4	1/10 000	D	.01
$\geq 100 000$	5	1/5 000	E	.02
$\geq 1 000 000$	6	1/2 000	F	.05
$\geq 10 000 000$	7	1/1 000	G	.1
		1/500	H	.2
		1/200	I	.5
		1/100	J	1.0+

SYMBOLS:

$V_{(BR)}$	Reverse Breakdown Voltage
I_R	Reverse Leakage Current
C	Capacitance
r_F	Forward Resistance

** NEW DESIGN CODE:

A	Acceptable
X	Do Not Use

For further explanation of this code,
see page 13-18.



**STATIC
SENSITIVE**

THIS APPLIES TO ALL DEVICES
ON THIS PAGE

MATCHED OR SELECTED DIODES

FINISHED PART NUMBER	** ND	CC	†† RC	RAW PART NUMBER	CHARACTERISTICS
152-0109-00	N	H		(2) 152-0141-02	1. V_F @ 100 μ A between 460 - 540mV matched within 10mV 2. V_F @ 10 μ A between 380 - 440mV matched within 10mV
152-0111-00	X	L		(2) 152-0071-00	1. $V_F \geq 115\text{mV} \leq 125\text{mV}$, $I_F = 10\mu\text{A}$ matched within 4mV 2. $V_F \geq 280\text{mV} \leq 300\text{mV}$, $I_F = 1\text{mA}$ matched within 10mV
152-0177-00	N	M+	4I	152-0177-01	1. $I_P \geq 9\text{mA} \leq 11\text{mA}$ 2. $V_P \leq 120\text{mV}$ 3. $I_V \leq 1.4\text{mA}$
152-0178-00	N	H+		(2) 152-0061-00	Non-sorted pair with Heat Sink
152-0316-00	X	I+		(1) 153-0031-00	Matched pair 152-0249-00 potted in temp stabilizer
152-0322-01	A	L+	6D		16 Schottky barrier diodes matched for V_F of 10mV at .5mA ,
152-0383-01	N	O+		152-0383-00	Switching time $\leq 35\text{pS}$
152-0383-02	N	O+		152-0383-00	Switching time $\leq 37\text{pS}$
152-0474-00	N	J-		(2) 152-0428-00	V_Z selection to 237V $\pm 5\text{V}$ $I_Z 100\mu\text{A}$
153-0004-00	U	L+		152-0299-00 152-0298-00	$V_Z = 334\text{V} \pm 2\text{V}$ @ $I_{ZT} = 1\text{mA}$
153-0006-00	U			152-0288-00	$I_R \leq 0.1\text{mA}$ and $V_Z \geq 126\text{V} \leq 154\text{V}$ @ $I_{ZT} = 1\text{mA}$
153-0007-00	X			152-0066-01	$t_{rr} \leq 12\mu \text{ sec}$ @ $I_F = 200\text{mA}$ $I_R = 10\text{mA}$
153-0008-00	X			152-0040-00	$t_{rr} \leq 30\mu \text{ sec}$ @ $I_F = 200\text{mA}$ $I_R = 1\text{mA}$
153-0009-00	U	K		152-0297-00	V_Z selected for (102V - 108V) @ $I_{ZT} = 1\text{mA}$
153-0010-00	U	M+		(2) 152-0298-00 (2) 152-0297-00	Set of 4 - (2) 152-0297-00 ($V_Z = 110\text{V}$) 4 total value = $490 \pm 5\text{V}$ (2) 152-0298-00 ($V_Z = 140\text{V}$)
153-0020-00	X			152-0177-00	$V_P = \leq 100\text{mV}$, $I_P = \geq 9\text{mA} \leq 11\text{mA}$
153-0024-00	X	J-		(2) 152-0202-00	Diode pair matched within 5mV @ .1mA and 5mA
153-0025-00	A	I+	3G	(2) 152-0153-00	Diode pair matched within 10mV @ $I_F = 50\mu\text{A}$ within 5mV @ $I_F = 1\text{mA}$
153-0026-01	N	J+		(2) 152-0100-00	V_Z paired to 237V $\pm 5\text{V}$ @ $I_{ZT} = 1\text{mA}$
153-0028-00	X	J		(4) 152-0153-00	V_F (four diodes) matched within 5mV @ $I_F = 1\text{mA}$
153-0029-00	N	H+		(2) 152-0141-02	V_F pair selected to be within 5mV @ $I_F = 3\text{mA}$
153-0030-00	N	H+	3E	(2) 152-0280-00	Diode pair matched within 100mV @ 5mA I_Z
153-0031-00	N	I-		(2) 152-0233-00	Pair of diodes matched within 5mV, V_F @ $I_F = 6\text{mA}$
153-0032-00	A	J-		(2) 152-0322-00	Pair of diodes matched within 5mV, V_F @ $I_F = 100\mu\text{A}$
153-0033-00	X	I-		308-0439-00 152-0317-00 321-XXXX-00	V_Z measurement of 152-0317-00, $V_Z \geq 5.89 \leq 6.51\text{V}$ @ $I_{ZT} = 7.5\text{mA}$ 1 Set - 1 - 152-0317-00 2 - 308-0439-00 321-XXXX-00
153-0033-01	X	K+		(1) 152-0317-00 (2) 308-0439-00 (2)	1. V_Z of diode $\geq 5.89\text{V} \leq 6.51\text{V}$ @ $I_{ZT} = 7.5\text{mA}$ 2. Check (2) 308-0439-00 for same value 3. Take (2) 321-XXXX-00 of same value so 308-0439-00 and 321-XXXX-00 equal diode value - 50.

MATCHED OR SELECTED DIODES (CONT)

FINISHED PART NUMBER	** ND	CC	++ RC	RAW PART NUMBER	CHARACTERISTICS
153-0034-00	X	F+	4F	(1) 152-0287-00	1. $I_R \leq 200\mu A$ @ Zener Knee 2. $V_Z \geq 95V \leq 115V$ @ $I_Z = 200\mu A$
153-0035-00	X			(2) 152-0249-00	Pair matched for $V_F \leq 10mV$ with $I_F \geq 20mA \leq 50mA$
153-0036-00	X			(1) 152-0275-00	$I_p \geq 45mA \leq 55mA$, $V_p \leq 170mV$, $I_V \leq 8.5mA$
153-0037-00	A	I+	3F	(2) 152-0322-00	Pair of diodes matched within $10mV$, V_F @ $I_F = 8mA$
153-0038-00	X	M+		152-0140-01 and 100 Ω to 250 Ω 315-XXXX-00	Diode/Register matched for 200mV peak to peak waveform
153-0039-00	A	H-		(2) 152-0061-00	Diode pair matched within $5mV$, V_F @ $I_F = .2mA$
153-0040-00	N	O+	1J	(1) 152-0383-01	TD Assembly, switching time $\leq 35pS$
153-0040-01	N	O+	2J	(1) 152-0383-02	TD Assembly, switching time $\leq 37pS$
153-0041-00	N	O+	2J	(1) 152-0383-02	TD Assembly
153-0044-00	A	J+		(4) 152-0322-00	1. $I_p \geq 45mA \leq 56.5mA$ 2. $V_p \leq 230mV$ Four diodes matched with $5mV$ @ $I_F = 1mA$
153-0044-01	A	J-		(2) 152-0322-00	Two diodes matched within $5mV$ @ $I_F = 1mA$ & within $10mV$ @ $I_F = 5mA$
153-0045-00	A			(2) 152-0322-00	Four diodes matched within $25mV$ @ $25\mu A$ I_F
153-0048-00	X	K-		(8) 152-0166-00	V_Z match 8 diodes within $20mV$, V_Z @ $I_{ZT} = 2.5mA$
153-0049-00	A	K-		(6) 152-0166-00	V_Z match 6 diodes within $20mV$, V_Z @ $I_{ZT} = 2.5mA$
153-0051-00	N	I+	3E	(4) 152-0061-00	Four diodes matched within $5mV$, V_F @ $I_F = 12mA$
153-0052-00	N	I		(4) 152-0414-00	Four diodes matched within $50mV$, V_F @ $I_F = 500mA$
153-0053-00	A	J+		(4) 152-0322-00	1. $I_R \leq 20nA$ @ $V_R = 3V$ 2. 4 diodes matched within $1nA$, I_R @ $V_R = 3V$
153-0054-00	N	I+		(1) 153-0158-00	$V_Z \leq 50mV$ @ $I_Z = 10\mu A$ to $100\mu A$ (Machine inserted diode)
153-0055-00	A	I		(4) 152-0141-02	Set of 4 diodes matched within $5mV$ in V_F @ $I_F = .75mA$
153-0056-00	N	J		(1) 152-0427-00	1. V_Z @ $50\mu A \geq 97V$ 2. V_Z @ $1mA$, $102V \pm 2\%$
153-0057-00	N	G-	4E	(1) 152-0246-00	$I_R \leq 50pA$ @ $V_R = 10V$
153-0058-00	A	G		(1) 152-0166-00	Selected, $6.7V \pm 5\%$ @ $5mA$, $V_Z = 50mV$ Max from $10\mu A$ to $100\mu A$ I_Z (Machine inserted diode)
153-0059-00	N	F	3F	(1) 152-0226-00	Selected $4.75V \pm 5\%$ @ $I_{ZT} = 5mA$
153-0060-00	X	H-		(1) 152-0317-00	$V_Z = 6.2 \pm 2\%$, V @ $I_{ZT} = 7.5mA$ (Machine inserted diode)
153-0061-00	X	L	3H	(1) 152-0321-00	$I_R \leq .5pA$ @ $V_R = 3V$
153-0062-00	A	F		(1) 152-0175-00	$V_Z \geq 4.9V$ @ $I_{ZT} = 100\mu A$
153-0063-00	A	H		(2) 152-0127-00	V_Z matched within $50mV$ @ $I_{ZT} = 10mA$
153-0064-00	X	I-		(1) 152-0153-00	$I_R \leq 3nA$ @ $V_R = 10V$

** NEW DESIGN CODE FROM COMPONENT ENGINEERING:

A = Acceptable
N = Not Recommended
X = Do Not Use
U = Undefined

++ FOR RELIABILITY CODES, SEE PAGE 12-8.

MATCHED OR SELECTED DIODES (CONT)

FINISHED PART NUMBER	** ND	CC	†† RC	RAW PART NUMBER	CHARACTERISTICS
153-0065-00	A	H	4E	(2) 152-0246-00	V_F pair selected to be within 15mV @ $I_F = 100\mu A$
153-0066-00	A	G		(1) 152-0195-00	V_Z , 5V $\pm 2\%$ @ $I_{ZT} = 2mA$
153-0067-00	A	I+		(2) 152-0212-00	V_F pair selected to be within 100mV @ $I_{ZT} = 12mA$
153-0068-00	A	J+		(3) 152-0153-02	1. Three diodes match within 5mV @ $I_F = 3mA$, $V_F = 825mV$ Max. 2. Three diodes match within 20mV @ $I_F = 15mA$
153-0069-00	A	I	3G	152-0520-00	Matched pair each $V_Z \geq 11.4 \leq 12.6$, $I_{ZT} = 15mA$
153-0073-00	A	J+	2I	(2) 152-0153-02	Pair matched within 5mV @ $I_F = 3mA$, $V_F \leq 825mV$ Pair matched within 20mV @ $I_F = 15mA$

RELIABILITY CHECKED

PART NUMBER	** ND	CC	†† RC	RAW PART NUMBER	CHARACTERISTICS	TEST
152-0040-01	N	H		152-0040-00	Rectifier, Silicon, 600V, 1A	Burned In
152-0149-01	A	F-	3F	152-0149-00	Zener, Silicon, 10V, 5%, .4W	Tested
152-0153-02	N	G+		152-0153-00	Silicon, Switching, 10V, 50mA	Burned In
152-0168-01	U	G+		152-0168-00	Zener, Silicon, 12V, 5%, .4W	Burned In
152-0195-01	A	F		152-0195-00	Zener, Silicon, 5.1V, 5%, .4W	Tested
152-0226-01	A	F		152-0226-00	Zener, Silicon, 5.1V, 5%, .4W	Tested
152-0241-01	A	G		152-0241-00	Zener, Silicon, 33V, 5%, .4W	Burned In
152-0242-02	U	G+		152-0242-00	Rectifier, Silicon, 225V, 200mA	Burned In
152-0246-01	A	F+		152-0246-00	Silicon, Switching, 40V, 200mA	Tested
152-0304-01	A	F-		152-0304-00	Zener, Silicon, 20V, 5%, .4W	Tested
152-0333-02	A	F-		152-0333-00	Silicon, Switching, 55V, 200mA	Tested
152-0398-01	A	F+		152-0398-00	Rectifier, Silicon, 200V, 1A	Tested
152-0411-01	A	I		152-0411-00	Zener, Silicon, 9V, 5%, .5W	Burned In
152-0457-01	U	H+		152-0457-00	Schottky, Silicon, 25V	Burned In
152-0488-01	A	I+		152-0488-00	Rectifier Bridge, 200V, 1A	Burned In
152-0581-03	U	I+		152-0581-00	Schottky, Silicon, 20V, 1A	Burned In
152-0688-01	A	F		152-0688-00	Zener, Silicon, 2.4V, 5%, .4W	Tested

COST CODE

(CC COLUMN)

CODE	≈ VALUE with -	≈ VALUE no suffix	≈ VALUE with +
A	.2¢	.5¢	.75¢
B	1.25¢	1.5¢	2¢
C	2.5¢	3¢	3.75¢
D	4.25¢	5¢	6¢
E	7¢	8¢	10¢
F	13¢	15¢	18¢
G	22¢	25¢	35¢
H	40¢	50¢	60¢
I	65¢	75¢	\$1
J	\$1.25	\$1.50	\$2
K	\$2.50	\$3	\$3.75
L	\$4.25	\$5	\$6
M	\$7	\$8	\$10
N	\$13	\$15	\$18
O	\$22	\$25	\$35+

†† CATALOG RELIABILITY CODES

USAGE/YR	CODE	FAILURE FREQ	CODE	%/YR (median)
≥10	1	1/100 000	A	-.001
≥100	2	1/50 000	B	-.002
≥1 000	3	1/20 000	C	-.005
≥10 000	4	1/10 000	D	-.01
≥100 000	5	1/5 000	E	-.02
≥1 000 000	6	1/2 000	F	-.05
≥10 000 000	7	1/1 000	G	-.1
		1/500	H	-.2
		1/200	I	-.5
		1/100	J	- 1.0+

For further explanation of this code,
see page 13-18.

** NEW DESIGN CODE:

§§FOR STATUS CODES, SEE PAGE 12-10.

A = Acceptable

N = Not Recommended

U = Undefined

NOTE: Costs may vary from order to order
due to order quantities, vendor, etc.

SEMICONDUCTOR DEVICE, DIODE (CONT)

RECTIFIER (SILICON)

DO NOT USE IN NEW DESIGN

PART NUMBER	JEDEC OR VENDOR NO.	§§ STATUS	CASE STYLE	MAX I _{AVG} (mA)	WORKING VOLTAGE (V)	MAX I _{SRG} (A)	MAX I _R @ V _{WRG} (mA)	MAX V _F (V)	I _F (mA)	OTHER
152-0002-00 152-0009-00 152-0010-00 152-0011-00 152-0011-01	1N3583 1N2070 1N2071 1N789	CS DL DL NP NP NP DL DL DL OB	A31a A38AH A1es A46	100 500 500 750 500 750 500 500 500 120	1.5k 400 600 600 800 1500 30	2.5 				

NOTE: FOR LISTINGS OF RECOMMENDED PARTS, SEE PAGE 12-2.

SEMICONDUCTOR DEVICE, DIODE (CONT)

VOLTAGE MULTIPLIERS

DO NOT USE IN NEW DESIGN

PART NUMBER	VENDOR NO.	SS STATUS	MULTIPLICATION FACTOR (MAX)	WORKING V _{IN} (AC, P-P)	WORKING V _{OUT} (DC)	SERIES R (Ω)	MOUNTING	HV CONNECTION
152-0498-00	SCMA10134	DL	4	4.75	18.0	.51	Threaded	None Right Angle
152-0591-00	SCMA10379E	DL	2	5.00	9.8			
152-0592-00	SCMA10377E	DL	2	6.00	12.0			
152-0593-00	CMX15	DL	2	5.00	-10. k			
152-0594-00	CMX155A	DL	1	2.50	2500			
152-0637-00	CMX232	NP	1.5	6.70	10	1.5 M	Wire Terminals	Special Spade Term.
152-0637-01	CMX232	NP	1.5	6.70	10	1.5 M	Wire Terminals	Special Spade Term.

NOTE: FOR LISTINGS OF RECOMMENDED PARTS, SEE PAGE 12-3.

MISCELLANEOUS

PART NUMBER	VENDOR NO.	CASE STYLE	SS STATUS	DESCRIPTION
152-0003-00	21D17		EN	Missing Diode
152-0273-00			DL	Tab, Lead Spider, Missing Diode
152-0548-00			NP	Ph Si
152-0548-01			CR	Ph Si
152-0548-02			CS	Ph Si
152-0549-00			NP	Ph Si
152-0549-01			CR	Ph Si
152-0549-02			CR	Ph Si
152-0550-00			NP	Ph Si
152-0550-01			CR	Ph Si
152-0550-02			CR	Ph Si
152-0550-03			CM	Ph Si
152-0558-01			CR	Photo-optic potted
152-0564-00			CR	Ph 20 Sq. MM
152-0569-00			CR	Ph Si
152-0569-01	PD10		CR	Ph Si
152-0570-00			PP	Ph Si
152-0572-47			MP	Ph Si
152-0575-00			TC	LED
152-0588-00			OB	Ph
152-0620-00		T0-8	CR	Photometric
152-0632-00			CR	Ph 20 Sq. MM
152-0654-00		T0-18	SC	Ph Ga As
152-0677-00			DL	Ph WPN
153-0011-00			DL	
153-0012-00			DL	
153-0016-00			DL	

SS STATUS CODES

CR	Current Production
*EN	Engineering
PP	Pre-Prod
*CS	Customer Service
*NP	Non-Prod
*CL	Cancelled
*DL	Deleted
*OB	Obsolete Instrument
CM	Custom Mod Instrument
*DS	Digital Systems
*OT	Obsolescent Instrument
MP	Modified Part
LR	Last Supply Current
LS	Last Supply Customer Service
VN	Vendor
TC	Telegquipment Current Prod.
IN	International
SC	Sony/Tek Current Prod.

THE STATUS IN THIS CATALOG WAS CORRECT AT THE TIME IT WAS PUBLISHED, BUT IT IS SUBJECT TO CHANGE.

* TO USE A PART WITH THIS STATUS ON A NEW INSTRUMENT REQUIRES THAT A NEW PURCHASED PART INITIATION FORM (PPIF) BE INITIATED.

(A GLOSSARY OF TERMS FOR THESE STATUS CODES CAN BE FOUND ON PAGE 0-44).

SEMICONDUCTOR DEVICE, DIODE (CONT)

SIGNAL & SWITCHING

DO NOT USE IN NEW DESIGN

PART NUMBER	JEDEC OR VENDOR NO.	SS STATUS	CASE STYLE	MAX WRK V	MIN BKN V	MAX AVG mA	MAX I_R μ A	θ	V_{RF} V	MAX V_F V	I_F mA	C_o pF	REVERSE I_{rr} ns	RECOVERY $I_F - I_R$ mA	OTHER
(SILICON)															
152-0006-00	T136	NP		150		3									
152-0045-00	1N662A	NP	D0-7	100	125	200	.001	9	1.	100	9	150	5		
152-0062-00	1N914	NP	D0-7	100		75	.025	20	1.	10	4	4	10 - 1		
152-0065-00	HD5000	NP		10	25	12	.200	5	1.	5	1	.5	10 - 1		
152-0072-00	1N3258	NP	A22	100		160	.025	20	1.	100	4	4	10 - 1		
152-0090-00	FD613	OB		35			.050	30	1.	100	2				
152-0092-00	HD5004	OB	D0-7	10	15	12	1.000	5	1.	2	1	.5	1 - 10		
152-0095-00	1N625	CS	D0-35	20	30	20	1.000	20	1.5	4	6				
152-0141-00	1N3605	NP	D0-7	30	40		.050	30	.55	.1	2	2	10 - 10		
152-0141-03	1N4152 Fmly	OT	D0-35	30											Trimmed, Gold Pl Leads
152-0141-04	1N4152	DL		30	40	150	.050	30	.55	.1	2				w/Clipped Leads
152-0143-00	1N999	NP	D0-7	75			.001	75	1.0	50	2	4	10 - 10		
152-0143-03		DL													
152-0151-00	152-0141-02	CR		30											Non-sorted pair in temp. stabilizer
152-0153-01	HP5082	NP	D0-35	10	15		.100	15	1.	20	1				Hot Carrier
152-0165-00	1N3579 Fmly	CR	D0-7	175	200	150	10p	3	1.	100	2	2	10 - 10		
152-0173-00	1N999	NP	D0-7	30	40	75	.001	5	1.	10	2	2	10 - 10		
152-0185-00	1N4152	NP	D0-35	30											Use 152-0141-02
152-0185-01	1N4152	NP	D0-35 only	30	40	150	.050	30	.55	.1	2	2	10 - 10		
152-0185-02	CD8204	NP	D0-7 only	30	40	150	.050	30	.55	.1	2	2	10 - 10		
152-0194-00	1N4160	OT	P-3												HF Mixer S Band
152-0196-00		DL	A90	5			15.	.5	.5	15					HF Mixer
152-0197-00	1N4150	CS	P3A												HF Mixer X Band
152-0202-00	1N82A Fmly	LR	D0-7	5		25	3000.	3	.5	9	1				HF Mixer, 1 GHz
152-0220-00	CG81H	NP					30.		1.	20					
152-0238-00	1N4442	NP	D0-35	30		200	.001	30	1.	100	3				
152-0239-00	DHD125	CS	A159	15			.010	15	1.	10	1				
152-0249-00	Tek Made	CR		80	100		200p	2	2	20	2	4	10-10-1		Series pair in temp. stabilizer
152-0256-00	1N78BMR	DL	P1B												Matched Pair
152-0315-00	MHG9008	EN	D0-7	40	50	150	.100	40	1.	100	2	2	10 - 1		HF Mixer KU Band
152-0321-00	FSA1480	CR	T0-72	30	35	100	10p	20	1.3	100	1.3	250	10-10-1		Series pair, case isolated
152-0323-02	DE101	DL	D0-35	35	50	100	25p	20	1.3	100	2	1000	10 - 1		Case isolated
152-0367-00	FSA1544	DL	T0-18	30	30	100	20p	100	1.3	100	3.7	500	10-10-1		Light Emitting Diode
152-0454-00	FPE100	CS													Matched Pair
152-0459-00		DL													Hot Carrier
152-0505-00	A2S100	NP	Chip	3		30									
152-0516-00	1N5297	NP	D0-7												
152-0558-00		NP		200	200		.500	10			225				Photo Diode w/Red LED filter
152-0596-00	UM6601A	DL		100	100		10.	100	.25	100	.4	1000			
152-0619-00	1N3070	DL	A398	200					1.	100		50	30 - 30		Selected
153-0002-00	152-0026-00														Checked
153-0013-00		OB													
153-0039-01		CR													Matched Pair w/Heat Sink
153-0039-02		DL													Matched Pair
153-0039-03		DL													Matched Pair
153-0046-00		CS													Matched Pair
(SCHOTTKY)															
152-0717-00	6-6778-94	DL	A330	5	5				.55	1	.1				Beam Leads
(GERMANIUM)															
152-0001-00	1N91	CS	D0-3	100		150	1350.	100	.22	150		50KHz MAX			
152-0005-00	T136	CS	A1	25		70	2.	10	1.	40					
152-0007-00		NP	D0-7	25			10.	6	.3	1.	.6	400			
152-0026-00	Q6-100	CS	D0-7	5	6	100	100.	6	1.	100	1.	5	10 - 1		
152-0027-00	1N281	NP	D0-7	60	75	75	30.	10	1.	100					
152-0079-00	HD1841	NP	D0-7	20			20.	10	.45	10	1.5	6	10 - 3		
152-0110-00	ED2007	CS	D0-7	8	10	50	10.	5	.125	.01	200	200	20 - 1		
152-0111-00		CS	D0-7	8	10	50	10.	5	.125	.01	1.5	200	20 - 1		
152-0129-00	1N87A	CR	D0-7	20		8	10.	1.5	1.	.25					
152-0160-00	HD1872G	CS	D0-7	5	6	100	10.	2	1.	-100	1.25	100	20 - 1		
152-0186-00	1N198	OT	A21	80		30	10.	10	1.	4	1.				

NOTE: FOR LISTINGS OF RECOMMENDED PARTS, SEE PAGES 12-4 & 12-5.

SEMICONDUCTOR DEVICE, DIODE (CONT)

TEK MADE SIGNAL & SNAP-OFF

DO NOT USE IN NEW DESIGN

PART NUMBER	NUMBER OF DIODES	§§ STATUS	OTHER
152-0083-00		NP	
152-0084-00		NP	
152-0085-00		NP	
152-0106-00		DL	
152-0112-00		OB	
152-0114-00		NP	
152-0115-00		NP	
152-0115-01		NP	
152-0116-00		NP	
152-0117-00		NP	
152-0130-00		NP	
152-0131-00	Single	DL	
152-0138-00	Single	NP	
152-0144-00	Quad	DL	
152-0145-00	Single	NP	
152-0152-00	Single	NP	Replaced by 152-0446-00
152-0158-00		DL	Missing Diode
152-0161-00	Single	NP	Replaced by 152-0249-00
152-0163-00	Single	DL	
152-0164-00			
152-0183-00	Single	DL	
152-0184-00		NP	
152-0193-00	Pair	NP	
152-0201-00	Quad	NP	
152-0205-00	Single	NP	
152-0206-00	Single	NP	Replaced by 152-0457-00
152-0207-00		NP	
152-0209-00		NP	
152-0210-00		NP	
152-0211-00		NP	
152-0216-00		NP	
152-0219-00		NP	Replaced by 152-0249-00
152-0250-00		LS	
152-0251-00		LS	
152-0252-00		CR	
152-0257-00		NP	
152-0258-00		NP	
152-0259-00		NP	
152-0262-00	Single		
152-0263-00	Single	NP	
152-0313-00	Single	CR	
152-0313-01	Single	DL	
152-0313-02	Single	NP	
152-0313-03	Single	NP	
152-0314-00	Quad	CS	
152-0319-00		CS	
152-0320-00		CS	
152-0335-00		NP	
152-0360-00		NP	
152-0361-00		NP	
152-0425-00		CS	
152-0434-00	Single	OB	
152-0435-00	Single	DL	
152-0436-00	Single	DL	
152-0439-00	Pair	OB	
152-0443-00	Single	OB	
152-0445-00	Single	CR	
152-0446-01	Pair	OT	
152-0450-00	Pair	DL	
152-0452-00		CR	
152-0452-01		CR	
152-0465-00	Quad	OB	
152-0499-00		NP	
153-0014-00		OB	
153-0015-00		OB	
153-0022-00		NP	Selected 152-0112-00
153-0023-00		NP	Selected 152-0112-00

SEMICONDUCTOR DEVICE, DIODE

SECTION 13

TABLE OF CONTENTS

PAGE(S)

CROSS REFERENCE INDEXES

TEK PART NUMBER TO VENDOR NUMBER INDEX	13-2 THRU 13-10
JEDEC NUMBER TO TEK PART NUMBER INDEX	13-12 & 13-13
DIODE CASE DRAWINGS	13-14 THRU 13-16
RELIABILITY NOTES	13-18
APPLICATION NOTES	
ZENER DIODES	13-19
HOT CARRIER DIODES	13-20
HANDLING OF STATIC SENSITIVE COMPONENTS	13-21
NOTES	13-11 & 13-17

COST CODE

(CC COLUMN)

CODE	A	B	C	D	E	F	G	H	I	J	K	L	M	N	O
$\frac{P}{W}$ VALUE with +	.75¢	2¢	3.75¢	6¢	10¢	18¢	35¢	60¢	\$1	\$2	\$3.75	\$6	\$10	\$18	\$35+
$\frac{P}{W}$ VALUE no suffix	.5¢	1.5¢	3¢	5¢	8¢	15¢	25¢	50¢	75¢	\$1.50	\$3	\$5	\$8	\$15	\$25
$\frac{P}{W}$ VALUE with -	.2¢	1.25¢	2.5¢	4.25¢	7¢	13¢	22¢	40¢	65¢	\$1.25	\$2.50	\$4.25	\$7	\$13	\$22

NOTE: Costs may vary from order to order due to order quantities, vendor, etc.

DIODE PART NUMBER INDEX

TEK PART TO VENDOR NUMBER

PART NUMBER	** ND	JEDEC OR VENDOR NO.	TYPE	INDEX CHAR.	§§ STATUS	PAGE NO.
152-0001-00	X	Ref. Only	Sig, Ge		OB	12-11
152-0002-00	X	Ref. Only	Rect, Si		CS	12-9
152-0003-00	X	Ref. Only	Misc.		EN	12-10
152-0004-00	X	Ref. Only	Zener		NP	11-4
152-0005-00	X	Ref. Only	Sig, Ge		CS	12-11
152-0006-00	X	Ref. Only	Sig, Ge		NP	12-11
152-0007-00	X	Ref. Only	Sig, Ge		NP	12-11
152-0008-00	N	G1409 = HD2607A-R = S3884G	Sig, Ge	60	CR	12-4
152-0009-00	X	Ref. Only	Rect, Si		DL	12-9
152-0010-00	X	Ref. Only	Rect, Si		DL	12-9
152-0011-00	X	Ref. Only	Rect, Si		NP	12-9
152-0011-01	X	Ref. Only	Rect, Si		NP	12-9
152-0012-00	X	Ref. Only	Rect, Si		NP	12-9
152-0013-00	X	Ref. Only	Rect, Si		DL	12-9
152-0014-00	X	Ref. Only	Rect, Si		DL	12-9
152-0015-00	X	Ref. Only	Rect, Si		DL	12-9
152-0016-00	X	Ref. Only	Zener		NP	
152-0017-00	X	Ref. Only	Rect, Si		OB	12-9
152-0018-00	X	Ref. Only	Zener		DL	11-4
152-0019-00	X	Ref. Only	Zener		OB	11-4
152-0020-00	X	Ref. Only	Zener		OB	11-4
152-0021-00	X	Ref. Only	Zener		OB	11-4
152-0022-00	A	1N3029 Fmly SZ12815RL = 1Y25	Zener	25	CR	11-2
152-0023-00	X	Ref. Only	Rect, Si		NP	12-9
152-0024-00	A	1N3024B	Zener	15	CR	11-2
152-0024-01	X	Ref. Only	Zener		DL	11-4
152-0025-00	N	1N634 G1471	Sign, Ge	125	CR	12-4
152-0026-00	X	Ref. Only	Sig, Ge		CS	12-11
152-0027-00	X	Ref. Only	Sig, Ge		NP	12-11
152-0028-00	A	1N3085 1.R.150L15	Sect, Br	150	LS	12-2
152-0029-00	X	Ref. Only	Rect, Si		CS	12-9
152-0030-00	X	Ref. Only	Rect, Si		NP	12-9
152-0031-00	X	Ref. Only	Zener		NP	11-4
152-0032-00	X	Ref. Only	Zener		DL	11-4
152-0033-00	X	Ref. Only	Zener		NP	11-4
152-0034-00	X	Ref. Only	Zener		NP	11-4
152-0035-00	X	Ref. Only	Rect, Si		CR	12-9
152-0036-00	X	Ref. Only	Rect, Si		NP	12-9
152-0037-00	X	Ref. Only	Zener		NP	11-4
152-0038-00	X	Ref. Only	Zener		NP	11-4
152-0039-00	X	Ref. Only	Zener		NP	11-4
152-0040-00	A	1N4005G GP10J-019 LG109 S6M	Rect, Si	1	CR	12-2
152-0040-01	N	SEN-R-253 GP10J-049	Rect, Si		PP	12-8
152-0041-00	X	Ref. Only	Tnl, Ge		NP	10-4
152-0042-00	X	Ref. Only	Rect, Si		CS	12-9
152-0043-00	X	Ref. Only	Tnl, Ge		NP	10-4
152-0044-00	X	Ref. Only	Zener		NP	11-4
152-0045-00	X	Ref. Only	Sig, Si		NP	12-11
152-0046-00	X	Ref. Only	Rect, Si		DL	12-9
152-0047-00	X	Ref. Only	Rect, Si		NP	12-9
152-0047-01	X	Ref. Only	Rect, Si		NP	12-9
152-0048-00	X	Ref. Only	Rect, Si		NP	12-9
152-0048-01	X	Ref. Only	Rect, Si		NP	12-9
152-0049-00	X	Ref. Only	Rect, Si		DL	12-9
152-0050-00	X	Ref. Only	Rect, Si		OB	12-9
152-0051-00	X	Ref. Only	Rect, Si		OB	12-9
152-0052-00	X	Ref. Only	Zener		OB	11-4
152-0053-00	X	Ref. Only	Zener		OB	11-4
152-0054-00	X	Ref. Only	Zener		OB	11-4
152-0055-00	A	1N962B DZ780417A SZG35009K1 Z5407	Zener	11	CR	11-1
152-0056-00	X	Ref. Only	Zener		CS	11-4

PART NUMBER	** ND	JEDEC OR VENDOR NO.	TYPE	INDEX CHAR.	§§ STATUS	PAGE NO.
152-0057-00	X	Ref. Only	Zener		NP	11-4
152-0058-00	X	Ref. Only	Zener		NP	11-4
152-0059-00	A	1N3022 Fmly SZ50601RL	Zener	12.6	CR	11-2
152-0060-00	X	Ref. Only	Zener		NP	11-4
152-0061-00	A	FDH2161 PV120 Fmly	Sig, Si	175	CR	12-4
152-0062-00	X	Ref. Only	Sig, Si		NP	12-11
152-0063-00	X	Ref. Only	Tnl, Ge		NP	10-4
152-0064-00	X	Ref. Only	Zener		CS	11-4
152-0065-00	X	Ref. Only	Sig, Si		NP	12-11
152-0066-00	A	1N3194 Fmly GP10G-020 LG4016 = FR 1076	Rect, Si	1	CR	12-2
152-0066-01	N	1N4004G GIG-002 S4M	Rect, Si	1	CR	12-2
152-0066-02	X	= EM5175 Ref. Only	Rect, Si		DL	12-9
152-0066-03	A	1N4004G GP10G-052 LG4017	Rect, Si	1	CR	12-2
152-0067-00	X	Ref. Only	Zener		NP	11-4
152-0068-00	X	Ref. Only	Zener		NP	11-4
152-0069-00	X	Ref. Only	Zener		DL	11-4
152-0070-00	N	BD4	Tunnel	5	CR	10-2
152-0071-00	N	ED2007 Fmly G865	Sig, Ge	15	CR	12-4
152-0072-00	X	Ref. Only	Sig, Si		NP	12-11
152-0073-00	X	Ref. Only	Tnl, Ge		DL	10-4
152-0074-00	X	Ref. Only	Tnl, Ge		NP	10-4
152-0075-00	N	G866 = NPC075	Sig, Ge	22	CR	12-4
152-0076-00	X	Ref. Only	Zener		CS	11-4
152-0077-00	X	Ref. Only	Back		NP	10-4
152-0078-00	X	Ref. Only	Tunnel		CR	10-4
152-0079-00	X	Ref. Only	Sig, Ge		NP	12-11
152-0081-00	X	Ref. Only	Tnl, Ge		NP	10-4
152-0082-00	X	Ref. Only	Zener		DL	11-4
152-0083-00	X	Ref. Only	Sig, GaAs		NP	12-12
152-0084-00	X	Ref. Only	Sig, GaAs		NP	12-12
152-0085-00	X	Ref. Only	Sig, GaAs		NP	12-12
152-0086-00	X	Ref. Only	Zener		NP	11-4
152-0087-00	A	1N3044B SZ1627	Zener	100	CR	11-2
152-0088-00	X	Ref. Only	Rect, Si		CS	12-9
152-0088-01	A	1N3209 SR2099	Rect, Si		CR	12-2
152-0089-00	A	1N2976 Fmly SZ11501	Zener	12.6	CR	11-2
152-0090-00	X	Ref. Only	Sig, Si		OB	12-11
152-0091-00	X	Ref. Only	Zener		NP	11-4
152-0091-01	X	Ref. Only	Zener		DL	11-4
152-0092-00	X	Ref. Only	Sig, Si		OB	12-11
152-0093-00	X	Ref. Only	Tunnel		CS	10-4
152-0094-00	X	Ref. Only	Zener		NP	11-4
152-0095-00	X	Ref. Only	Sig, Si		CS	12-11
152-0096-00	A	SZ50600K	Zener	51	OB	11-2
152-0097-00	X	Ref. Only	Zener		NP	11-4
152-0098-00	N	STD916	Tunnel	10	CS	10-2
152-0099-00	X	Ref. Only	Tnl, Ge		NP	10-4
152-0100-00	A	1N3046B	Zener	120	CR	11-2
152-0101-00	A	1N3041B = SZM25000K1	Zener	75	CR	11-2
152-0102-00	X	Ref. Only	Tnl, Ge		OB	10-4
152-0103-00	X	No info	Sig, GaAs		NP	
152-0104-00	X	Ref. Only	Zener		NP	11-4
152-0105-00	X	Ref. Only	Zener		CS	11-4
152-0106-00	X	Ref. Only	Sig, Si		DL	12-12
152-0107-00	N	1N647 Fmly G727 GPD-010 = MR603 = RS194	Rect, Si	400	CR	12-2

DIODE PART NUMBER INDEX (CONT)

TEK PART TO VENDOR NUMBER

ART NUMBER	** ND	JEDEC OR VENDOR NO.	TYPE	INDEX CHAR.	\$\$ STATUS	PAGE NO.	PART NUMBER	** ND	JEDEC OR VENDOR NO.	TYPE	INDEX CHAR.	\$\$ STATUS	PAGE NO.
52-0107-02	X	Ref. Only	Rect, Si		DL	12-9	152-0148-00	A	1N3998A	Zener	6.2	CS	11-1
52-0107-03	N	G727	Rect, Si	400	CR	12-2			SZ1617K				
		= T160					152-0149-00	A	1N961B	Zener	10	CR	11-1
52-0107-04	N	GPD011	Rect, Si	400	CR	12-2			DZ780511B				
52-0108-00	U	4EX264	Shockly	46-54	CS	10-2			SZG35009K3				
									Z5406				
52-0109-00	N	CD700 Fmly	Mat or Sel		CS	12-6	152-0149-01	A	1N961B	Zener		PP	12-8
52-0110-00	X	Ref. Only	Sig, Ge		CS	12-11	152-0150-00	A	1N3037B	Zener	51	CR	11-2
52-0111-00	X	Ref. Only	Mat or Sel		CS	12-6 & 11			= 69-4132				
52-0112-00	X	Ref. Only	Sig, Snap-Off		OB	12-12			= SZM25000K2				
52-0113-00	X	Ref. Only	Rect, Si		NP	12-9	152-0151-00	X	Ref. Only	Sig, Si		CR	12-11
52-0114-00	X	Ref. Only	Sig, Snap-Off		NP	12-12	152-0152-00	X	Ref. Only	Sig, GaAs		NP	12-12
52-0115-00	X	Ref. Only	Sig, Snap-Off		NP	12-12	152-0153-00	N	FD7003	Sig, Si	10	CR	12-4
52-0115-01	X	Ref. Only	Sig, Snap-Off		LS	12-12			= PG7026				
52-0116-00	X	Ref. Only	Sig, GaAs		NP	12-12			= TID777				
52-0117-00	X	Ref. Only	Sig, GaAs		NP	12-12	152-0153-01	X	Ref. Only	Sig, Si		NP	12-11
52-0118-00	X	Ref. Only	Zener		NP	11-4	152-0153-02	N	FD7003	Sil, Sw		CR	12-8
52-0118-02	X	Ref. Only	Zener		NP	11-4	152-0154-00	X	Ref. Only	Tnl, Ge		NP	10-4
52-0119-00	X	Ref. Only	Zener		NP	11-4	152-0155-00	X	Ref. Only	Tnl, Ge		NP	10-4
52-0120-00	A	1N3020B	Zener	10	CR	11-1	152-0156-00	X	Ref. Only	Tnl, Ge		NP	10-4
		SZ1619					152-0157-00	X	Ref. Only	Zener		NP	11-4
52-0121-00	U	No info			DL		152-0158-00	X	Ref. Only	Sig, Snap-Off		DL	12-12
52-0122-00	X	Ref. Only	Zener		DL	11-4	152-0159-00	X	Ref. Only	Tnl, Ge		NP	10-4
52-0123-00	A	1N935A Fmly	Zener	9	CR	11-1	152-0160-00	X	Ref. Only	Sig, Ge		OB	12-11
		DT1050					152-0161-00	X	Ref. Only	Sig, GaAs		NP	12-12
		DT720623U					152-0162-00	X	Ref. Only	Rect, Si		DL	12-9
		SZ11530RL											
		= 69-9061											
							152-0163-00	X	Ref. Only	Sig, Snap-Off		DL	12-12
52-0124-00	A	1N938A	Zener	9	CR	11-1	152-0164-00	X	Ref. Only	Sig, GaAs		NP	12-12
		SZ50642					152-0165-00	X	Ref. Only	Sig, Si		CR	12-11
52-0125-00	N	STD704	Tunnel	4.7	CR	10-2	152-0166-00	A	1N753A Fmly	Zener	6.2	CR	11-1
52-0125-01	N	STD704	Tunnel	4.7	CR	10-2			SZ11738				
52-0126-00	X	Ref. Only	Zener		CS	11-4			TD3811404				
									Z5784				
52-0127-00	A	1N958B	Zener	7.5	CR	11-1			= 69-9035				
		SZG35009K2							= CD36972				
		Z5347							= TD3810974				
52-0128-00	X	Ref. Only	Rect, Si		NP	12-9	152-0166-01	X	Ref. Only	Zener		DL	11-4
52-0129-00	X	Ref. Only	Sig, Ge		CR	12-11	152-0167-00	X	Ref. Only	Zener		OB	11-4
							152-0168-00	A	1N963B	Zener	12	CR	11-1
52-0130-00	X	Ref. Only	Sig, GaAs		NP	12-12			SZG35009K4				
52-0131-00	X	Ref. Only	Sig, Snap-Off		DL	12-12			TD331689				
52-0132-00	X	Ref. Only	Zener		DL	11-4			Z5408				
52-0133-00	X	Ref. Only	Zener		OB	11-4	152-0168-01	U	1N963B	Zener		PP	12-8
52-0134-00	X	Ref. Only	Zener		CS	11-4	152-0169-00	N	1N3712	Tunnel	1	CR	10-2
									STD962				
52-0135-00	X	Ref. Only	Zener		DL	11-4	152-0170-00	A	1N4441 Fmly	Rect, Si	25	CR	12-2
52-0136-00	N	4EX363	Shockly	18-22	OB	10-2			86-117				
52-0137-00	X	Ref. Only	Zener		CS	11-4			CX342				
52-0138-00	X	Ref. Only	Sig, GaAs		NP	12-12	152-0171-00	A	1N944 Fmly	Zener	11.7	CR	11-1
52-0139-00	X	Ref. Only	Zener		NP	11-4			DT710902D				
									SZ13464				
52-0140-00	X	Ref. Only	Tnl, Ge		NP	10-4	152-0172-00	X	Ref. Only	Zener		NP	11-4
52-0140-01	N	SMTD995	Tunnel	10	CR	10-2	152-0173-00	X	Ref. Only	Sig, Si		NP	12-11
		= MA4C163											
52-0141-00	X	Ref. Only	Sig, Si		NP	12-11	152-0174-00	A	1N938A Fmly	Zener	9	CR	11-1
52-0141-01	N	ZS142	Sig, Si	30	NP	12-4	152-0175-00	A	SZ10930H	Zener	5.6	CR	11-1
									1N752A				
52-0141-02	A	1N4152 Fmly	Sig, Si	30	CR	12-4			SZG35008				
		DA2527							TD3810976				
		DS06TRS4152					152-0175-01	N	1N752A	Zener	5.6	CR	11-1
		NDP0263							SZG-5021				
		WG1464					152-0176-00	X	Ref. Only	Zener		NP	11-4
52-0141-03	X	Ref. Only	Sig, Si		LS	12-11	152-0177-00	N		Mat or Sel		CR	12-6
52-0141-04	X	Ref. Only	Sig, Si		DL	12-11	152-0177-01	N	SMTD994	Tunnel	10	CR	10-2
52-0141-05	N	1N4152 Fmly	Sig, Si	30	CR	12-4							
		NDP373					152-0177-02	N	SMTD998	Tunnel	10	CR	10-2
52-0141-06	A	DA2905	Sig, Si	30	CR	12-4	152-0178-00	N	152-0061-00	Mat or Sel		CR	12-6
							152-0179-00	X	Ref. Only	Rect, Si		CS	
52-0142-00	X	Ref. Only	Zener		NP	11-4	152-0180-00	X	Ref. Only	Rect, Si		CR	12-9
52-0143-00	X	Ref. Only	Sig, Si		NP	12-11	152-0181-00	N	STD933	Tunnel	1	CR	10-2
52-0143-03	X	Ref. Only	Sig, Si		DL	12-11							
52-0144-00	X	Ref. Only	Sig, GaAs		DL	12-12	152-0182-00	N	STD964	Tunnel	10	CR	10-2
52-0145-00	X	Ref. Only	Sig, GaAs		NP	12-12	152-0183-00	X	Ref. Only	Sig, GaAs		DL	12-12
							152-0184-00	X	Ref. Only	Sig, GaAs		NP	12-12
52-0146-00	X	Ref. Only	Zener		NP	11-4	152-0185-00	X	Ref. Only	Sig, Si		NP	12-11
52-0147-00	A	1N971B	Zener	27	CR	11-2	152-0185-01	X	Ref. Only	Sig, Si		NP	12-11
		DZ790116B					152-0185-02	X	Ref. Only	Sig, Si		NP	12-11
		SZ50622KRL											
		TD3810972											
		= CD38941											

= NOT A CURRENT VENDOR.

\$\$ FOR STATUS CODES, SEE PAGE 13-11

** NEW DESIGN CODE FROM COMPONENT ENGINEERING:

A = Acceptable
X = Do Not Use

N = Not Recommended
U = Undefined

DIODE PART NUMBER INDEX (CONT)

TEK PART TO VENDOR NUMBER

PART NUMBER	** ND	JEDEC OR VENDOR NO.	TYPE	INDEX CHAR.	SS STATUS	PAGE NO.	PART NUMBER	** ND	JEDEC OR VENDOR NO.	TYPE	INDEX CHAR.	SS STATUS	PAGE NO.
152-0186-00	X	Ref. Only	Sig, Si		CS	12-11	152-0228-00	X	Ref. Only	Zener		NP	11-4
152-0187-00	X	Ref. Only	VVC		OB	10-4	152-0229-00	A	1N3034B = SZM25000K3	Zener	39	CR	11-2
152-0188-00	X	Ref. Only	Rect, Si		NP	12-9	152-0230-00	X	Ref. Only	VVC	6.5	LS	10-4
152-0189-00	X	Ref. Only	Tunnel		DL	10-4	152-0231-00	X	Ref. Only	VVC		CS	10-4
152-0190-00	X	Ref. Only	Zener		NP	11-4	152-0232-00	N	66-8382 SBEA6 = MDA942-6	Rect, Si	1.5	CS	12-1
152-0191-00	X	Ref. Only	Zener		DL	11-4	152-0233-00	A	DA 2737 FDH1986 = PG2309 = CD61128	Sig, Si	80	CR	12-4
152-0192-00	A	7701-54	Rect, Si	50	CR	12-2	152-0234-00	X	Ref. Only	Zener		NP	11-4
152-0193-00	X	Ref. Only	Sig, GaAs		NP	12-12	152-0235-00	X	Ref. Only	Zener	12.5	DL	11-4
152-0194-00	X	Ref. Only	Sig, Si		CS	12-11	152-0236-00	A	1N963B Fmly SZ13553RL TD333881 = 69-6636	Zener		CR	11-2
152-0195-00	A	1N751A Fmly SZ11755RL TD332125 = 69-65112 = TD3810978	Zener	5.1	CR	11-1	152-0237-00	U		Rect, Si		IN	
152-0195-01	A		Zener		CR	12-8	152-0238-00	X	Ref. Only	Sig, Si		NP	12-11
152-0196-00	X	Ref. Only	Sig, Si		DL	12-11	152-0239-00	X	Ref. Only	Sig, Si	150	OB	12-11
152-0197-00	X	Ref. Only	Sig, Si		CS	12-11	152-0240-00	N	UZ5215	Zener	33	CS	11-2
152-0198-00	X	1N5624	Rect, Si	3	CR	12-2	152-0241-00	A	1N973B DZ780511A SZG35009K5	Zener		CR	11-2
152-0198-01	N	1N4721	Rect, Si	3	CR	12-2	152-0241-01	A		Zener	225	PP	12-8
152-0198-02	A	SEN-R-235 SS4986 = 35M2	Rect, Si	3	CR	12-2	152-0242-00	A	1N486A Fmly FDH5004 MT5129 NDP341 = 3065	Sig, Si		CR	12-4
152-0199-00	N	66-8039 = SBEA2 = MDA942-3 = SDA10074	Rect, Br	1	CR	12-1	152-0242-01	X		Matched		DL	
152-0200-00	N	66-8038 SA9172 = SBR4	Rect, Br	1.5	CR	12-1	152-0242-02	U	1N486A	Rect, Si	15	CR	12-8
152-0201-00	X	Ref. Only	Sig, GaAs		NP	12-12	152-0243-00	A	1N965B SZ13203 TD3810983 Z5412	Zener		CR	11-2
152-0202-00	X	Ref. Only	Sig, Si		LS	12-11	152-0244-00	U	No info	Sig, Si	40	IN	
152-0203-00	X	Ref. Only	Tunnel		NP	10-4	152-0245-00	A	DA2740 NDP539 = CD61165 = PG2310			CR	12-4
152-0204-00	X	Ref. Only	Shockly		DL	10-4	152-0246-00	A	DE140 WG1537HR = CD12676 = FDH5227 = NDP0533	Sig, Si	40	CR	12-4
152-0205-00	X	Ref. Only	Sig, GaAs		NP	12-12	152-0246-01	A		Si, Sw		CR	12-8
152-0206-00	X	Ref. Only	Sig, GaAs		NP	12-12	152-0247-00	A	1N989B SZG275K1RL	Zener	150	CR	11-2
152-0207-00	X	Ref. Only	Sig, GaAs		NP	12-12	152-0248-00	X	Ref. Only	Rect, Si		DL	12-9
152-0208-00	X	Ref. Only	Rect, Si		NP	12-9	152-0249-00	X	Ref. Only	Rect, Si		CR	12-11
152-0209-00	X	Ref. Only	Sig, GaAs		NP	12-12	152-0250-00	X	Ref. Only	Sig, Snap-Off		OB	12-12
152-0210-00	X	Ref. Only	Sig, GaAs		NP	12-12	152-0251-00	X	Ref. Only	Sig, Snap-Off		OB	12-12
152-0211-00	X	Ref. Only	Sig, GaAs		NP	12-12	152-0252-00	X	Ref. Only	Sig, Snap-Off		NP	12-12
152-0212-00	A	1N936 Fmly DT770120F SZ50646RL = 69-9062 = G5454	Zener	9	CR	11-1	152-0252-01	A	GC-2534-15	Sig, Snap-Off	100	CR	10-3
152-0213-00	X	Ref. Only	Zener		CS	11-4	152-0253-00	X	Ref. Only	Tunnel		DL	10-4
152-0214-00	X	Ref. Only	Tunnel		NP	10-4	152-0254-00	X	Ref. Only	Tunnel		OB	10-4
152-0215-00	N	69-3530 SZ12386	Zener	75	CS	11-2	152-0254-01	X	Ref. Only	Tunnel		OB	10-4
152-0216-00	X	Ref. Only	Sig, GaAs		NP	12-12	152-0255-00	A	1N978B DZ780417B SZG35009K7 = TD3810985	Zener	51	CR	11-2
152-0217-00	A	1N756A Fmly SZG20 TD3810979 = 69-6560 = CD331882	Zener	8.2	CR	11-1	152-0256-00	X	Ref. Only	Sig, Si		DL	12-11
152-0218-00	X	Ref. Only	Rect, Si		NP	12-9	152-0257-00	X	Ref. Only	Sig, GaAs		NP	12-12
152-0219-00	X	Ref. Only	Sig, GaAs		NP	12-12	152-0258-00	X	Ref. Only	Sig, GaAs		NP	12-12
152-0220-00	X	Ref. Only	Sig, Sw		NP	12-11	152-0259-00	X	Ref. Only	Sig, GaAs		NP	12-12
152-0221-00	U	DD2026	Rect, Si		IN		152-0260-00	X	Ref. Only	Rect, Si		CS	12-9
152-0222-00	X	Ref. Only	Rect, Si		NP	12-9	152-0261-00	X	No info	Zen, Si		DL	
152-0223-00	U	1M15210	Zen, Si		IN		152-0262-00	X	Ref. Only	Sig, Snap-Off		NP	12-12
152-0224-00	X	Ref. Only	Rect, Si		CS	12-9	152-0263-00	X	Ref. Only	Sig, Snap-Off		NP	12-12
152-0225-00	X	Ref. Only	Inl, Ge		CM	10-4	152-0264-00	N	AUZ756-2	Zener	56	CR	11-2
152-0226-00	A	1N751A Fmly SZ12262RL TD3810980 = CD332912	Zener	5.1	CR	11-1							
152-0226-01	A		Zener		PP	12-8							
152-0227-00	A	1N753A Fmly SZ13903 TD3810981 = CD331212	Zener	6.2	CR	11-1							

DIODE PART NUMBER INDEX (CONT)

TEK PART TO VENDOR NUMBER

PART NUMBER	** ND	JEDEC OR VENDOR NO.	TYPE	INDEX CHAR.	SS STATUS	PAGE NO.	PART NUMBER	** ND	JEDEC OR VENDOR NO.	TYPE	INDEX CHAR.	SS STATUS	PAGE NO.
152-0265-00	A	1N970B SZG35009K8 = TD3810986	Zener	24	CR	11-2	152-0293-00	A	1N3032B SZM25000K5	Zener	33	CS	11-2
152-0266-00	X	Ref. Only	Tunnel		DL	10-4	152-0294-00	A	1N3033B = SZM25000K6	Zener	36	CR	11-2
152-0267-00	X	Ref. Only	Zener		NP	11-4	152-0295-00	A	1N3042B SZM25000K7RL	Zener	82	CR	11-2
152-0268-00	A	1N979B DZ720714C SZG35009K9 = TD3810987	Zener	56	CR	11-2	152-0295-01	X	Ref. Only	Zener		DL	11-4
152-0269-00	A	1N3182 Fmly SMV1263 = PG 1151	VVC	33	CR	10-2	152-0296-00	X	Ref. Only	Zener		CS	11-4
152-0269-01	A	SMV1263-1	VVC	33	CR	10-2	152-0297-00	X	Ref. Only	Zener		CS	11-4
152-0270-00	A	SMV1563 = V-56E Fmly = V791	VVC	61.6	CR	10-2	152-0298-00	X	Ref. Only	Zener		CR	11-4
152-0271-00	A	C33-4001	VVC	10	CR	10-2	152-0299-00	X	Ref. Only	Zener		CR	11-4
152-0271-01	X	Ref. Only	VVC		CS	10-4	152-0300-00	X	Ref. Only	Zener		DL	11-4
152-0272-00	A	MT-60077-300 = SMV229	VVC	6.8	CR	10-2	152-0301-00	X	Ref. Only	Zener		DL	11-4
152-0273-00	X	Ref. Only	Tab, Ld Spi		DL	12-10	152-0302-00	X	Ref. Only	Zener		DL	11-4
152-0274-00	A	1N1200 Fmly 66-8501 SR1901	Rect, Si	12	CR	12-2	152-0303-00	X	Ref. Only	Zener		DL	11-4
152-0275-00	X	Ref. Only	Tunnel		OB	10-4	152-0304-00	A	1N968B SZG35009K17 Z5411 =TD3811000	Zener	20	CR	11-2
152-0275-01	X	Ref. Only	w/Washers		OB	10-4	152-0304-01	A	1N3045B	Zener	110	CR	12-8
152-0276-00	X	Ref. Only	Tunnel		NP	10-4	152-0305-00	A	= SZM25000K8	Zener	9.1	CR	11-2
152-0276-01	X	Ref. Only	Tunnel		NP	10-4	152-0306-00	A	1N960B SZ12812RL Z5409	Zener	9.1	CR	11-1
152-0277-00	X	Ref. Only	Tunnel		NP	10-4	152-0306-01	A	1N960B Fmly SZG44RL	Zener	100	CR	11-1
152-0278-00	A	1N4372A SZG35009K20 = TD3810988	Zener	3	CR	11-1	152-0307-00	N	SSD1150 = MSD6100	Sig, Si		NP	12-4
152-0279-00	A	1N751A DZ720714D SZG35010RL TD3810989	Zener	5.1	CR	11-1	152-0308-00	X	Ref. Only	Zener		NP	11-4
152-0280-00	A	1N753A Z5410 = SZG30186 = TD3811990	Zener	6.2	CR	11-1	152-0309-00	A	1N3828A SZ14310	Zener	6.2	CR	11-1
152-0281-00	A	1N969B SZG35009K12 TD3810991	Zener	22	CR	11-2	152-0309-01	X	Ref. Only	Zener	5.25	CS	11-5
152-0282-00	A	1N972B = TD3810992	Zener	30	CR	11-2	152-0310-00	N	STD910	Tunnel	56	CR	10-2
152-0283-00	A	1N976B DZ750903E SZ14257KRL TD3810993	Zener	43	CR	11-2	152-0311-00	A	1N2999B SZM86 = 69-4167	Zener		CR	11-2
152-0284-00	A	1N977B SZG35009K1 TD3810994	Zener	47	CR	11-2	152-0312-00	A	1N3002B	Zener	75	CS	11-2
152-0285-00	A	1N980B SZG35009K15 = TD3810995	Zener	62	CR	11-2	152-0313-00	X	Ref. Only	Sig, Snap-Off		CR	12-12
152-0286-00	A	1N982B DZ720714B SZG35007K15 TD3810996	Zener	75	CR	11-2	152-0313-01	X	Ref. Only	Sig, Snap-Off		DL	12-12
152-0287-00	A	1N986B	Zener	110	CR	11-2	152-0313-02	X	Ref. Only	Sig, Snap-Off		NP	12-12
152-0288-00	A	1N988 Fmly DZ720717C SZ11824RL = TD332977	Zener	140	CR	11-2	152-0313-03	X	Ref. Only	Sig, Snap-Off		NP	12-12
152-0289-00	A	1N991B DZ720717B SZ12484KRL	Zener	180	CR	11-2	152-0314-00	X	Ref. Only	Sig, Snap-Off		NP	12-12
152-0290-00	A	1N3016B SZM25000K12	ener	6.8	CS	11-1	162-0315-00	X	Ref. Only	Sig, Si		EN	12-11
152-0291-00	A	1N3027B SZM25000K4	ener	20	CR	11-2	152-0316-00	X	Ref. Only	Mat or Sel		CS	12-6
152-0292-00	A	1N3031B	ener	30	CS	11-2	152-0317-00	A	1N3497 SZG20012 TD41113	Zener	6.2	CR	11-1
							152-0318-00	X	Ref. Only	Zener		DL	11-5
							152-0319-00	X	Ref. Only	Sig, Snap-Off		OB	12-12
							152-0320-00	X	Ref. Only	Sig, Snap-Off		CS	12-12
							152-0321-00	X	Ref. Only	Sig, Si		CR	12-11
							152-0322-00	A	A2X600 BAR11 1SS97(2)T 5082-2672 = ESM2811Fmly = ND4973-7E 5082-9475	Sig, Schottky	15	CR	12-4
							152-0322-01	A	A2X600A DE102 MT5085 WG1518 = 3254	Mat or Sel		CR	12-4 & 6
							152-0323-00	A	DE101 MT5127	Sig, Si	40	CR	12-4
							152-0323-01	A	Ref. Only	Sig, Si		DL	12-11
							152-0323-02	X	Ref. Only	Sig, Si		CR	12-4
							152-0324-00	A	DE103 MT5128 = 3253 = TD55125	Sig, Si	40	CR	12-4
							152-0324-01	A	DE133	Sig, Snap-Off	40	CR	12-4
							152-0325-00	X	No Info.	Sig, Snap-Off	7.5	NP	11-1
							152-0326-00	A	1N755A Fmly DZ720925A SZ13927 = 69-6913	Zener		CR	11-1

* NOT A CURRENT VENDOR.
FOR STATUS CODES, SEE PAGE 13-11.

** NEW DESIGN CODE FROM COMPONENT ENGINEERING:

A = Acceptable N = Not Recommended
X = Do Not Use U = Undefined

DIODE PART NUMBER INDEX (CONT)

TEK PART TO VENDOR NUMBER

PART NUMBER	** ND	JEDEC OR VENDOR NO.	TYPE	INDEX CHAR.	\$\$ STATUS	PAGE NO.	PART NUMBER	** ND	JEDEC OR VENDOR NO.	TYPE	INDEX CHAR.	\$\$ STATUS	PAGE NO.
152-0327-00	U	No info.			SC		152-0395-00	A	1N749A	Zener	4.3	CR	11-1
152-0328-00	N	1N5283 Fmly SCL011	Current Limiting	.05-30	CS	11-3			SGZ35009K18 TD332317				
152-0329-00	N	SMTD892	Tunnel	18.9	CR	10-2	152-0396-00	N	VH-447	Rect, Br	3	CR	12-1
152-0330-00	X	Ref. Only	Tunnel		CS	10-4							
152-0331-00	N	SF-1	Rect, Si	30	CR	12-2	152-0396-01	A	6520821	Rect, Br	3	CR	12-1
152-0332-00	X	Ref. Only	Tunnel		DL	10-4			KBPC604-1				
152-0333-00	A	1N4610 DJ2011 FDH-6012 NDP261	Sig, Si	55	CR	12-4	152-0397-00	A	1N3890 Fmly SR1976K = DR710903A = MR880 Fmly	Rect, Si	12	CR	12-2
152-0333-01	X	Ref. Only	Sig, Si		CR		152-0398-00	A	1N4935 RGP100-005 SR3609RL	Rect, Si	1	CR	12-2
152-0333-02	A	1N4610	Si, Sw		CR	12-8							
152-0334-00	X	Ref. Only	Tunnel		NP	10-4	152-0398-01	A	Ref. Only	Rect, Si		CR	12-8
152-0334-01	X	Ref. Only	Tunnel		OB	10-4	152-0399-00	X		Rect, Si		CR	12-9
152-0335-00	X	Ref. Only	Sig, Snap-Off		NP	12-12							
152-0335-01	A	A4X583 GC20279	Snap-Off	150	CR	10-3	152-0400-00	A	1N4936 1N4944 MB2501 SR1977K	Rect, Si	1	CR	12-2
152-0336-00	X	Ref. Only	Rect, Si		DL	12-9			Ref. Only			DL	12-9
152-0337-00	A	1N753A Fmly SZ6210K TD3811003 = CD331701	Zener	6.3	CR	11-1	152-0400-01	X		Rect, Si			
152-0341-00	U		Sig, Si		TC		152-0401-00	N	SPT32K = MPT32	Shockly	28-36	CR	10-2
152-0353-00	A	1N4006GP GP10K-014 S8M = MR1-1600	Rect, Si	1	CR	12-2	152-0401-01	X	Ref. Only	Shockly, Si		CS	
							152-0402-00	X	Ref. Only	Tunnel		CS	10-4
							152-0404-00	X	Ref. Only	Rect, Si		CS	12-9
152-0357-00	A	1N983B DZ720719E SZ12461KRL TD3811004 V7EA	Zener	82	CR	11-2	152-0404-01	X	Ref. Only	Rect, Si		CR	12-9
152-0358-00	N		VVC	7	OB	10-2	152-0405-00	A	1N4744A Z6041	Zener	15	CR	11-2
152-0359-00	A	SZ50850 = DC41174	Zener	9	CR	11-1	152-0406-00	A	W-675 = VH-247	Rect, Br	3	CR	12-1
152-0360-00	X	Ref. Only	Sig, GaAs		NP	12-12	152-0408-00	A	H-345 SA2055 = VF5-12X	Rect, Si	5	CR	12-2
152-0361-00	X	Ref. Only	Sig, GaAs		NP	12-12	152-0408-01	X	Ref. Only	Rect, Si		DL	12-9
152-0362-00	N	1N53B 5-0053-77	Sig, Si		CS	12-4	152-0408-02	X	Ref. Only	Rect, Si		OB	12-9
152-0363-00	N	MA4933B	Sig, Si		CS	12-4	152-0409-00	N	CX149 VG-12X	Rect, Si	5	CR	12-2
152-0364-00	N	MA4934A	Sig, Si		CS	12-4	152-0411-00	A	1N937 SZ12483KRL = 69-7582	Zener	9	CR	11-1
152-0365-00	X	Ref. Only	Tunnel		NP	10-4			SZG20286H DT-1073			CR	12-8
152-0366-00	N	SZ13463K = GREAF	Zener	9	CS	11-1	152-0412-00	X	Ref. Only	Rect, Si		CR	12-9
152-0367-00	X	Ref. Only	Sig, Si		CR	12-11	152-0413-00	N	RGP10G-022 SR2046KRL UTR307 = S4F	Rect, Si	1	CR	12-2
152-0368-00	X	Ref. Only	Schottky		CR	12-5							
152-0369-00	A	UZ1215	Zener	12	CR	11-2	152-0414-00	A	RGP10D Series SR2069RL UTR 308 = RGP10G Ser	Rect, Si	1	CR	12-2
152-0371-00	X	Ref. Only	Tunnel		DL	10-4			Ref. Only	Rect, Si		NP	
152-0372-00	U	No info.	Zener		TC		152-0415-00	X	No info	Zener		CS	
152-0373-00	X	Ref. Only	Tunnel		CS	10-4	152-0416-00	U	1N3047B	Zener	130	CS	11-2
152-0375-00	X	Ref. Only	Tunnel		OB	10-4	152-0417-00	A	SZM20065				
152-0376-00	X	Ref. Only	Tunnel		DL	10-4	152-0418-00	X	Ref. Only	Rect, Si		CR	12-9
152-0377-00	X	Ref. Only	Tunnel		DL	10-4	152-0419-00	U	No info.	Rect, Si		CS	
152-0378-00	X	Ref. Only	Tunnel		DL	10-4	152-0420-00	X	Ref. Only	Rect, Si		CR	12-5
152-0379-00	X	Ref. Only	Tunnel		CS	10-4	152-0420-01	A	D4787-91 Fmly MA2E145	Schottky	7	CR	12-4
152-0380-00	X	Ref. Only	Tunnel		OB	10-4							
152-0381-00	X	Ref. Only	Tunnel		OB	10-4	152-0422-00	A	A201-4302 SMV1264 = PG1084	VVC	7	CR	10-2
152-0382-00	X	Ref. Only	Tunnel		DL	10-4			Ref. Only	Rect, Si		CR	12-9
152-0383-00	N	SMTD898	Tunnel	50.75	CR	10-2	152-0423-00	X	Ref. Only	Rect, Si		EN	11-5
152-0383-01	N	152-0383-00	Mat or Sel		CR	12-6	152-0424-00	X	Ref. Only	Zen, Si		OB	12-12
152-0383-02	N	152-0383-00	Mat or Sel		CR	12-6	152-0425-00	X	Ref. Only	Sig, Snap-Off		CR	12-2
152-0384-00	N	R-155	Rect, Br	25	CR	12-1	152-0426-00	N	1N647 Fmly G2017-1	Rect, Si	400		
152-0385-00	A	CX523 SC20 VB-20	Rect, Si	100	CR	12-2	152-0427-00	A	1N985B SZG275K-3	Zener	100	CR	11-2
152-0386-00	N	STD927	Tunnel	10	CR	10-2							
152-0387-00	X	Ref. Only	Tunnel		CR	10-4	152-0428-00	A	1N987B SZ13202	Zener	120	CR	11-2
152-0392-00	X	Ref. Only	Rect, Br		NP		152-0429-00	A	SA-3282	Rect, Si	10	CR	12-2
152-0393-00	X	Ref. Only	Sig, Si		NP		152-0433-00	X	VG-5X-905	Schottky		CS	
152-0394-00	A	1N3036B = SZM25000K9	Zener	47	CR	11-2			Ref. Only				

DIODE PART NUMBER INDEX (CONT)

TEK PART TO VENDOR NUMBER

PART NUMBER	** ND	JEDEC OR VENDOR NO.	TYPE	INDEX CHAR.	\$\$ STATUS	PAGE NO.	PART NUMBER	** ND	JEDEC OR VENDOR NO.	TYPE	INDEX CHAR.	\$\$ STATUS	PAGE NO.
152-0434-00	X	Ref. Only	Sig, Snap-Off		OB	12-12	152-0488-01	A		Rect, Br	1	CR	12-8
152-0435-00	X	Ref. Only	Sig, Snap-Off		DL	12-12	152-0489-00	N	Diode Assy.	Tnl, Ge	.27	CR	
152-0436-00	X	Ref. Only	Sig, Snap-Off		DL	12-12	152-0490-00	N	1N5285	Current		CS	11-3
152-0437-00	A	1N959 Fmly SZ614K TD332679 = 69-7519 = TD3811008	Zener	8.2	CR	11-1	152-0491-00	X	SCL083K	Limiting		CS	12-9
							152-0492-00	X	Ref. Only	Rect, Si		DL	12-9
152-0438-00	A	SZ 9.1 UZ1364	Zener	9.1	CR	11-1	152-0493-00	A	CMX114 = SCMA10114	V. Multr	7	CR	12-3
152-0439-00	X	Ref. Only	Sig, Snap-Off		OB	12-12	152-0495-00	A	CMX294 MH974801 = SCMA10622	V. Multr	2	CR	12-3
152-0440-00	X	Ref. Only	Zener		CS	11-5	152-0495-01	A	CMX131	V. Multr	2	CS	12-3
152-0441-00	X	Ref. Only	Schottky		OB	12-5	152-0496-00	U		Rect, Si		CS	
152-0442-00	X	Ref. Only	Schottky		CR	12-5	152-0497-00	A	3N257 Fmly KBP06-4 SDA318 = A1423MX67	Rect, Br	1	CR	12-1
152-0442-01	X	Ref. Only	Schottky		CR	12-5							
152-0443-00	X	Ref. Only	Sig, Snap-Off		OB	12-12	152-0498-00	X	Ref. Only	V. Multr		DL	12-10
152-0444-00	X	Ref. Only	Rect, Si		DL	12-9	152-0499-00	X	Ref. Only	Sig, Snap-Off		NP	12-12
152-0445-00	X	Ref. Only	Sig, Snap-Off		OB	12-12	152-0500-00	X	Ref. Only	Zener		DL	11-5
152-0446-00	X	Ref. Only	Schottky		CS	12-5	152-0501-00	N	SSD2405 = MSD6150	Sig, Si	70	CR	12-4
152-0446-01	X	Ref. Only	Sig, Snap-Off		CS	12-12							
152-0448-00	U	No info	Zener		CS		152-0502-00	X	Ref. Only	Rect, Si		CR	12-9
152-0449-00	U	1S205	Sig, Si		CS		152-0503-00	A	1N4756 Fmly 5082-8872	Snap-Off	500	CR	10-3
152-0450-00	X	Ref. Only	Sig, Snap-Off		DL	12-12							
152-0451-00	A	MA43677	Snap-Off	140	CR	10-3	152-0503-01	A	MA43685 QSRD-4866	Snap-Off	500	CR	10-3
152-0452-00	X	Ref. Only	Sig, Snap-Off		CR	12-12	152-0505-00	X	Ref. Only	Sig, Si		NP	12-11
152-0452-01	X	Ref. Only	Sig, Snap-Off		CR	12-12	152-0506-00	A	A4X618 CVB-10308 = A4S375	Snap-Off	120	CR	10-3
152-0453-00	X	Ref. Only	Schottky		CS	12-5	152-0507-00	X	Ref. Only	Tnl, Ge		DL	10-4
152-0454-00	X	Ref. Only	Sig, Si		NP	12-11							
152-0455-00	X	Ref. Only	VVC		EN	10-4	152-0508-00	A	SZ13294RL	Zener	12.6	CR	11-2
152-0456-00	A	1N827 SZG25002K1	Zener	6.2	CR	11-1	152-0509-00	A	AM1408L8 MC1408L8 SSS1408A-021	V. Multr	6	CR	12-3
152-0457-00	A	5082-2068 = MDO 28	Sig, Schottky	2.5	CR	12-4							
152-0457-01	U	MD028	Schottky		PP	12-8	152-0510-01	A	1N3048B	Zener	150	CR	11-2
152-0458-00	X	Ref. Only	Schottky		NP	12-5	152-0512-00	A	1M150ZS5 1N4739A TD334328	Zener	9.1	CR	11-1
152-0458-01	X	Ref. Only	Schottky		NP	12-5							
152-0459-00	X	Ref. Only	Sig, Si		DL	12-11	152-0513-00	A	1N4763A UZ2354 = UZ8791	Zener	91	CR	11-2
152-0460-00	N	1N5299 SCL072	Current Limiting	1.2	CR	11-3	152-0514-00	A	1N961B Fmly SZG15RL	Zener	10	CR	11-1
152-0461-00	A	1N821 = CD41089	Zener	6.2	CR	11-1	152-0516-00	X	Ref. Only	Sig, Si		NP	12-11
152-0461-01	X	Ref. Only	Zener		DL	11-5	152-0518-00	A	K019	Rect, Br	30	CR	12-1
152-0462-00	A	KBL02-8 SDA10228 = MDA970-3	Rect, Br	2.5	CR	12-1	152-0519-00	A	1N3997A	Zener	5.6	CR	11-1
152-0462-01	N	RKBL02-14 = 652-1083	Rect, Br	2.5	CS	12-1	152-0520-00	A	1N4742A HW12B UZ8712 Z6033	Zener	12	CR	11-1
152-0462-02	A	MDA970-3 = 652-1085	Rect, Br	2.5	CR	12-1							
152-0463-00	X	Ref. Only	Schottky		NP	12-5	152-0521-00	X	Ref. Only	Zener		EN	11-5
152-0464-00	A	1N4570 SZG25002K3	Zener	6.4	CR	11-1	152-0524-00	A	5082-1779 MA47690	Pin		CR	10-3
152-0465-00	X	Ref. Only	Sig, Snap-Off		OB	12-12	152-0525-00	N	ND4121M-3G = SMR32B	Sig, Schottky	10	CR	12-4
152-0470-00	A	1N992B	Zener	200	CR	11-2							
152-0471-00	X	Ref. Only	Schottky		NP	12-5	152-0526-00	A	1N829A Fmly SZG20054	Zener	6.35	CR	11-1
152-0471-01	N	DMJ6786-98	Sig, Schottky		CR	12-4	152-0527-00	X	Ref. Only	Zener		OB	11-5
152-0474-00	N		Mat or Sel		CR	12-6	152-0528-00	X	Ref. Only	Sig, Si		CS	
152-0475-00	A	SDA10211	Rect, Br	12	CR	12-1	152-0529-00	X	Ref. Only	Rect, Si		OB	12-9
152-0476-00	U	No info	Rect, Si		OB								
152-0478-00	X	Ref. Only	Rect, Si		NP	12-9	152-0530-00	X	Ref. Only	Rect, Si		OB	12-9
152-0479-00	A	1N1203 80-0182 SR2117	Rect, Si	12	CR	12-2	152-0531-00	X	Ref. Only	Rect, Si		OB	12-9
152-0480-00	A	1N2989B	Zener	30	CR	11-2	152-0532-00	X	Ref. Only	Zener		OB	11-5
152-0481-00	A	1N3826A SMZ25000K10	Zener	5.1	CR	11-1	152-0533-00	X	Ref. Only	Rect, Si		OB	12-9
152-0482-00	X	Ref. Only	Schottky		OB	12-5	152-0534-00	X	Ref. Only	Zener		OB	11-5
152-0486-00	A	1N3497 Fmly SZG20008 TD41099	Zener	6.2	CR	11-1							
152-0488-00	A	2KBP02-08 2FB200 SDA317 3N255 Fmly = TSK11-000	Rect, Br	1	CR	12-1	152-0535-00	N	SDA10339 = MDA980-2	Rect, Br	12	CR	12-1
							152-0536-00	A	SMV1110	Sig, Schottky		CR	12-4
							152-0537-00	X	Ref. Only	Zener		OB	11-5
							152-0538-00	X	Ref. Only	Rect, Si		OB	12-9

** NOT A CURRENT VENDOR.

\$\$ FOR STATUS CODES, SEE PAGE 13-11

** NEW DESIGN CODE FROM COMPONENT ENGINEERING:

A = Acceptable

X = Do Not Use

U = Not Recommended

U = Undefined

DIODE PART NUMBER INDEX (CONT)

TEK PART TO VENDOR NUMBER

PART NUMBER	** ND	JEDEC OR VENDOR NO.	TYPE	INDEX CHAR.	SS STATUS	PAGE NO.	PART NUMBER	** ND	JEDEC OR VENDOR NO.	TYPE	INDEX CHAR.	SS STATUS	PAGE NO.
152-0540-00	N	1N5829 SBR5366	Rect, Si	25	CR	12-2	152-0591-00	X	Ref. Only	V. Mult		DL	12-10
152-0547-00	U	BZY88/C22	Zen, Si		CS		152-0592-00	X	Ref. Only	V. Mult		DL	12-10
152-0548-00	X	Ref. Only	Ph, Si		NP	12-10	152-0593-00	X	Ref. Only	V. Mult		DL	12-10
152-0548-01	X	Ref. Only	Ph, Si		CR	12-10	152-0594-00	X	Ref. Only	V. Mult		DL	12-10
152-0548-02	X	Ref. Only	Ph, Si		CS	12-10	152-0595-00	A	MV1404	VVC	120	CR	10-2
152-0549-00	X	Ref. Only	Ph, Si		NP	12-10	152-0596-00	X	Ref. Only	Sig, Si		DL	12-11
152-0549-01	X	Ref. Only	Ph, Si		CR	12-10	152-0597-00	A	PG-1046	VVC	330	CR	10-2
152-0549-02	X	Ref. Only	Ph, Si		CR	12-10	152-0598-00	A	CMX667A	V. Mult	3	PP	12-3
152-0550-00	X	Ref. Only	Ph, Si		NP	12-10	152-0599-00	A	SKP45	Trans. Suppressor	5	PP	10-3
152-0550-01	X	Ref. Only	Ph, Si		CR	12-10	152-0600-00	A	MBR1535CT	Rect, Si	15	PP	12-2
152-0550-02	X	Ref. Only	Ph, Si		CR	12-10	152-0601-00	A	MUR115	Rect, Si	1	PP	12-2
152-0550-03	X	Ref. Only	Ph, Si		CM	12-10	152-0609-00	A	D5847A	Sig, Schottky		CR	12-4
152-0551-00	X	Ref. Only	Rect, Si		DL	12-10	152-0609-01	A	5082-6878	Sig, Schottky		CR	12-4
152-0552-00	A	CMX315 MH925A01 MSL35764 = SCMA10930	V. Mult	3	CR	12-3	152-0611-00	A	1N960 Fmly DZ730710B SZ14347	Zener	9	CR	11-1
152-0552-01	A	CMX589 = SCMA10930	V. Mult	3	CR	12-3	152-0612-00	A	1N4806 Fmly PG1146	VVC	17.5	CR	10-2
152-0553-00	X	Ref. Only	Zener		OB	11-5	152-0613-00	X	Ref. Only	Rect, Si		CS	12-9
152-0556-00	A	KBL005-8 = SDA10271K	Rect, Br	2.5	CR	12-1	152-0615-00	X	Ref. Only	Zener		EN	11-5
152-0556-01	A	SDA10271K	Rect, Br, Si	2.5	CR	12-1	152-0618-00	A	SCPA05	Rect, Br	15	CR	12-1
152-0557-00	A	SDA10266 = MDA980-3	Rect, Br	12	CR	12-1	152-0619-00	X	Ref. Only	Sig, Si		DL	12-11
152-0558-00	X	Ref. Only	Sig, Si		NP	12-11	152-0620-00	X	Ref. Only	Photometric		CR	12-10
152-0558-01	X	Ref. Only	Photopic		CR	12-10	152-0622-00	A	V344203 = KV2402	VVC	155	CR	10-2
152-0559-00	X	Selected	Sig- Si		DL		152-0622-01	A	V34-4204	VVC	155	CR	10-2
152-0560-00	X	Ref. Only	Rect, Si		OB	12-9	152-0629-00	A	PV120	Sig, Si	200	CR	12-4
152-0562-00	X	Ref. Only	Zener		CS	11-5	152-0631-00	X	Ref. Only	Schottky		CR	12-5
152-0563-00	X	Ref. Only	Zener		CR	11-5	152-0632-00	X	Ref. Only	Ph		CR	12-10
152-0564-00	X	Ref. Only	Ph		CR	12-10	152-0633-00	X	Ref. Only	Rect, Si		CR	12-9
152-0568-00	X	Ref. Only	Rect, Si		OB	12-9	152-0634-00	A	CMX222	V. Mult	1.5	CR	12-3
152-0569-00	X	Ref. Only	Ph, Si		CR	12-10	152-0635-00	A	HVG124 SCRT100	V. Mult	1.5	CR	12-3
152-0569-01	X	Ref. Only	Ph, Si		CR	12-10	152-0636-00	X	Ref. Only	Rect, Si		CR	12-9
152-0570-00	X	Ref. Only	Ph, Si		DL	12-10	152-0637-00	X	Ref. Only	V. Mult		NP	12-10
152-0571-00	A	1N966B SZ35014K1	Zener	16	CR	11-2	152-0637-01	X	Ref. Only	V. Mult		NP	12-10
152-0572-00	X	Ref. Only	Schottky		CR	12-5	152-0637-02	A	CMX522 MH911601 = SCMA10864	V. Mult	1.5	CR	12-3
152-0572-47	X	Ref. Only	Ph, Si		NP	12-10	152-0638-00	A	SZG98	Zener	7	CR	11-1
152-0573-00	X	Ref. Only	Zener		CS	11-5	152-0639-00	A	H1400-4 MX100 SS3949 = SRF100	Rect, Si	10	CR	12-2
152-0574-00	A	NDP566 WG1308 = PG2312	Sig, Si	120	CR	12-4	152-0640-00	A	SD-4101 SD41 S141	Rect, Si	30	CR	12-2
152-0575-00	X	Ref. Only	LED		TC	12-10	152-0641-00	X	Ref. Only	Zener		DL	11-5
152-0576-00	A	1N3018 SZ14327K	Zener	8.2	CR	11-1	152-0642-00	A	SD5218 SD51 S060GGOF	Rect, Si	40	CR	12-2
152-0577-00	X	Ref. Only	Rect, Si		NP	12-9	152-0643-00	A	5082-0012	Pin		CR	10-3
152-0577-01	X	Ref. Only	Rect, Si		NP	12-9	152-0645-00	X	Ref. Only	Rect, Si		DL	12-9
152-0578-00	A	V34-4202 = DKV6524C	VVC	155	CR	10-2	152-0646-00	A	Tek Made	Schottky	4	CR	12-5
152-0579-00	A	UM6601B	Pin		CR	10-3	152-0646-01	X	Ref. Only	Schottky	5	NP	12-5
152-0580-00	A	1N982 Fmly DZ760519B SZ14358	Zener	75	CR	11-2	152-0646-02	A	Tek Made	Schottky		CR	12-5
152-0581-00	A	1N5817 ITS5817	Rect, Si	1	CR	12-2	152-0647-00	A	1N957B SZG35014K3	Zener	6.8	CR	11-1
152-0581-03	U	1N5817	Schottky		PP	12-8	152-0648-00	X	Ref. Only	Sig, Si		DL	
152-0582-00	A	1N5820 SKS010 = VSK320	Rect, Si	3	CR	12-2	152-0650-00	A	BB1058 U11-4101	VVC	11.5	CR	10-2
152-0583-00	X	Ref. Only	Zener		DL		152-0651-00	A	SZG134	Zener	28	CR	11-2
152-0584-00	A	CMX164	V. Mult	1	CR	12-3	152-0652-00	A	CMX252 = SCMA10426	V. Mult	2	CR	12-3
152-0585-00	A	W02M-30	Rect, Br	.75	CR	12-1	152-0654-00	X	Ref. Only	Ph, GaAs		SC	12-10
152-0586-00	A	RGP10J-011	Rect, Si	500	CR	12-2	152-0655-00	A	A115AX39 SEN-R-246 = SRSFR310	Rect, Si	3	CR	12-2
152-0586-01	A	RGP10J-005	Rect, Si	.5	CR	12-2							
152-0587-00	A	CMX192 MSL2539 SCMA 10425	V. Mult	2	CR	12-3							
152-0588-00	X	Ref. Only	Ph		OB	12-10	152-0655-01	N	SRSFR310 A9022	Rect, Si	50	CR	12-2
152-0589-00	A	1N942 SZG20182	Zener	11.7	CR	11-1	152-0656-00	A	MMCFD914	Sig, Si		CR	12-4
152-0590-00	A	1N967B SZG35014K2	Zener	18	CR	11-2	152-0656-01	U	Checked	Zener		CR	
							152-0657-00	A	SZG20107	Rect, Si	108	CR	11-2
							152-0659-00	A	MR751 P6000-004			CR	12-2

DIODE PART NUMBER INDEX (CONT)

TEK PART TO VENDOR NUMBER

PART NUMBER	** ND	JEDEC OR VENDOR NO.	TYPE	INDEX CHAR.	§§ STATUS	PAGE NO.	PART NUMBER	** ND	JEDEC OR VENDOR NO.	TYPE	INDEX CHAR.	§§ STATUS	PAGE NO.
152-0660-00	A	CMX286	V. Mult	1.5	OT	12-3	152-0712-00	A	CMX432A	V. Mult	3	CR	12-3
152-0661-00	A	MR856	Rect, Si	3	CR	12-2	152-0713-00	A	SDA10388K	Rect, Br	35	CR	12-1
152-0662-00	A	SZG195	Zener	5	CR	11-1			MDA3504				
152-0664-00	A	5082-2800	Sig, Schottky	70	NP	12-10	152-0714-00	A	1N6098	Rect, Si	50	CR	12-2
152-0665-01	A	BB1096	VVC	29	CR	10-2	152-0715-00	N	5083-2256 F1	Sig, Schottky		CR	12-4
		SMV1344							ND487C2-3P				
		≈ MV109											
152-0666-00	A	W08M-11	Rect, Br	.75	CR	12-1	152-0716-00	A	CMX387A	V. Mult	7	CR	12-3
152-0667-00	A	SZG30025RL	Zener	3	CR	11-1			≈ SCMA10784				
152-0668-00	A	KBPC802	Rect, Br	6	CR	12-1	152-0717-00	X	Ref. Only	Sig, Si	5	DL	12-11
152-0669-00	A	1N5380B	Zener	120	CR	11-2	152-0717-01	X	Ref. Only	Schottky, Si		DL	
		SZP40045					152-0718-00	N	PR100	Rect, Si	6	PP	12-2
									≈ TIR102A				
152-0670-00	A	1N5822	Rect, Si	3	CR	12-2	152-0719-00	A	1N5456	VVC	100	CR	10-2
152-0672-00	A	SKS002							SMV1501				
		DSR4085	Rect, Si	3	CR	12-2	152-0720-00	A	BYW29-100	Rect, Si	7	CR	12-2
		MB7363					152-0721-00	A	BYW30-100U	Rect, Si	12	CR	12-2
		≈ DSR5050							UES702				
152-0673-00	A	SMV1361	VVC	500	CR	10-2	152-0722-00	N	DVH-6934-98	VVC	1.5	CR	10-2
		≈ MVAM115											
152-0674-00	A	1N4947	Rect, Si	1	CR	12-2	152-0723-00	N	A2X1518	Sig, Schottky	5	CR	12-4
		RGP10K-009					152-0725-00	A	5082-2810	Sig, Schottky	20	CR	12-4
152-0675-00	A	HP9645	Sig, Schottky	4	CR	12-4			A2X1582				
		DMD6939-99							≈ A2S810				
152-0675-01	X	Ref. Only	Schottky, Si		DL		152-0727-00	A	1N827	Zener	6.3	CR	11-1
152-0676-00	A	1N5625	Rect, Si	3	CR	12-2			DT1029				
		A115DX112							SZG20246				
		SEN-R-247					152-0728-00	A	5082-3188	Pin		CR	10-3
152-0677-00	X	Ref. Only	Ph, WPN		DL	12-10			SMV1453				
									≈ MPN3500				
152-0678-00	A	GC-2544-00	Snap-Off	150	CR	10-3	152-0729-00	N	NSR8140SA	Rect, Si	30	CR	12-2
152-0678-01	U	Inspected	Step Rec		PP				R711A				
152-0679-00	A	MV1C2097	VVC	1	CR	10-2	152-0730-00	N	1N2808A	Zener	10	CS	11-1
152-0679-01	U	Inspected	VVC, Si		CR		152-0731-00	A	BAV99	Sig, Si	70	CR	12-4
152-0680-00	A	TD3811018	Zener	19.3	CR	11-2							
		SZG266					152-0732-00	A	1N5913B	Zener	3.3	CR	11-1
							152-0733-00	A	1N5352B	Zener	15	CR	11-2
152-0681-00	X	Ref. Only	Rect, Si		CS		152-0734-00	A	MMBD914	Sig, Si	100	DC	
152-0682-00	A	CMX287	V. Mult	1	CR	12-3	152-0735-00	A	BAW56 Fmly	Sig, Si	70	CR	12-4
		MH390E01					152-0736-00	A	BAV70	Sig, Si	70	CR	12-4
		≈ SCMA10625					152-0737-00	U	BYX36	Rect, Si		TC	
152-0683-00	A	UZ2359	Zener	7.5	CR	11-1							
		≈ SS4091					152-0738-00	A	GC-10580-015	VVC	1.2	CR	10-2
		≈ UZ8707					152-0739-00	N	BZXB4-C5V6	Zener	5.6	DL	11-1
152-0684-00	N	8C2070	VVC	7.05	DL	10-2	152-0740-00	A	BAT-17	Sig, Schottky	4	DL	
152-0685-00	A	QSCH-1608	Sig, Schottky	70	CR	12-4			MMBV101				
152-0686-00	A	SR3273	Rect, Si	5	CR	12-2	152-0741-00	A	MMD-835-001	Snap-Off	70	CR	10-3
		SRP600B-009							ND1571 Chp				
		≈ MR821							≈ 5082-0008				
152-0687-00	A	CMX334C	V. Mult	5	CR	12-3			≈ CVB1015A				
152-0688-00	A	≈ SCMA10639					152-0742-00	A	1N3890R	Rect, Si	12	CR	12-2
		1N4370A	Zener	2.4	CR	11-1			SR3452				
152-0688-01	A	DZ771128F	Zener		PP	12-8	152-0743-00	U	No info			TC	
							152-0744-00	A	1N747A	Zener	3.6	CR	11-1
152-0689-00	A	1N748A	Zener	3.9	CR	11-1	152-0745-00	A	SZG30174	Zener	7	CR	11-1
152-0690-00	A	1N746A	Zener	3.3	CR	11-1			Z7.0V 2%				
152-0691-00	N	1N4733	Zener	5.1	CS	11-1			≈ SZ 7.0				
152-0692-00	A	SKS017	Rect, Si	30	CR	12-2	152-0746-00	A	SZG40053	Zener	14	CR	11-2
		SD241							Z14.0V 1%				
		≈ VSK30207T							≈ 1M14ZS1				
152-0693-00	A	SZG30068	Zener	4	CR	11-1	152-0747-00	N	MBDC501WP	Sig, Schottky	50	PP	12-4
152-0701-00	N	FDC3600	Sig, Si		CR	12-4	152-0748-00	A	MA4E119	Sig, Schottky	5	CR	12-4
		≈ MMCD6100					152-0749-00	A	1N5375B	Zener	82	CR	11-2
152-0701-01	U	MMCD6100	Sw, Hi Spd		CR				56N115				
152-0702-00	A	SZG30214RL	Zener	13	CR	11-2			SZP40096				
		≈ SM13Z52					152-0750-00	A	RKBPC606	Rect, Br	3	CR	12-1
152-0703-00	A	CMX426	V. Mult	2	CR	12-3	152-0751-00	A	TD13419	Sig, Si	265	CR	12-4
		≈ SCMA10781					152-0752-00	A	MR1-1600	Rect, Si	1	CR	12-2
152-0704-00	A	1N4007G	Rect, Si	1	CR	12-2			ERC27-15				
152-0705-00	A	1N5386B	Zener	180	CS	11-2	152-0753-00	U	60561200	Sig, GaAs	3	CR	12-4
152-0706-00	A	GP30M-008	Rect, Si	3	CR	12-2	152-0754-00	A	80SQ040	Rect, Si	8	CR	12-2
		SEN-K-226											
		SS4120					152-0755-00	A	MA4E145M4	Schottky, Si	7	CR	12-4
		≈ AZ48J					152-0756-00	A	1N4756A	Zener	47	CR	11-2
		≈ SRS3120							A2S783				
152-0710-00	A	5082-0097	Sig, Schottky	15	CR	12-4			DMJ6777-97				
		A2S097					152-0757-00	A	1N4735A	Zener	6.2	CR	11-1
152-0710-01	X	Ref. Only	Schottky, Si		DL		152-0758-00	U	RB151			SC	
152-0711-00	X	Ref. Only	Zener		DL								
152-0711-01	X	Ref. Only	Zener		DL		152-0759-00	U	100Q			SC	
							152-0760-00	A	SZG30205	Zener	6.2	CR	11-1
									TD3811363				
							152-0761-00	A	GZ04116C	Trans. Suppressor	1.5	CR	10-3
									TVP1505A				

≈ NOT A CURRENT VENDOR.

§§ FOR STATUS CODES, SEE PAGE 13-11.

** NEW DESIGN CODE FROM COMPONENT ENGINEERING:

A = Acceptable N = Not Recommended
X = Do Not Use U = Undefined

DIODE PART NUMBER INDEX (CONT)

TEK PART TO VENDOR NUMBER

PART NUMBER	**ND	JEDEC OR VENDOR NO.	TYPE	INDEX CHAR.	§§ STATUS	PAGE NO.	PART NUMBER	**ND	JEDEC OR VENDOR NO.	TYPE	INDEX CHAR.	§§ STATUS	PAGE NO.
152-0762-00	A	SD-241 SKS043 = VSK3040T	Rect, Si	30	CR	12-2	153-0011-00	X	Ref. Only	Misc.		DL	12-10
152-0763-00	U	D003			SC		153-0012-00	X	Ref. Only			DL	12-10
152-0764-00	U	12MF5			SC		153-0013-00	X	Ref. Only	Sig, Si		OB	12-11
152-0765-00	U	DF1			SC		153-0014-00	X	Ref. Only	Sig, Snap-Off		OB	12-12
152-0766-00	N	MMBD501	Sig, Schottky	50	PP	12-4	153-0015-00	X	Ref. Only	Sig, Snap-Off		OB	12-12
152-0767-00	A	HVG126E	V. Multr	3	CR	12-3	153-0016-00	X	Ref. Only	Zener		DL	12-10
152-0768-00	A	A115MX50 = MR826	Rect, Si	5	PP	12-2	153-0017-00	X	Ref. Only	Zener		NP	11-5
							153-0018-00	X	Ref. Only	Zener		NP	11-5
							153-0019-00	X	Ref. Only	Zener		NP	11-5
							153-0020-00	X	Ref. Only	Mat or Sel		OB	12-6
152-0769-00	A	KBPC804	Rect, Br	6	CR	12-1	153-0021-00	X	Ref. Only	Tunnel		DL	10-4
152-0770-00	A	QSC4-5806	Schottky	4	CR	12-4	153-0022-00	X	Ref. Only	Sig, Snap-Off		NP	12-12
152-0771-00		CMX537E	V. Multr		CR	12-3	153-0023-00	X	Ref. Only	Sig, Snap-Off		NP	12-12
		= SCMA10936					153-0024-00	X	Ref. Only	Mat or Sel		OT	12-6
152-0772-00	A	1N4734A TD334330	Zener	5.6	CR	11-1	153-0025-00	A	152-0153-00	Mat or Sel		CR	12-6
152-0777-00	A	SZG30343RL TD3811402	Zener	27	CR	11-2	153-0026-00	X	Ref. Only	Zener		NP	11-5
152-0778-00	A	SZG30337RL TD3811401	Zener	22	CR	11-2	153-0026-01	N	152-0100-00	Mat or Sel		CS	12-6
152-0779-00	A	RW02M	Rect, Br	.75	CR	12-1	153-0027-00	X	Ref. Only	Zener		NP	11-5
152-0782-00	A	GP20J-009 = GP20J = SRS260 = SZP40105	Rect, Si	2	CR	12-2	153-0028-00	X	Ref. Only	Mat or Sel		CS	12-6
		1N5355B					153-0029-00	N	152-0141-02	Mat or Sel		CR	12-6
152-0783-00	A	SZP40105 5GN118	Zener	18	OB	11-2	153-0030-00	N	SZG179	Mat or Sel		CR	12-6
							153-0031-00	N	152-0233-00	Mat or Sel		CS	12-6
152-0784-00	A	SRP600D-010 SR3688 = MR822	Rect, Si	5	CR	12-2	153-0032-00	A	152-0322-00	Mat or Sel		CS	12-6
152-0787-00	A	ESJA25-12 = QL12	Rect, Si	3	CR	12-2	153-0033-00	X	Ref. Only	Mat or Sel		CS	12-6
							153-0033-01	X	Ref. Only	Mat or Sel		OT	12-6
152-0788-00	A	5KP45	Trans. Suppressor	5	CR	10-3	153-0034-00	X	Ref. Only	Mat or Sel		CR	12-7
152-0789-00	A	SR3681K RGP30M-007 = MR918	Rect, Si	3	CR	12-2	153-0035-00	X	Ref. Only	Mat or Sel		CS	12-7
							153-0036-00	X	Ref. Only	Mat or Sel		CS	12-7
152-0791-00	A	CMX554D SCMA10921	V. Multr	2	CR	12-3	153-0037-00	A	QSC4-1599	Mat or Sel		CR	12-7
152-0793-00	A	ESAD83-004	Rect, Si	25	CR	12-2	153-0038-00	X	Ref. Only	Mat or Sel		CR	12-7
152-0794-00	A	95-4269 ESAC82-004	Rect, Si	10	PP	12-2	153-0039-00	A	152-0061-00	Mat or Sel		CR	12-7
							153-0039-01	X	Ref. Only	Sig, Si		CR	12-11
152-0797-00	A	CMX452	V. Multr	2.5	MP	12-3	153-0039-02	X	Ref. Only	Sig, Si		DL	12-11
152-0798-00	N	MA4E278	Sig, Sch		CR	12-4	153-0039-03	X	Ref. Only	Sig, Si		DL	12-11
152-0799-00	A	689-1P RKBCTP15-02 SA9255	Rect, Br	15	CR	12-1	153-0040-00	N	152-0383-01	Mat or Sel		CR	12-6
							153-0040-01	N	152-0383-02	Sig, Snap-Off		CR	12-7
152-0801-00	A	A4D4002 TH331	Rect, Si	1	PP	12-2	153-0041-00	N	152-0383-02	Mat or Sel		CR	12-7
152-0803-00	A	DSH4787-91 MA4E145	Sig, Schottky	7	CR	12-4	153-0042-00	X	Ref. Only	Tunnel		CR	10-4
152-0804-00	A	DMJ6777	Sig, Schottky	5	CR	12-4	153-0043-00	X	Ref. Only	Tunnel		NP	10-4
							153-0043-01	N	Ref. Only	Tunnel		CS	10-4
152-0805-00	A	HVG128G	V. Multr	3	PP	12-3	153-0044-00	A	152-0322-00	Mat or Sel		CR	10-7
152-0806-00	A	CMX647 MSL8513 VM189	V. Multr	3	PP	12-3	153-0044-01	A	152-0322-00	Mat or Sel		CR	12-7
		1N4371A					153-0045-00	A	152-0322-00	Mat or Sel		CS	12-7
152-0807-00	A		Zener	2.7	CR	11-1	153-0046-00	X	Ref. Only	Sig, Si		OB	12-11
							153-0047-00	X	Ref. Only	Mat or Sel		DL	
152-0808-00	A	UES1106 DSR3400X	Rect, Si	1	PP	12-2	153-0048-00	X	Ref. Only	Mat or Sel		OT	12-7
152-0809-00	A	1NS349B	Zener	12	PP	11-1	153-0049-00	A	SZG192	Mat or Sel	14.5	CR	12-7
152-0810-00	A	UES1403 VHE1403 BYW29/150	Rect, Si	7	PP	12-2	153-0050-00	A	SZG193	Zener		CR	11-2
							153-0051-00	N	152-0061-00	Mat or Sel		CR	12-7
152-0811-00	A	MA4E424	Sig, Schottky	6	MP	12-4	153-0052-00	N	152-0414-00	Mat or Sel		CS	12-7
152-0812-00	A	MA40487	Sig, Si	55	PP	12-4	153-0053-00	A	152-0322-00	Mat or Sel		CR	12-7
152-0814-00	A	BYV28	Rect, Si		PP	12-2	153-0054-00	N	153-0158-00	Mat or Sel		CR	12-7
							153-0055-00	A	152-0141-02	Mat or Sel		CR	12-7
153-0001-00	X	Ref. Only	Zener		DL	11-5	153-0056-00	N	152-0427-00	Mat or Sel		CR	12-7
153-0002-00	X	Ref. Only	Sig, Si		OB	12-11	153-0057-00	N	152-0246-00	Mat or Sel		CR	12-7
153-0004-00	U	152-0299-00	Mat or Sel		CS	12-6	153-0058-00	A	SZG231-1	Zener	6.2	CR	11-1
153-0005-00	X	Ref. Only	Zener		NP	11-5	153-0059-00	N	SZG137	Zener	4.75	CR	11-1
153-0006-00	U	152-0288-00	Mat or Sel		OB	12-6	153-0060-00	X	152-0317-00	Mat or Sel		OT	12-7
							153-0061-00	X	Ref. Only	Mat or Sel		CR	12-7
153-0007-00	X	Ref. Only	Mat or Sel		NP	12-6 & 9	153-0062-00	A	152-0175-00	Mat or Sel		CR	12-7
153-0008-00	X	Ref. Only	Mat or Sel		NP	12-6	153-0063-00	A	152-0127-00	Mat or Sel		CR	12-7
153-0009-00	U	152-0297-00	Mat or Sel		CS	12-6	153-0064-00	X	Ref. Only	Mat or Sel		CS	12-7
153-0010-00	U	152-0298-00 152-0297-00	Matched Set		CS	12-6	153-0065-00	A	153-0246-00	Mat or Sel		CR	12-8
							153-0066-00	A	152-0195-00	Mat or Sel		PP	12-8
							153-0067-00	A	152-0212-00	Mat or Sel		CR	12-8
							153-0068-00	A	152-0153-02	Mat or Sel		CR	12-8
							153-0069-00	A	152-0520-00	Mat or Sel		CR	12-8
							153-0070-00	N	155-0111-01 155-0112-01	Matched Pair		PP	
							153-0071-00	A				CR	
							153-0073-00	A	152-0153-02	Mat or Sel		CR	12-8
							156-0106-00	N	CA3039	Diode Array		CR	10-3
							156-0106-01	N	CA3039	Diode Array		CR	10-3
							156-1450-00	N	CA3141E	Diode Array		PP	10-3
							156-1540-00	A	FSA2619P	Diode Array		CM	10-3
							156-1545-00	A	FSA2720M	Diode Array		PP	10-3

NOTES

§§ STATUS CODES

CR	Current Production
*EN	Engineering
PP	Pre-Prod
*CS	Customer Service
*NP	Non-Prod
*CL	Cancelled
*DL	Deleted
*OB	Obsolete Instrument
CM	Custom Mod Instrument
*DS	Digital Systems
*OT	Obsolescent Instrument
MP	Modified Part
LR	Last Supply Current
LS	Last Supply Customer Service
VN	Vendor
TC	Telequipment Current Prod.
IN	International
SC	Sony/Tek Current Prod.

THE STATUS IN THIS CATALOG WAS CORRECT AT THE TIME IT WAS PUBLISHED, BUT IT IS SUBJECT TO CHANGE.

* TO USE A PART WITH THIS STATUS ON A NEW INSTRUMENT REQUIRES THAT A NEW PURCHASED PART INITIATION FORM (PPIF) BE INITIATED.

(A GLOSSARY OF TERMS FOR THESE STATUS CODES CAN BE FOUND ON PAGE 0-44.)

- NOT A CURRENT VENDOR.

** NEW DESIGN CODE FROM COMPONENT ENGINEERING:

A = Acceptable	N = Not Recommended
X = Do Not Use	U = Undefined

SEMICONDUCTOR DEVICE, DIODE

JEDEC TO TEK PART NUMBER

JEDEC NUMBER	TEKTRONIX PART NUMBER	CATALOG SECTION	INDEX CHARACTERISTIC VOLTS OR AMPS EXCEPT AS NOTED	JEDEC NUMBER	TEKTRONIX PART NUMBER	CATALOG SECTION	INDEX CHARACTERISTIC VOLTS OR AMPS EXCEPT AS NOTED
1N53B	152-0362-00	Sig, S1		1N982B	152-0286-00	Zener	75.
1N78BMR	152-0256-00	Sig		1N983B	152-0357-00	Zener	82.
1N82A	152-0202-00	Sig	5.	1N985B	152-0427-00	Zener	100.
1N87A	152-0129-00	Sig	23.	1N986B	152-0287-00	Zener	110.
1N198	152-0186-00	Sig	80.	1N987B	152-0428-00	Zener	120.
1N415D	152-0197-00	Sig		1N988 Fmly	152-0288-00	Zener	140.
1N486A Fmly	152-0242-00	Sig	225.	1N989B	152-0247-00	Zener	150.
1N625	152-0095-00	Sig	25.	1N991B	152-0289-00	Zener	180.
1N634	152-0025-00	Sig	125.	1N992B	152-0470-00	Zener	200.
1N647 Fmly	152-0107-00	Rect	.4	1N1200 Fmly	152-0274-00	Rect	12.
1N647 Fmly	152-0426-00	Rect	.4	1N203	152-0479-00	Rect	12.
1N695	152-0005-00	Sig	25.	1N1563A	152-0035-00	Rect	3.
1N746A	152-0690-00	Zener	3.3	1N2620	152-0105-00	Zener	9.3
1N747A	152-0744-00	Zener	3.6	1N2808A	152-0730-00	Zener	10.
1N748A	152-0689-00	Zener	3.9	1N2862 Fmly	152-0047-00	Rect	
1N749A	152-0395-00	Zener	4.3	1N2976 Fmly	152-0089-00	Zener	12.6
1N751A	152-0279-00	Zener	5.1	1N2989B	152-0480-00	Zener	30.
1N741A Fmly	152-0195-00	Zener	5.1	1N2997B	152-0096-00	Zener	51.
1N741A Fmly	152-0226-00	Zener	5.1	1N2999B	152-0311-00	Zener	56.
1N751A Fmly	152-0279-00	Zener	5.1	1N3002B	152-0312-00	Zener	75.
1N752A	152-0175-00	Zener	5.6	1N3016B	152-0290-00	Zener	6.8
1N752A	152-0175-01	Zener	5.6	1N3018B	152-0576-00	Zener	8.2
1N753A	152-0280-00	Zener	6.2	1N3020B	152-0120-00	Zener	10.
1N753A Fmly	152-0166-00	Zener	6.2	1N3022 Fmly	152-0059-00	Zener	12.6
1N753A Fmly	152-0227-00	Zener	6.2	1N3024B	152-0024-00	Zener	15.
1N753A Fmly	152-0337-00	Zener	6.3	1N3027B	152-0291-00	Zener	20.
1N755 Fmly	152-0326-00	Zener	7.5	1N3029 Fmly	152-0022-00	Zener	25.
1N755A	152-0127-00	Zener	7.5	1N3031B	152-0292-00	Zener	30.
1N755A Fmly	152-0326-00	Zener	7.5	1N3032	152-0213-00	Zener	33.
1N756A	152-0217-00	Zener	8.2	1N3032B	152-0293-00	Zener	33.
1N756A Fmly	152-0217-00	Zener	8.2	1N3033B	152-0294-00	Zener	36.
1N821	152-0461-00	Zener	6.2	1N3034B	152-0229-00	Zener	39.
1N827	152-0456-00	Zener	6.2	1N3036B	152-0394-00	Zener	47.
1N827	152-0727-00	Zener	6.3	1N3037B	152-0150-00	Zener	51.
1N829A Fmly	152-0526-00	Zener	6.35	1N3041B	152-0101-00	Zener	75.
1N935A	152-0123-00	Zener	9.	1N3042A	152-0044-00	Zener	
1N935AFmly	152-0124-00	Zener	9.	1N3042B	152-0295-00	Zener	82.
1N936 Fmly	152-0212-00	Zener	9.	1N3044B	152-0087-00	Zener	100.
1N937	152-0411-00	Zener	9.	1N3045B	152-0305-00	Zener	110.
1N938A Fmly	152-0174-00	Zener	9.	1N3046B	152-0100-00	Zener	120.
1N942	152-0589-00	Zener	11.7	1N3047B	152-0417-00	Zener	130.
1N944 Fmly	152-0171-00	Zener	11.7	1N3048B	152-0510-01	Zener	150.
1N957B	152-0647-00	Zener	6.8	1N3064	152-0528-00	Sig	
1N958B	152-0127-00	Zener	7.5	1N3085	152-0028-00	Rect	150.
1N959 Fmly	152-0437-00	Zener	8.2	1N3182 Fmly	152-0269-00	VVC	33.pF
1N959B Fmly	152-0217-00	Zener	8.2	1N3194	152-0066-00	Rect	1.
1N960 Fmly	152-0611-00	Zener	9.	1N3209	152-0088-01	Rect	15.
1N960B	152-0306-00	Zener	9.1	1N3497	152-0317-00	Zener	6.2
1N960B Fmly	152-0306-01	Zener	9.1	1N3497 Fmly	152-0486-00	Zener	6.2
1N961B	152-0149-00	Zener	10.	1N3583	152-0002-00	Rect	100.m
1N961B	152-0514-00	Zener	11.	1N3800B	152-0296-00	Zener	30.
1N962B	152-0055-00	Zener	11.	1N3804B	152-0056-00	Zener	43.
1N963B	152-0168-00	Zener	12.	1N3814B	152-0297-00	Zener	110.
1N963B Fmly	152-0236-00	Zener	12.5	1N3816B Fmly	152-0298-00	Zener	140.
1N965B	152-0243-00	Zener	15.	1N3817B	152-0440-00	Zener	150.
1N966B	152-0571-00	Zener	16.	1N3820B	152-0299-00	Zener	200.
1N967B	152-0590-00	Zener	18.	1N3826A	152-0481-00	Zener	5.1
1N968B	152-0304-00	Zener	20.	1N3828A	152-0309-00	Zener	5.6
1N968B Fmly	152-0583-00	Zener	20.	1N3831 Fmly	152-0136-00	Four Layer	18-22
1N969A	152-0119-00	Zener	22.	1N3890 Fmly	152-0397-00	Rect	12.
1N969B	152-0281-00	Zener	22.	1N3890R Fmly	152-0742-00	Rect	12.
1N970B	152-0265-00	Zener	24.	1N3997A	152-0519-00	Zener	5.6
1N971B	152-0147-00	Zener	27.	1N3997AR	152-0573-00	Zener	5.6
1N972B	152-0282-00	Zener	30.	1N3998A	152-0148-00	Zener	6.2
1N973B	152-0241-00	Zener	33.	1N4004G	152-0066-01	Rect	400.
1N976B	152-0283-00	Zener	43.	1N4004G	152-0066-03	Rect	400.
1N977B	152-0284-00	Zener	47.	1N4005	152-0040-00	Rect	600.
1N978B	152-0255-00	Zener	51.	1N4005G	152-0040-00	Rect	1.
1N979B	152-0268-00	Zener	56.	1N4006GP	152-0353-00	Rect	800.
1N980B	152-0285-00	Zener	62.	1N4007G	152-0704-00	Rect	1.
1N982 Fmly	152-0580-00	Zener	75.	1N4152	152-0141-02	Sig	30.

SEMICONDUCTOR DEVICE, DIODE

JEDEC TO TEK PART NUMBER

JEDEC NUMBER	TEKTRONIX PART NUMBER	CATALOG SECTION	INDEX CHARACTERISTIC VOLTS OR AMPS EXCEPT AS NOTED
1N4152 Fmly	152-0141-03	Sig	30.
1N4152	152-0141-05	Sig	30.
1N4152 Fmly	152-0141-06	Sig	30.
1N4152	152-0185-00	Sig	30.
1N4370A	152-0688-00	Zener	2.4
1N4371A	152-0807-00	Zener	2.7
1N4372A	152-0278-00	Zener	3.
1N4441 Fmly	152-0170-00	Rect	25.m
1N4561	152-0563-00	Zener	5.6
1N4570	152-0464-00	Zener	6.4
1N4610 Fmly	152-0333-00	Sig, Si	5.5
1N4721	152-0198-01	Rect	3.
1N4733	152-0691-00	Zener	5.1
1N4734A	152-0772-00	Zener	5.6
1N4735A	152-0757-00	Zener	6.2
1N4739A	152-0512-00	Zener	9.1
1N4742A	152-0520-00	Zener	12.
1N4744A	152-0405-00	Zener	15.
1N4756 Fmly	152-0503-00	Snap	500.pS
1N4756A	152-0756-00	Zener	47.
1N4763A	152-0513-00	Zener	91.
1N4806 Fmly	152-0612-00	VVC	17.5 pF
1N4935	152-0398-00	Rect	200.
1N4936	152-0400-00	Rect	1.
1N4944	152-0400-00	Rect	400.
1N4947	152-0674-00	Rect	800.
1N4998A	152-0035-00	Rect	3.
1N4999	152-0418-00	Rect	3.
1N5000	152-0423-00	Rect	3.
1N5060	152-0066-00	Rect	1.
1N5283 Fmly	152-0328-00	Cur. Ref.	50.μ
1N5285	152-0490-00	Cur. Ref.	270.μ
1N5297		See 1N5299	
1N5298		See 1N5299	
1N5299	152-0460-00	Cur. Ref.	1.2
1N5349B	152-0809-00	Zener	12.
1N5352B	152-0733-00	Zener	15.
1N5355B	152-0783-00	Zener	18.
1N5375B	152-0749-00	Zener	75.
1N5380B	152-0669-00	Zener	120.
1N5386B	152-0705-00	Zener	180.
1N5456	152-0719-00	VVC	100.pF
1N5624	152-0198-00	Rect	3.
1N5625	152-0676-00	Rect	3.
1N5817	152-0581-00	Rect	1.
1N5820	152-0582-00	Rect	3.
1N5821	152-0633-00	Rect	3.
1N5823	152-0502-00	Rect	5.
1N5824 Fmly	152-0636-00	Rect	5.
1N5829	152-0540-00	Rect	25.
1N5832	152-0560-00	Rect	40.
1N5913B	152-0732-00	Zener	3.3
1N6098	152-0714-00	Rect	50.
1N6303B	152-0599-00	Trans. V Supp.	1.5
3N255 Fmly	152-0488-00	Rect	200.
3N257 Fmly	152-0497-00	Rect	1.

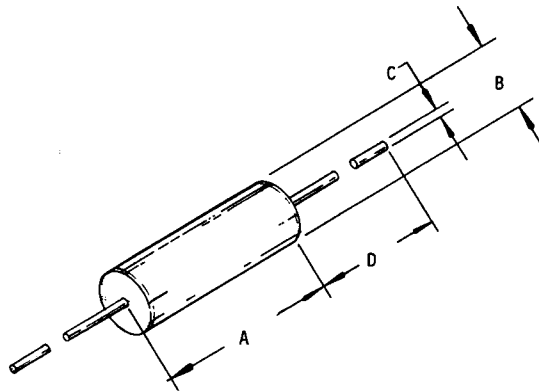
COST CODE

(CC COLUMN)

CODE	≈ VALUE with -	≈ VALUE no suffix	≈ VALUE with +
A	.2¢	.5¢	.75¢
B	1.25¢	1.5¢	2¢
C	2.5¢	3¢	3.75¢
D	4.25¢	5¢	6¢
E	7¢	8¢	10¢
F	13¢	15¢	18¢
G	22¢	25¢	35¢
H	40¢	50¢	60¢
I	65¢	75¢	\$1
J	\$1.25	\$1.50	\$2
K	\$2.50	\$3	\$3.75
L	\$4.25	\$5	\$6
M	\$7	\$8	\$10
N	\$13	\$15	\$18
O	\$22	\$25	\$35+

NOTE: Costs may vary from order to order
due to order quantities, vendor, etc.

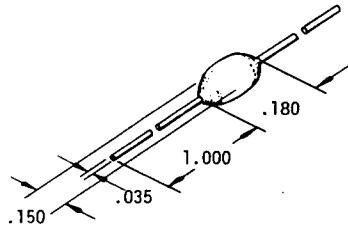
DIODE CASE DRAWINGS



CASE STYLE	A MAX	B MAX	C MAX	D MIN
A1	.300	.125	.022	1.000
A1ay	.205	.107	.034	1.100
A1ee	.350	.145	.043	1.000
A1ey	.375	.205	.048	1.000
A1gq	.520	.385	.053	.750
A1xb	.630	.260	.022	.510
A1xj	.405	.122	.021	1.100
A1zu	1.500	.270	.034	1.500

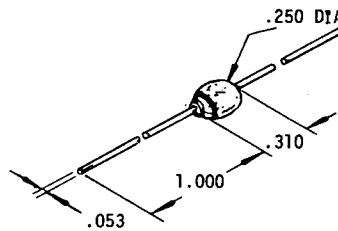
CASE STYLE	A MAX	B MAX	C MAX	D MIN
A1zv	.405	.160	.024	.700
A48BK	1.020	.500	.034	1.000
A59	.260	.120	.034	1.000
A83a	.500	.160	.022	.375
A282	.380	.210	.052	1.060
A298m	.405	.127	.033	.400
D0-7	.300	.107	.022	1.000
D0-35	.200	.090	.034	1.100
D0-41	.205	.107	.022	.375

A 94g

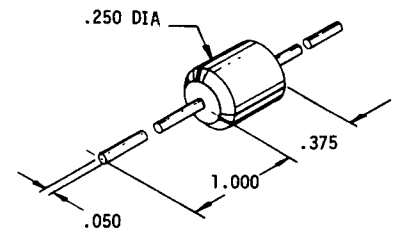


(Shown without D0-41 Shell)

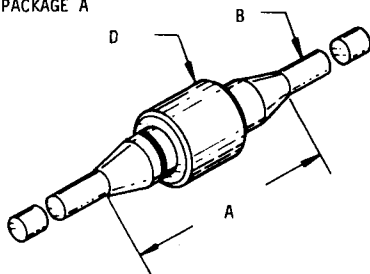
A 249



A 399a

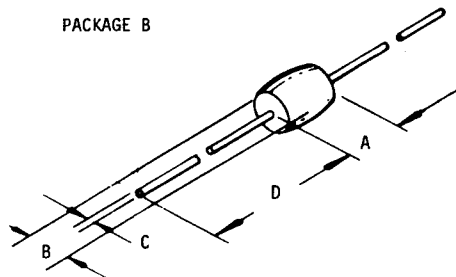


PACKAGE A



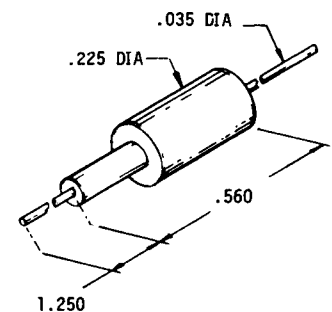
CASE STYLE	DIM A	DIM B	DIA
A60	.250	.029	.085
A146h	.250	.029	.085
A196p	.155	.021	.070

PACKAGE B



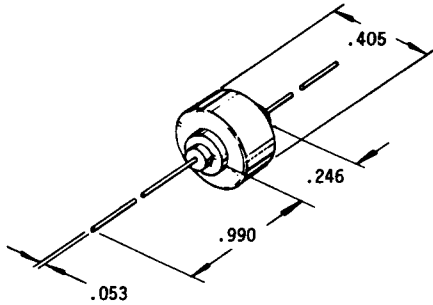
CASE STYLE	D I M E N S I O N S			
	A	B	C	D
A60	.165	.110	.042	.900
A146h	.165	.070	.031	1.000

A 31a

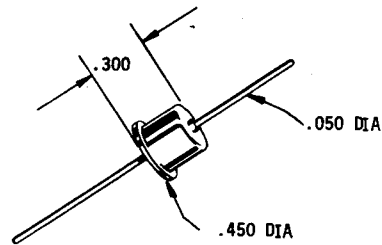


DIODE CASE DRAWINGS (CONT)

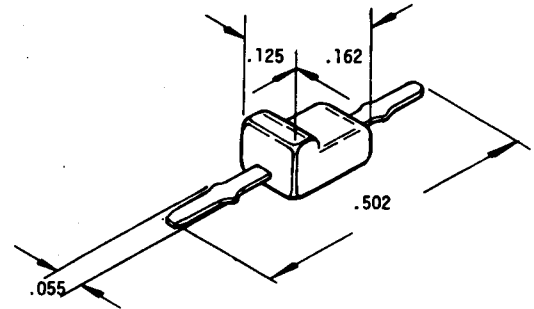
A 264



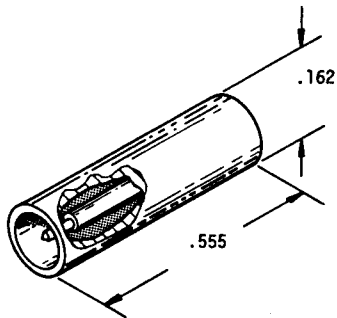
A 179c



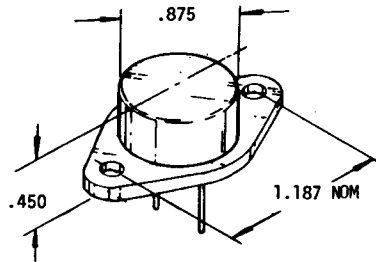
A 276



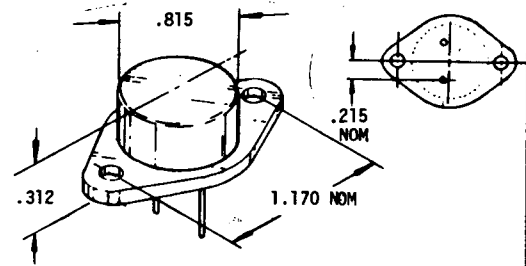
P1



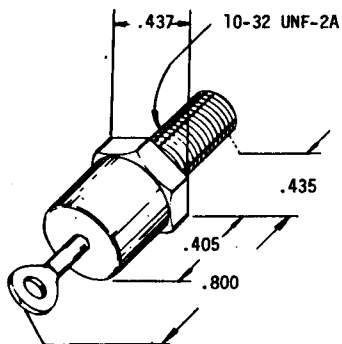
TO-3



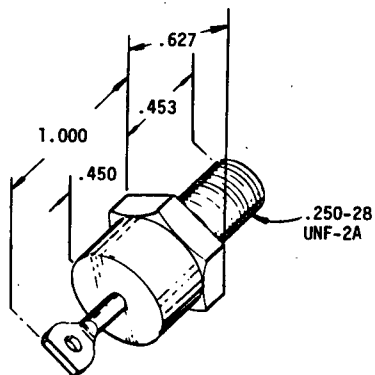
C5a



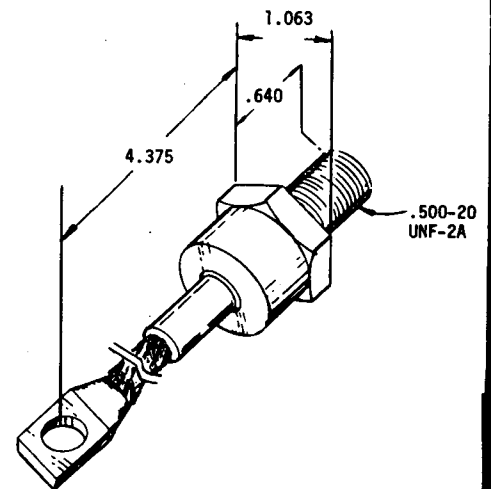
DO-4



DO-5



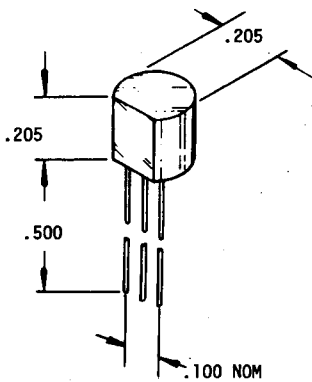
DO-30



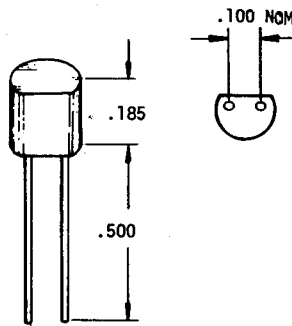
ALL DIMENSIONS MAXIMUM EXCEPT WHERE NOTED.

DIODE CASE DRAWINGS (CONT)

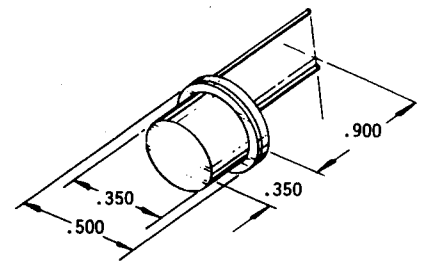
TO-92



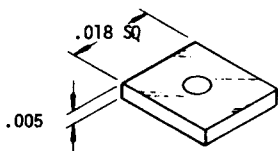
C 132



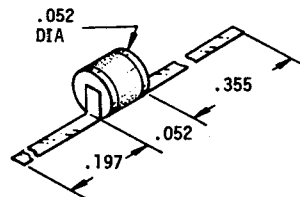
M 176



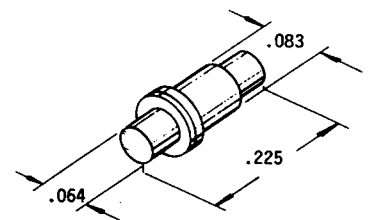
U 10



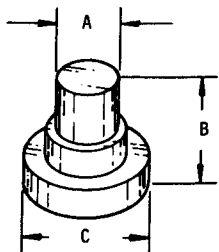
M 709



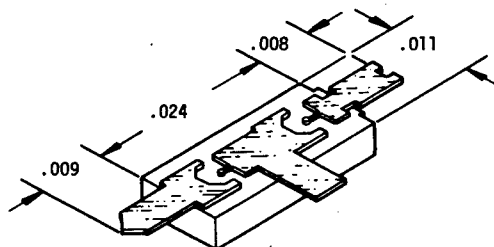
F 111



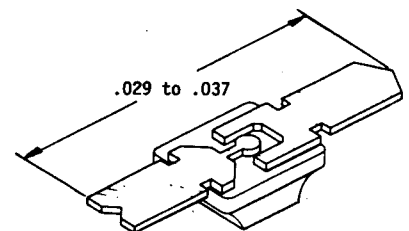
P11



A 330t (BEAM LEAD T)

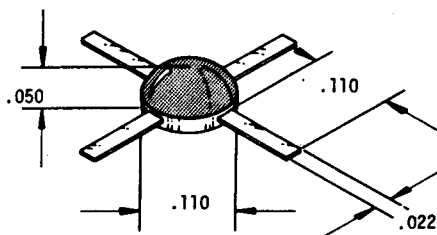


A 330

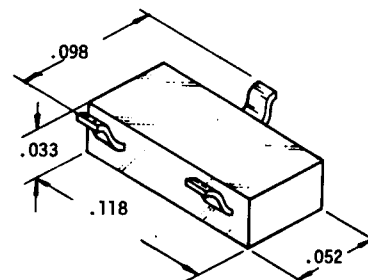


PART NUMBER	DIM A	DIM B	DIM C
152-0684-00	.064	.129	.123
152-0230-00	.066	.161	.130
152-0272-00	.066	.161	.130

M 491g



SOT-23



ALL DIMENSIONS MAXIMUM EXCEPT WHERE NOTED.

NOTES

COST CODE (CC COLUMN)

CODE	≈ VALUE with -	≈ VALUE no suffix	≈ VALUE with +
A	.2¢	.5¢	.75¢
B	1.25¢	1.5¢	2¢
C	2.5¢	3¢	3.75¢
D	4.25¢	5¢	6¢
E	7¢	8¢	10¢
F	13¢	15¢	18¢
G	22¢	25¢	35¢
H	40¢	50¢	60¢
I	65¢	75¢	\$1
J	\$1.25	\$1.50	\$2
K	\$2.50	\$3	\$3.75
L	\$4.25	\$5	\$6
M	\$7	\$8	\$10
N	\$13	\$15	\$18
O	\$22	\$25	\$35+

NOTE: Costs may vary from order to order
due to order quantities, vendor, etc.

RELIABILITY NOTES

COMPONENT RELIABILITY DATA: CAUTION!

The Component reliability data listed in this catalog are compiled from Tek field failure data. As such, they represent historical information based on many different instrument applications and environments. Using a part with a particular rate does not guarantee that the part will exhibit that rate in the circuit. This is due to the dependence of the failure rate on application stress (voltage, current, temperature, mechanical stresses) and other factors which may determine the part failure rate to an even greater extent than application stress. Some of these factors are:

1. Dependence on typical or unspecified parameters for proper circuit operation.
2. Circuit characterization which did not anticipate component parameter distribution or account for variations in performances at high or low temperatures.
3. Effects of thermomechanical cycling stress, such as in a sweep circuit.
4. Safe operating area-second breakdown phenomena.
5. Susceptibility to burn-out by transients.
6. User-induced failure.
7. Poor maintenance techniques.

One might ask: Of what value is this reliability data? It is a comparative indicator of Tek's experience with that component. Parts having experience failure rates greatly different from the generic rates should trigger some questions about their use in new applications. For example, is there evidence the part has been misapplied or occasionally suffered abuse? Have the suppliers had difficulty making the part? Does the new application stress the parts to the same degree as earlier applications? Component Engineering or Component Reliability Engineering can assist in answering such questions. The value of the data is as a flag indicating we have experienced some kind of reliability problem with that part in the past.

HOW FAILURE RATES DEPEND ON APPLIED STRESS

Semiconductors

Models have been developed to represent, in a heuristic manner, the dependence of semiconductor failure rates on voltage and temperature stress. These models are based on the Arrhenius equation which for a physical process, describes the process rate dependence on temperature:

$$R = R_0 \exp - \frac{E_A}{kT_K}$$

where R = reaction rate

R_0 = a constant

E_A = activation energy in eV

k = Boltzmann's constant (8.6×10^{-5} eV/K)

T_K = absolute temperature in Kelvin

Thus, the acceleration factor (AF) for the failure rate is:

$$AF = \exp \frac{E_A}{k} \left(\frac{1}{T_1} - \frac{1}{T_2} \right)$$

Where T_1 is the test temperature (or a reference temperature) and T_2 is the desired temperature in degrees Kelvin. Figure 1 shows this factor normalized to the failure rate at 60°C junction temperature. Also shown is the effect of voltage stress (MIL-HDBK-217B model for bipolar transistors only.) Voltage stress ratio is defined as the ratio of operating V_{CE} to rated V_{CE} .

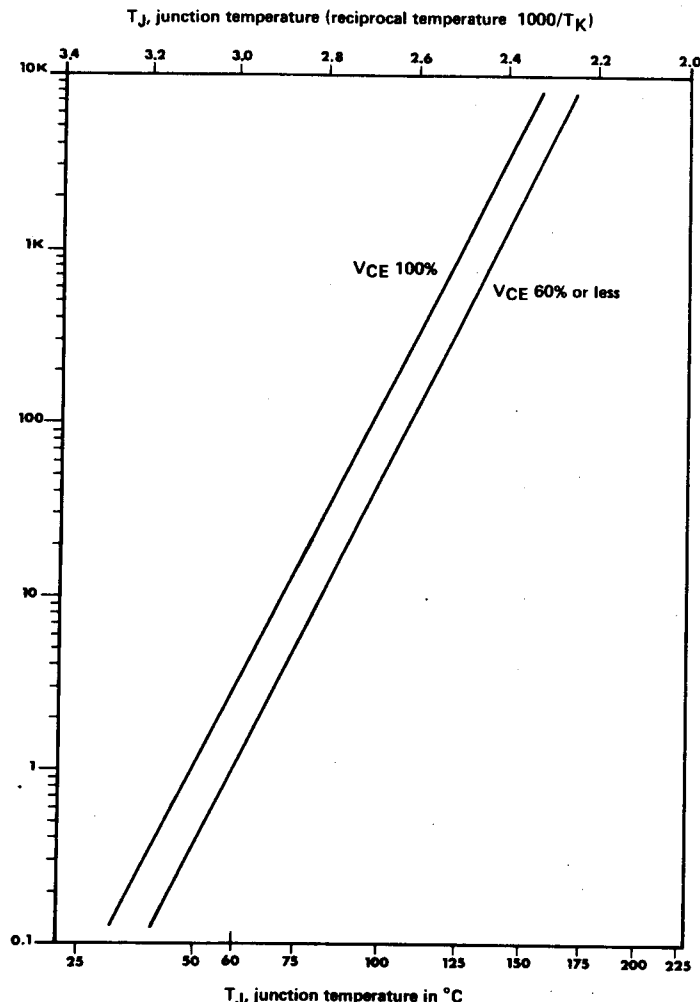


Figure 1 - Failure rate acceleration factors normalized to a failure rate of 1 at 60°C junction temperature. Effects of transistor voltage stress are indicated by the two lines for 100% and 60% voltage stress levels. For microcircuit acceleration factors, use the 60% line.

GENERIC FAILURE RATE DATA

	%/Warranty Year Tek Experience
Diodes	
Tunnel, Shockley, VVC, Snap	.05
Zener	.01
Power Rectifier	.02
Signal Switching	.002

IN ADDITION TO THE GENERIC FAILURE RATE DATA LISTED HERE, THIS SECTION LISTS THE EXPERIENCED FAILURE RATE DATA FOR MANY OF THE INDIVIDUAL PARTS.

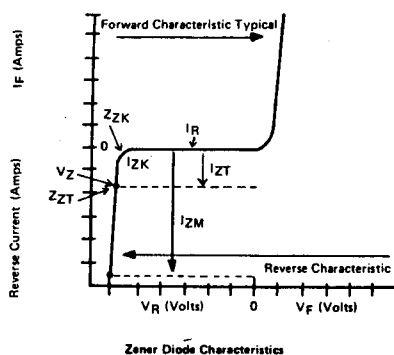
†† CATALOG RELIABILITY CODES

USAGE/YR	CODE	FAILURE FREQ	CODE	%/YR (median)
≥10	1	1/100 000	A	.001
≥100	2	1/50 000	B	.002
≥1 000	3	1/20 000	C	.005
≥10 000	4	1/10 000	D	.01
≥100 000	5	1/5 000	E	.02
≥1 000 000	6	1/2 000	F	.05
≥10 000 000	7	1/1 000	G	.1
		1/500	H	.2
		1/200	I	.5
		1/100	J	1.0+

APPLICATION NOTES

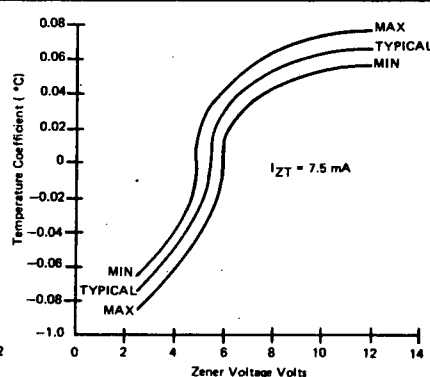
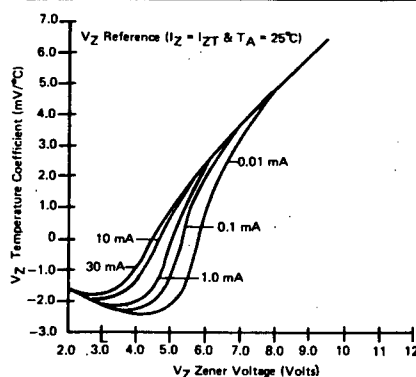
Zener diodes

Graphs are representative of average zener characteristics



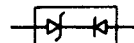
Forward current, I_F
 Reverse current, I_R
 Zener current, I_Z
 Zener current near breakdown knee, I_{ZK}
 Maximum DC zener current (power dissipation limited) I_{ZM}
 Zener test current, I_{ZT}
 Ambient temperature, T_A
 Junction temperature, T_J
 Forward voltage, V_F
 Reverse Test voltage, V_R
 Normal zener voltage, V_Z
 Zener impedance, Z_Z
 Zener impedance near breakdown knee (measured at I_{ZK}), Z_{ZK}
 Zener impedance at test current (I_{ZT}), Z_{ZT}

Forward characteristics of a non-temperature compensated zener diode are equivalent to those of a normal diode. V_F is often specified at some I_F .



Note that between 3 and 8 volts, current has an effect on TC aside from self-heating.

Temperature compensated diodes are made by selecting zener diodes and normal silicon diodes which have equal and opposite TC's. They are then encapsulated in one package. Example:



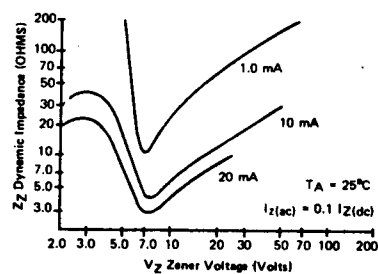
Note: A TC'd diode is temperature compensated only at the specified test current. Any other current will yield a higher temperature coefficient than specified.

The slope of the $V_Z - I_Z$ curve (in breakdown) is defined as zener impedance or resistance. The measurement is generally done with a 60 Hz current variation whose value is 10% in rms of the DC value of the current, i.e.,

$$\text{change in } I_Z \text{ peak to peak} = 0.282 I_Z$$

This is really not a small signal measurement but is convenient to use and gives repeatable results.

Capacitance in a zener diode decreases with increasing reverse bias voltage as in any p-n junction diode until the zener breakdown region is reached where C_Z becomes essentially constant.



For more information, contact Gary Sargeant, ext. 2540.

APPLICATION NOTES (CONT)

Hot carrier diodes

What are hot carrier diodes or Schottky barrier diodes? Compared to typical silicon diodes, the hot carriers have lower forward voltage drops and faster switching speeds. The lower forward voltage drops result in lower power losses, hence, improved efficiency.

Below is a graph comparing the forward voltage drops of hot carrier and typical silicon rectifiers. The ultra fast switching speeds are particularly important in high frequency power supplies to achieve high efficiency.

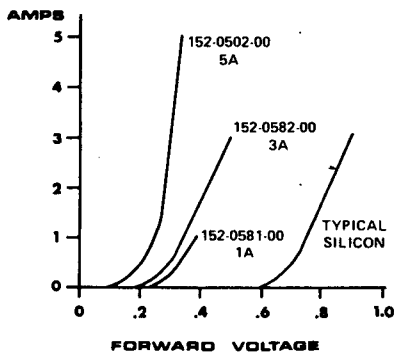


Figure 1 — Comparison of hot carrier diodes to a typical silicon diode.

The graph at right is a forward voltage comparison between a common small-signal silicon diode and a common small-signal hot carrier diode. The shaded area denotes the maximum and minimum forward voltage range.

The advantages gained in the forward direction with the hot carrier diodes are compromised in the reverse direction because of low breakdown voltage and relatively high leakage currents. At present, rectifiers with breakdown voltage up to 40 volts are available.

Reverse leakage currents are orders of magnitude greater than those of silicon diodes and increase

further at high junction temperatures. The maximum junction temperature is 125°C as compared to 175°C for silicon rectifiers.

At high junction temperatures the maximum reverse voltage must be derated from that specified at lower junction temperatures.

Hot carrier diodes contain a semiconductor metal rather than the usual n-type to p-type semiconductor junction. The contact area between the metal and semiconductor material is much larger in the hot carrier diode, compared to the similarly constructed microwave barrier diode, and results in greatly increased current capability.

The hot carrier diode can be made using a variety of metals with n- or p- type semiconductor material. N-type material is usually chosen for its higher electron mobility.

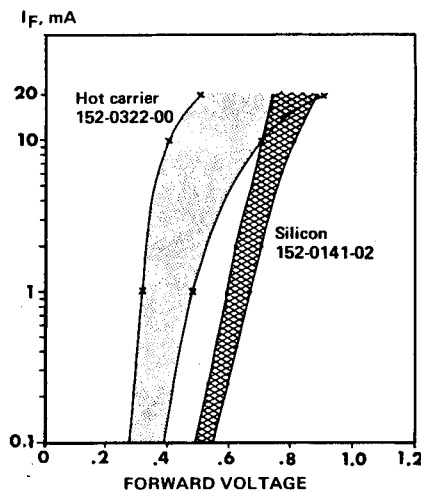


Figure 2 — Forward drop comparison

Contact Gary Sargeant, ext. 2540.



**STATIC
SENSITIVE**

HANDLING OF STATIC SENSITIVE COMPONENTS

MOST SEMICONDUCTOR PART TYPES, BOTH SEPARATELY AND IN ASSEMBLIES, HAVE BEEN FOUND TO BE SUSCEPTIBLE TO DAMAGE AT VOLTAGE LEVELS COMMONLY FOUND IN MANUFACTURING ENVIRONMENTS. THE SIMULATED STATIC DISCHARGE TESTS SHOWED THE FOLLOWING CATEGORIES TO BE ESPECIALLY SUSCEPTIBLE:

<u>CATEGORIES</u>	<u>RELATIVE DEGRADATION LEVEL¹</u>
MOS OR CMOS MICROCIRCUITS OR DISCRETES OR LINEAR MICROCIRCUITS WITH MOS INPUTS	100 - 500
ECL	200 - 500
SCHOTTKY SIGNAL DIODES	250
SCHOTTKY TTL	500
HIGH FREQUENCY BIPOLAR TRANSISTORS	400 - 600
JFETS	600 - 800
LINEAR MICROCIRCUITS	400 - 1000 (est.)
LOW POWER SCHOTTKY TTL	900
TTL	1200

¹VOLTS ON 100 pF CAPACITOR DISCHARGED THROUGH SERIES RESISTANCE OF 100 OHMS.

RECOMMENDATION:

SINCE ALMOST EVERY ASSEMBLY INCLUDES SOME OF THESE PARTS, WE RECOMMEND STATIC SENSITIVE PROCEDURES BE IMPLEMENTED FOR ALL OPERATIONS INVOLVING SEMICONDUCTOR PART HANDLING.

DIRECT ANY QUESTIONS TO:

RON SCHWARTZ, COMP. REL. ENG. EXT. 1605.

OPTOELECTRONIC DEVICES

SECTION 14

TABLE OF CONTENTS

	PAGE(S)
LISTINGS	
LED DISPLAY	14-9
DIGITAL DISPLAY, NEON	14-10
DIGITAL DISPLAY, FLUORESCENT	14-10
INFRARED EMITTERS	14-3
LAMP, LED	14-6
CASE DRAWINGS	14-7
HOLDER, LAMP, LED	14-8
OPTOISOLATORS	14-2
PHOTODETECTORS	14-2
CASE DRAWINGS	14-4 & 14-5
NOTES	14-13
CROSS REFERENCE INDEX	14-11 & 14-12
APPLICATION NOTES	14-14 & 14-15
LED SPECTRUMS	14-14
LED'S & PHOTOMETRY	14-14 & 14-15

COST CODE

(CC COLUMN)

CODE	A	B	C	D	E	F	G	H	I	J	K	L	M	N	O
% VALUE with +	.75¢	2¢	3.75¢	6¢	10¢	18¢	35¢	60¢	\$1	\$2	\$3.75	\$6	\$10	\$18	\$35+
% VALUE no suffix	.5¢	1.5¢	3¢	5¢	8¢	15¢	25¢	50¢	75¢	\$1.50	\$3	\$5	\$8	\$15	\$25
% VALUE with -	.2¢	1.25¢	2.5¢	4.25¢	7¢	13¢	22¢	40¢	65¢	\$1.25	\$2.50	\$4.25	\$7	\$13	\$22

NOTE: Costs may vary from order to order due to order quantities, vendor, etc.

CATALOG WRITER: NORMA PETERSON, EXT. 2577.

OPTOELECTRONIC DEVICES

OPTOISOLATORS

RESISTANCE		SOURCE	DETECTOR	t_f ms	VOLTAGE (MAX)	POWER mW	ISOLATION STEADY STATE V_{RMS}	MANUFACTURER PART NUMBER	PART NUMBER	FIG. (P. 14-4 & 14-5)	CC	++ RC
(ON)	(OFF)											
30 Ω	1M	Tung.	Photocell	180	100	65	900	CLM 4012A	307-0338-00	1	K-	
100 Ω	400k	LED	Photocell	1,500	70	100	500	VTL2C4	307-0476-00	5	L-	
500 Ω	100M	LED	Photocell	500	100	100	500	VTL2C2	307-1025-00	5	K+	
140 Ω	400k	LED	Photocell	1,500	50	175	900	21L478	307-0700-00	12	K	4H
Reflective Sensor		LED	Transistor	.010 (Typ)	30	75		OPB706A	156-1217-00	9	K	
		LED	Transistor	.002 (Typ)	30	150	1,500	H11AX881	156-0109-00	2A	H+	3G
		LED	Transistor	.003 (Typ)	30	250	1,500	4N27	156-0399-00	2A	H-	
		LED	Selected	.002 (Typ)	30	150	1,500	SPX 7226	156-0109-01	2A	I	3G
		LED	Transistor	.025 (Typ)	30	150	1,500	4N26	156-0907-00	2A	G+	4H
		LED	Transistor	.007 (Typ)	30	150	3,000	MOC1005	156-0885-00*	2A	H	5F
		LED	Selected	.007 (Typ)	30	300	3,000	MOC1005	156-0885-01*	2A	H+	
		LED	Transistor	.007 (Typ)	30	300	3,000	H11AX940	156-0885-02	2A	I-	
		LED	Transistor	.010	30	150		OPB814	156-1237-00	4	J	4G
		LED	Transistor	.010	30	150		OPB814	156-1237-01	4	J-	
Switch		LED	Darlington	.150 (Typ)	30	150		H21B1	156-0417-00	4	K	3J
Switch		LED	Darlington	.150 (Typ)	25	50		K2136	156-0417-01	4	K	
Reflective Sensor		LED	Diode	.0008	15	100	1,000	6N136	156-1162-00	3B	J+	4F
		LED	Darlington	.600 (Typ)	304	250		MCA7	156-1148-00	8	K-	3F
		LED	SCR		400	400	1,500	H11CX604 MCS2400	156-1238-00*	2C	I+	
		LED						4N22	156-0283-00	15	K	
		LED	Triac Driver		115AC	300	4,500	MOC3010	156-1317-00*	2D	I-	3G
		LED	Triac Driver		115AC	300	4,500	MOC3020	156-1317-01	2D	J-	
		LED	Transistor				3,750	H11AV2	156-1689-00	2A	J	
		LED	Transistor	25ns	5	85	3,000	6N137	156-1384-01	2E	L	
		LED	Transistor	25ns	5	85	3,000	H11L2	156-1384-02	2E	J+	
		LED	Transistor	.050 (Typ)	55	150		H22A5	156-1440-00	10	J-	
		LED	Schmitt	15ns	7	40	1,000	HCPL2601	156-1522-00	3A	L-	
		LED	Darlington		30	250	3,750	4N29A	156-1562-00*	2F	H-	

PHOTODETECTORS

TYPE	DESCRIPTION			RISE TIME (TYP)	VOLTAGE (MAX)	POWER mW	CASE (SIMILAR)	MANUFACTURER PART NUMBER	PART NUMBER	(P. 11-4 & 11-5)	CC	++ RC	OTHER
PHOTORESISTOR	RESISTANCE		PEAK SENS. mV										
	(ON)	(OFF)											
	2k	1.3M											
	6k	40. M	735	430 mS	100	50	T0-18	CL904L	307-0230-00	6	J		
				50 mS	100	50	T0-18	CL903L	307-0268-00	6	J		
PHOTODIODE	AVALANCHE			.5nS	225	100	T0-18	C30921E	152-0792-00	11	O+		
PHOTOTRANSISTOR	PHOTOCURRENT												
	.6 mA min GaAs Source			3 μ S	30		T0-18	FPT 100A	151-0252-00	7	H+		
	.7 mA min GaAs Source*			18 μ S	20		T0-18	FPT 5122	151-0313-00	7	I	3G	
	.7 mA min GaAs Source*			18 μ S	20		T0-18	FPT 5122	151-0313-01	7	K	3H	w/holder, wire & connector
	.7 mA min GaAs Source*			18 μ S	20		T0-18	FPT 220	151-0628-00	7	I+		
	Selected pair							151-0252-00	153-0569-00	7	K-		
	1.1 mA min GaAs Source			18 μ S	15		T0-18	FPT 120A	151-0648-00	7	I+	3F	
	.6 mA min GaAs Source			2.8 μ S	30		T0-18	FPT 110	151-0629-00	7	H	4F	

OPTOELECTRONIC DEVICES (CONT)

INFRARED EMITTERS

VENDOR NUMBER	MAIN SPECTRUM LINE nm	I MAX mA	POWER OUT @ I		FIG	CASE (SEE PAGE 14-4 & 14-5)								PART NUMBER	CC	†† RC	OTHER
						A	B	LEADS		C	D	E	F				
			mW	mA		MAX	LENGTH MIN	WIDTH	THK	MAX	NOM	NOM	MAX				
LED-56	940	100	1.5 min	100	6	.255	.500	.017		.185	.040	.100	.219	152-0621-00	I+		
TIL38	940	150	12	100	14	.300	.750	.020	.020	.195	.045	.100	.230	150-1092-00	G-		
SPX3188-004	820	150	1.5	100	13	.765	.500			.689			.437	150-1104-00	O+		

†† CATALOG RELIABILITY CODES

USAGE/YR	CODE	FAILURE FREQ	CODE	%/YR (median)
≥10	1	1/100 000	A	-.001
≥100	2	1/50 000	B	-.002
≥1 000	3	1/20 000	C	-.005
≥10 000	4	1/10 000	D	-.01
≥100 000	5	1/5 000	E	-.02
≥1 000 000	6	1/2 000	F	-.05
≥10 000 000	7	1/1 000	G	-.1
		1/500	H	-.2
		1/200	I	-.5
		1/100	J	-1.0+

For further explanation of this code,
see page 0-25.

COST CODE

(CC COLUMN)

CODE	A	B	C	D	E	F	G	H	I	J	K	L	M	N	O
% VALUE with +	.75¢	2¢	3.75¢	6¢	10¢	18¢	35¢	60¢	\$1	\$2	\$3.75	\$6	\$10	\$18	\$35+
% VALUE no suffix	.5¢	1.5¢	3¢	5¢	8¢	15¢	25¢	50¢	75¢	\$1.50	\$3	\$5	\$8	\$15	\$25
% VALUE with -	.2¢	1.25¢	2.5¢	4.25¢	7¢	13¢	22¢	40¢	65¢	\$1.25	\$2.50	\$4.25	\$7	\$13	\$22

NOTE: Costs may vary from order to order due to order quantities, vendor, etc.

OPTOELECTRONIC DEVICES CASE DRAWINGS

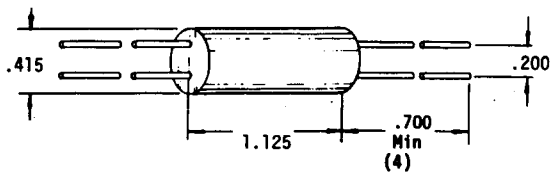


FIGURE 1

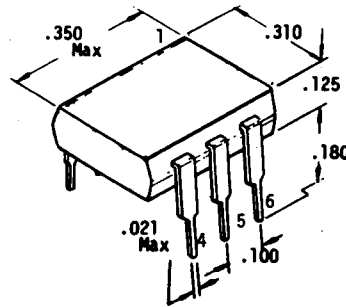
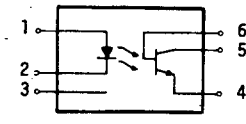
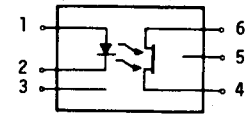


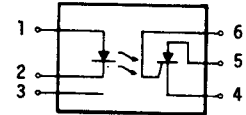
FIGURE 2



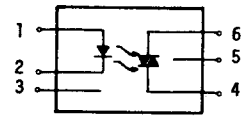
2A
156-0885-00
156-0907-00
156-0109-00
156-1689-00
156-0399-00



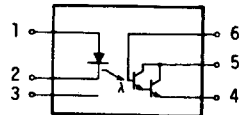
2B
156-1491-00



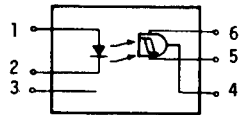
2C
156-1238-00



2D
156-1317-00



2E
156-1384-00



2F
156-1562-00

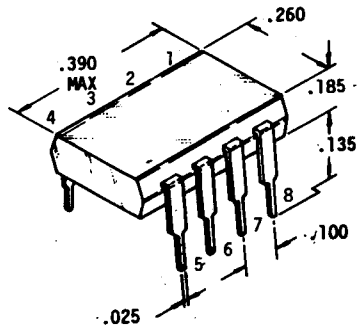


FIGURE 3A

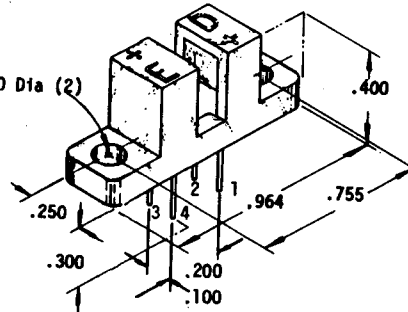


FIGURE 3B

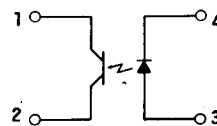
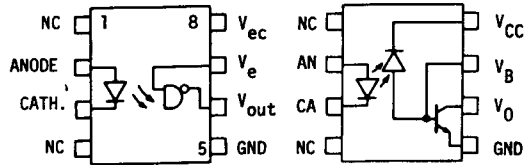


FIGURE 4

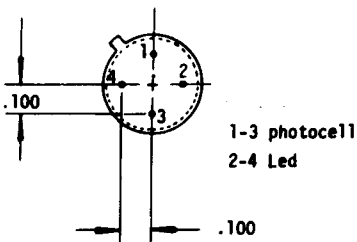
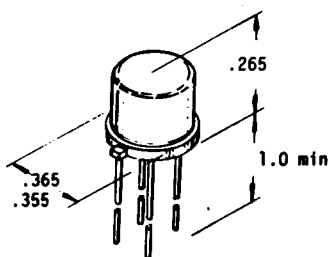


FIGURE 5

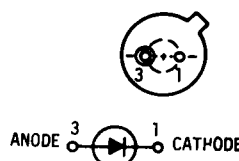
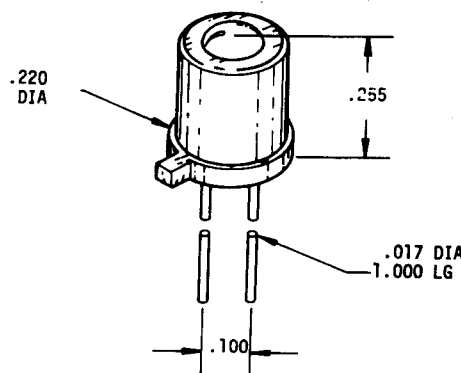


FIGURE 6

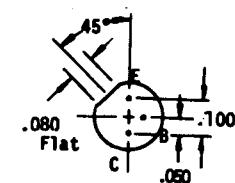
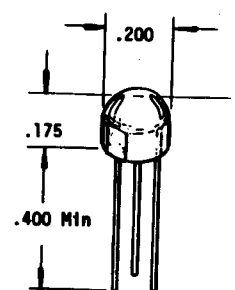
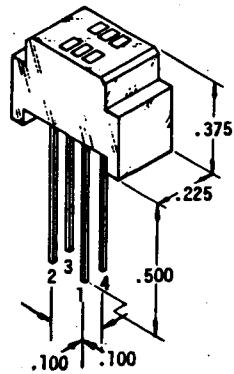


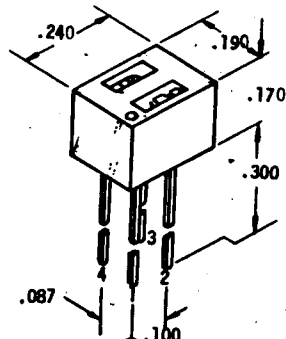
FIGURE 7

OPTOELECTRONIC DEVICES CASE DRAWINGS



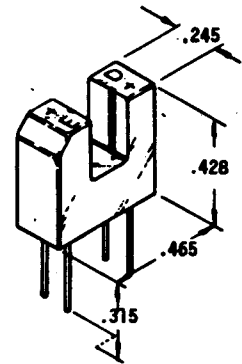
- | | |
|--------------|----------|
| 1. Anode | LED |
| 2. Cathode | |
| 3. Collector | Detector |
| 4. Emitter | |

FIGURE 8



- | | |
|--------------|----------|
| 1. Collector | Detector |
| 2. Emitter | |
| 3. Anode | LED |
| 4. Cathode | |

FIGURE 9



LEAD SPACING .284 x .100

FIGURE 10

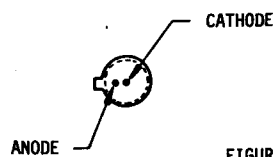
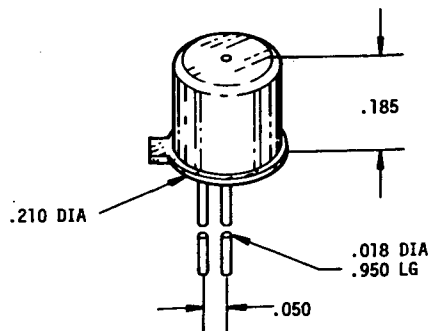


FIGURE 11

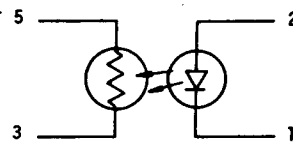
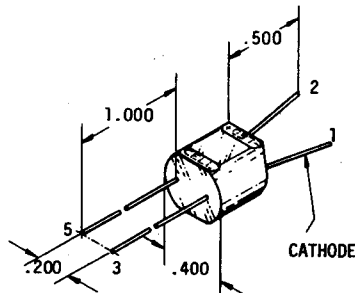


FIGURE 12

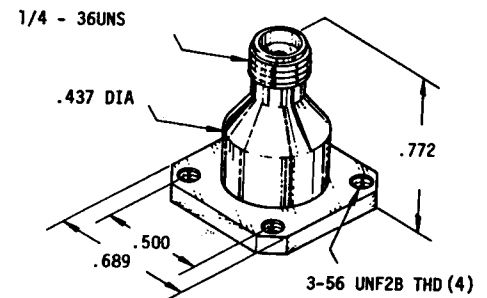


FIGURE 13

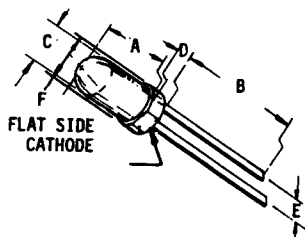
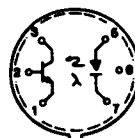
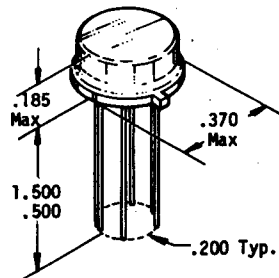


FIGURE 14



BOTTOM VIEW

FIGURE 15

LAMP, LED

* R = Red D = Diffused
Y = Yellow C = Clear
G = Green F = Fresnel
W = White U = Untinted

W = White U = Untinted																			
COLOR	VENDOR NUMBER	MAIN SPECTRUM LINE nm	I MAX mA	TYPICAL INTENSITY @ I		FIG	CASE (SEE PAGE 14-5)								* LENS (See above)	PART NUMBER	CC	++ RC	OTHER
				mcd	mA		A MAX	LEADS			C MAX	D NOM	E NOM	F MAX					
								LENGTH MIN	WIDTH	THK									
Red	LLL-7A	690.	40.	1.	5.	2	.275	.450	.019	.013	.090	.030	.050	.125	R, D	150-1040-00	F+	4F	Notch cathode W/wires, connectors, holder & housing Flat or notch cathode W/Berg connectors
Red	LLL-7A	690	40.	1.	5.	2	.275				.090	.030	.050	.125	R, D	150-1040-01	J+	3I	
Red	FLV160	665.	50.	2.	20.	2A	.298	.620	.028	.027	.200	.062	.100	.240	R, D	150-1001-02	F-	5D	Short lead cathode
Red	558-0101-803	655.	50.	.8	20.	4	.468	6.000			.150	.188	.100	.190	R, D	150-1093-02	J+		
Red	HLMP-1301	635.	20.	2.	10.	2	.200	.560	.020	.020	.125	.040	.100	.135	R, D	150-1061-00	F	5E	W/connectors, blk lead cathode W/2 Berg connectors
Red	SBR3431	655.	50.	.8	20.	4	.468	6.000			.150	.188	.100	.190	R, D	150-1093-00	H+	4D	
Red	558-0101-003	655.	50.	.8	20.	4	.468	6.000			.150	.188	.100	.190	R, D	150-1093-01	J	4D	Flat or short LD cathode
Red	558-0101-804	655.	50.	.8	20.	4	.468	8.000			.150	.188	.100	.190	R, D	150-1093-01	J		
Red	5082-4655	635/660.	60.	7.	10.	2	.338	.630	.015	.015	.200	.035	.100	.240	R	150-1095-00			Flat or notch cathode
Red	ESBR5531																		
Red	MV5024	660.	100.	3.	20.	2	.300	.580	.025	.025	.185	.040	.100	.230	R, D	150-1001-00	F-	4E	Flat side cathode
Red	MV5054-1	660.	100.	2.	10.	2	.300	.750	.020	.020	.200	.040	.100	.230	R, D	150-1014-00	E+	4F	
Red	559-0101-824	655.	50.	1.5	20.	4	.625	.250	.025	.025	.250	.210	.125	.281	R, D	150-1052-00	G+	4C	4 element light bar Cross bar cathode
Red	HLMP-2620	635.	60.	10.	20.	13	.800	.160			.400	.245	.300	.100		150-1112-00			
Red	RL-50	650.	40.	1.4	20.	1	.110	.860	.025	.010				.110	U, C	150-1000-00	F		Flat side cathode
Red	MV-50																		
Red	TIL209A	650.	40.	.5	20.	2	.170	.500	.024	.024	.130	.040	.050	.160	R, D	150-1031-00	E	4E	Short lead cathode In-line package
Red	57642	635.	20.	2.5	20.	2	.135	.100	.018	.018	.125	.040	.100	.135	R, D	150-1115-00	R, D		
Red	LD468	650.	35.	.5	20.	10	.820	.075	.023	.007	.087	.087			R, D	150-1106-00	J+		Flat or notch cathode
Red	RL4480-1	650.	40.	1.5	20.	2	.170	1.000	.020	.020	.125	.030	.100	.155	R, D	150-1077-00	E+	4F	
Red	LL201R																		Flat side cathode
Red	MV-5074C	660.	40.	2.5	20.	2	.190	.600	.014	.014	.125	.020	.050	.160	R, D	150-1036-00	F+	5E	
Red	XC2090																		W/holder (right angle) Mtg. hdwr. is not supplied
Red	5321F-1	650.	40.	1.5	20.	11										150-1107-00	G+		
Red	HLMP-3200	655.	50.	1.2	20.	2	.240	1.000	.018	.015	.250	.060	.100	.250	R, D	150-1001-01	F	4D	Short lead cathode Rectangular
Red	RL-T1	650.	40.	.8	20.	2	.200	1.000	.020	.020	.125	.075	.125		R, D	150-1050-00	F+		
Red	MV57124	635.	35.	4.	20.	8	.275	.800			.250	.150	.100		R, D	150-1070-00	G	4G	Short lead cathode Rectangular
Red	HLMP6320	635.	10.	3.	10.	7	.115	.300	.022	.008	.075	.085			R, D	150-1068-00	G-		
Red	HDSP-4820	655.	25.	.88	20.											150-1083-00	J+		Short lead cathode, Right angle PCB mount
Red	249-7868-3731-504	655.	35.	.8	20.	12	.875	.187			.312	.281				150-1108-00	K		
Red	550-2406-100	635.	30.	4.	10.	9	.245	.340	.020	.020	.185	.365	.100	.187	R, D	150-1090-00	H		+ sign anode Flat side cathode Tri-State Tri-State
Red	5082-4658	635.	20.	24.	10.	2	.338	1.000	.025	.016	.200	.035	.100	.240	R, C	150-1059-00	H+	2H	
Red	555-2007	650.	6 V	.6	5 V	3	.250	.135	.027	.017	.200	.096	.100		R, D	150-1020-00	H+		Flat side cathode
Red	MV5774C	635.	35.	5.	20.	2	.210	.600	.014	.014	.130	.020	.055	.160	R, D	150-1043-00	F	5B	
Red/Grn	521-9178	695/555.	15/30.	1.5	10/20	5	.298	.807	.020	.020	.187	.047	.100	.230	C, D	150-1049-00	I-	4C	Tri-State
Red/Grn	XC5491	690/565.	25.	1.8	10.	2	.310	.900	.025	.025	.200	.200	.100	.230	C, D	150-1091-00			
Org/Grn	CQX95	630/560.	30.	6.	20.	5	.295	.960	.019	.019	.197	.078		.230	W	150-0755-00	J-		Tri-State
Yellow	QLMP-0449	583.	30.	1.8	15.	14	.315	.940	.025	.017	.295	.100	.100			150-1105-00	G+		
Yellow	HLMP1401	585.	20.	4.	10.	2	.190	.600	.025	.014	.130	.020	.060	.160	Y, D	150-1033-00	F	4C	Short lead cathode Flat side cathode
Yellow	MV5374C	585.	35.	4.	20.	2	.190	1.000	.025	.014	.130	.020	.060	.160	Y, D	150-1064-00	F-	4C	
Yellow	MV5352	585.	20.	45.	20.	2	.300	.775	.020	.020	.200	.040	.100	.230	Y, C	150-1065-00	H-		Flat side cathode
Yellow	5082-4558	583.	20.	2.	10.	7	.115	.450	.020	.008	.075	.080			Y, D	150-1096-00			
Yellow	5082-4150	585.	35.	4.	20.	8	.265	.800	.020	.020	.250	.150	.100		Y, D	150-1073-00	G		Rectangular
Yellow	MV53124																		
Yellow	LLM3124Y																		6" leads, red & black (cathode) Flat side cathode
Yellow	558-0301-003	580.	20.	1.5	10.	4	.468	6.000			.150	.188		.190	Y, D	150-1101-00	I+		
Yellow	XC-5569-Y	585.	30.	5.	20.	2	.300	.800	.025	.025	.200	.040	.100	.230	Y, D	150-1032-00	F	4D	Short lead cathode
Yellow	MV5353	580.	50.	5.	20.	6	.380	.340	.020	.020	.185	.245	.100		Y, D	150-1063-00	H-	5E	
Yellow	550-0305-804	580.	50.	5.	20.	6	.380	.340	.020	.020	.185	.245	.100		Y, D	150-1063-00	H-	5E	Flat side cathode
Green	XC556-62	565.	20.	3.	20.	2	.338	.572	.025	.016	.200	.035	.100	.240	G, D	150-1071-00	F+		
Green	MV64530																		Short lead cathode
Green	QLMP-0549	572.	30.	1.6	15.	15	.315	.940	.025	.017	.295	.100	.100			150-1109-00	G+		
Green	HLMP1502	565.	30.	3.	20.	2	.176	.748	.025	.020	.125	.040	.100	.135	G, D	150-1078-00	H-		Short lead cathode 6" leads, red & black (cathode)
Green	SPG3931																		
Green	54643	562.	20.	2.	20.	2	.133	.100	.018	.018	.125	.040	.100	.135	G, D	150-1116-00			6" leads, red & black (cathode) W/wires, conn & housing
Green	559-0201-003	560.	35.	5.	20.	4	.625	6.000	.025	.025	.250	.210	.125	.281		150-1089-00			
Green	558-0201-804	560.	30.	1.5	10.	4	.468	6.000			.150	.188		.190	G, D	150-1054-00	I	4D	Short lead cathode
Green	558-0201-802X	560.	30.	1.5	10.	4	.468	6.000			.150	.188		.190	G, D	150-1054-01	J+		
Green	559-0201-001	560.	35.	.8	20.	4	.625	.250	.025	.025	.250	.210	.125	.281	G, D	150-1055-00	I-		Flat side cathode Flat side cathode W/wires, conn & housing
Green	LSM-16L-100	555.	55.	4.5	40.	2	.310	.750	.0195	.0195	.205	.063	.100	.235	G, D	150-1017-00	H+	4F	
Green	MV5274C	565.	35.	1.	20.	2	.190	1.000	.014	.014	.130	.020	.055	.160	G, D	150-1029-00	F-	4C	R. angle, PCB mount Die Chip
Green	MV5274C	565.	35.	1.	20.	2	.190	1.000	.014	.014	.130	.020	.055	.160	G, D	150-1029-01	K		
Green	5082-4190	565.	30.	1.5	20.	7	.115	.450	.020	.008	.075	.080			G, D	150-1097-00	G		R. angle, PCB mount Die Chip
Green	550-2206	565.	35.	3.	20.	9	.245	.135			.185	.355	.100	.187		150-1111-00	I-		
Green	MMH321V	660.	70.		20.											150-1026-00	E+		R. angle, PCB mount Die Chip
Green	NSC5020																		

LAMP, LED, CASE DRAWINGS

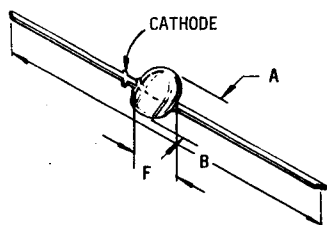


FIGURE 1

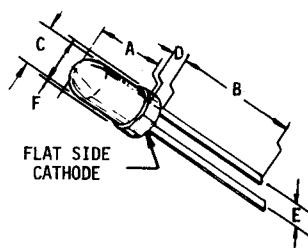


FIGURE 2
(MOUNTING HARDWARE WITH FIGURE 2A)

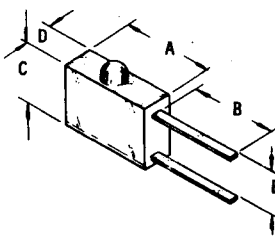


FIGURE 3

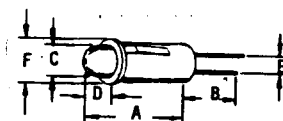


FIGURE 4

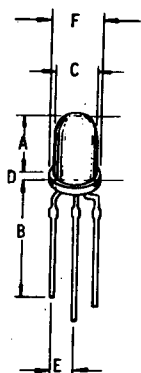


FIGURE 5

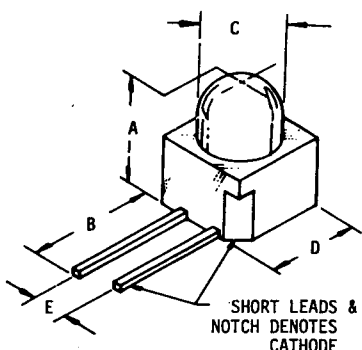


FIGURE 6

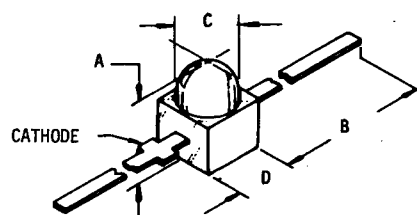


FIGURE 7

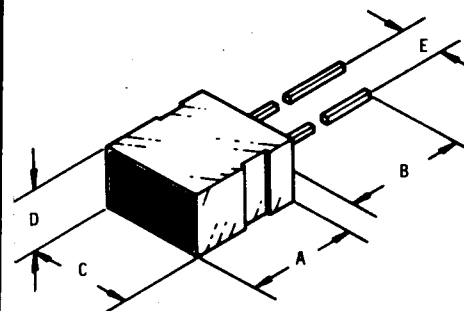


FIGURE 8

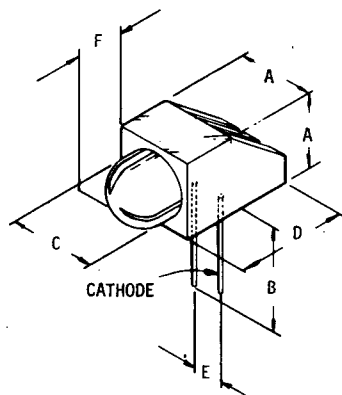


FIGURE 9

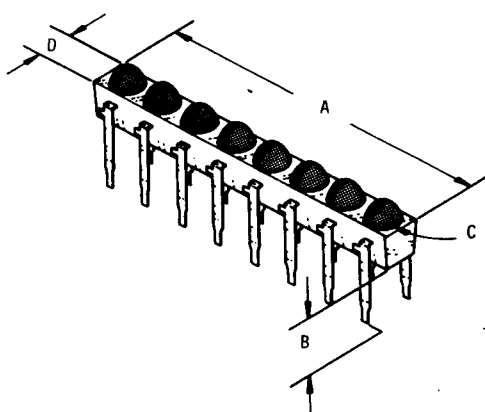


FIGURE 10

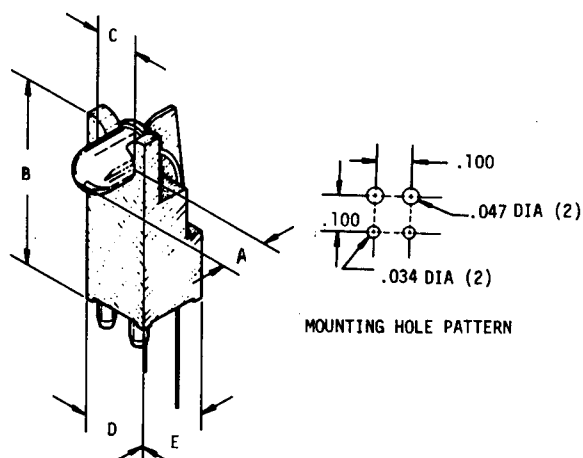


FIGURE 11

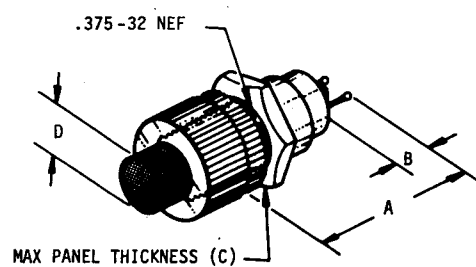


FIGURE 12

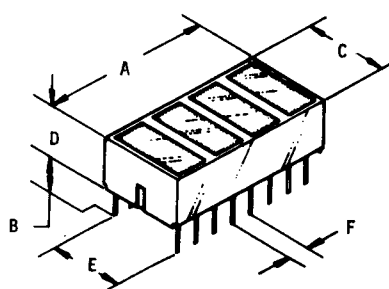


FIGURE 13

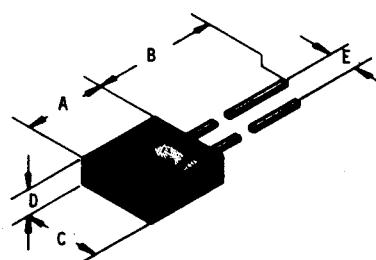
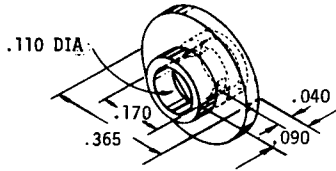


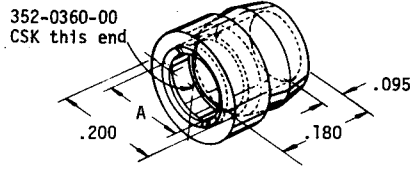
FIGURE 14

HOLDERS, LED



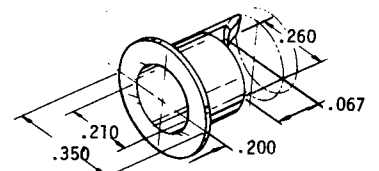
352-0419-00 CC: D

254-0990-00 Polypropylene, Black



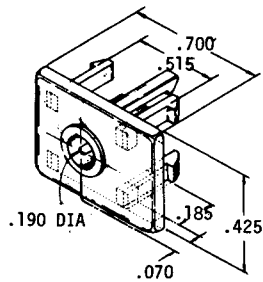
352-0360-00 (A) .082 DIA
352-0360-01 (A) .117 DIA

255-0616-00 Rubber CC: F+
Thermoplastic, Black



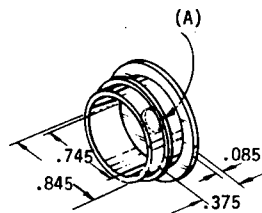
352-0477-00 CC: E

255-0504-00 & 255-0613-00
Polycarbonate, Black



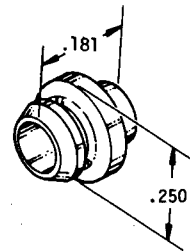
P. N.	Nomenclature	CC
352-0433-00		F
352-0433-01	(WAIT)	G
352-0433-02	(CD)	G
352-0433-03	(SCD)	G

255-0565-01 Polycarbonate, TV Gray



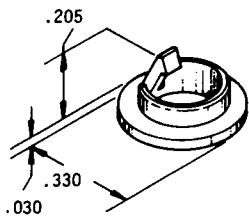
352-0361-00 (A) .080 MAX DIA
352-0367-00 (A) .129 MAX DIA
352-0358-00 (A) .187 MAX DIA

255-0010-00 Acetal Resin, Black CC: G+



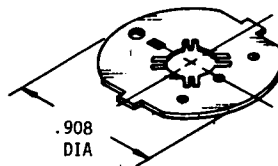
352-0451-00 CC: G-

255-0616-00 Rubber, Black
(Thermoplastic)



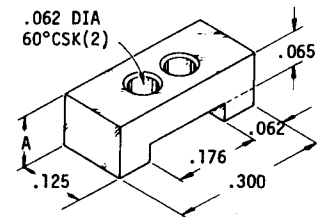
352-0699-00 CC:

Front Panel Adapter (Press Fit)
Panel Thickness .060 - .250
Mounting Hole DIA .265 ± .003, Plastic

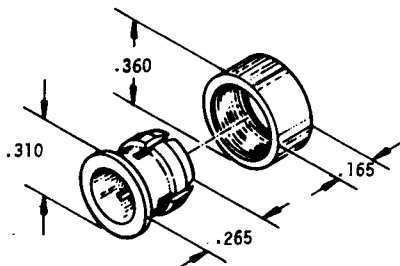


352-0535-00 CC: G+

.010 Phosphor Bronze (251-0448-00)

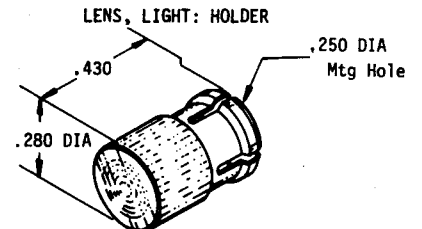


352-0522-00 (A) .100
352-0522-01 (A) .175
255-0330-00 Polysulfone
CC: E-



352-0700-00 CC:

Panel Thickness .125 Max.
Mounting Hole .250 DIA
Black Plastic



378-0175-00 - Red CC: F+
378-0176-00 - Amber
378-0177-00 - Green
Cellulose Acetate Butyrate

LED DISPLAYS

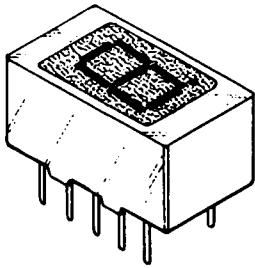


FIGURE 1

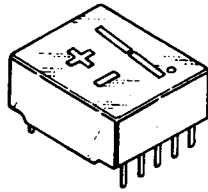


FIGURE 2

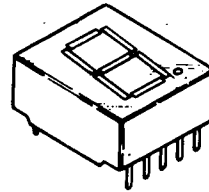


FIGURE 3




FIGURE 4

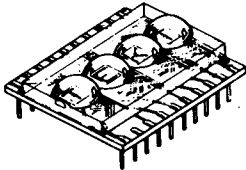


FIGURE 5

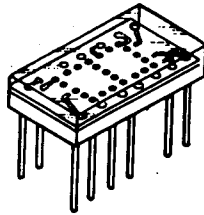


FIGURE 6

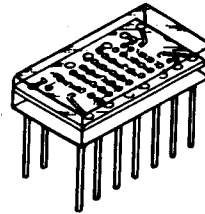


FIGURE 7




FIGURE 8

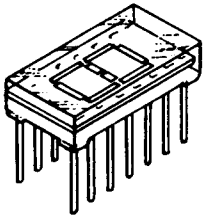
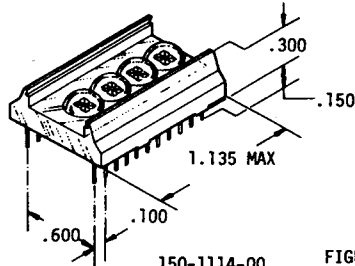
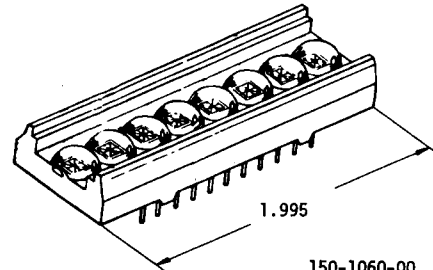


FIGURE 9



150-1114-00



150-1060-00

COLOR	CHARACTER			**	MAIN SPECTRUM LINE nm	I MAX mA	TYPICAL INTENSITY @ I		FIG	VENDOR NUMBER	PART NUMBER	ND	*	CC	++ RC
	DIGIT	HEIGHT	SPACING				mcd	mA							
Red	1	.362	.300	RHDP	650.	25.	.90	20.	1	Set of 5 (150-1011-02) FND 5169 FND5136 FND357 MAN 73A	150-1011-04	N		L+	5E 4E
Red	1	.362	.300	RHDP	650.	25.	8.93	20.	1		150-1011-01	N	CC	I	
Red	1	.362	.300	RHDP	650.	25.	.90	20.	1		150-1011-02	N		I+	
Red	1	.362	.300	RHDP	665.	25.	.45	20.	1		150-1011-03	N	CC	J-	
Red	1	.294	.400	±1	660.	20.	.51	10.	8		150-1069-00			I+	
Red	1	.300	.400	LHDP	660.	10.	.11	10.	7	TIL305 FND508 Selected FND507 Matched set of 5	150-1051-00			K	3F
Red	1	.500	.600	±1 RHDP	650.	25.	.60	20.	2		150-1045-00	N	CA	J-	
Red	1	.500	.600	±1 RHDP	650.	25.	.60	20.	2		150-1045-01	N	CA	J	
Red	1	.500	.600	RHDP	650.	25.	.60	20.	3		150-1046-00	N	CA	I+	
Red	1	.500	.600	RHDP	650.	25.	.60	20.	3		150-1046-01	N	CA	M-	
Red	1	.362	.300	RHDP	650.	25.	.90	20.	1	FND360 With frame & filter DL34m (Selected) With frame & filter With frame & filter	150-1117-00				3F
Red	4	.110	.200	RHDP	700.	10.	1.50	5.	4		150-1012-03			M	
Red	4	.110	.200	RHDP	700.	10.	1.50	5.	4		150-1012-04	CC		L+	
Red	4	.110	.200	RHDP	700.	10.	1.50	5.	4		150-1012-06			M	
Red	4	.110	.200	RHDP	700.	10.	1.50	5.	4		150-1012-07				
Red	4	.150	.250	LHDP	655.	7.	1.65	30, 1/16 DF	10	HDSP-6504 HDSP-6508 TIL311	150-1114-00	CC	N		3E
Red	8	.150	.250	LHDP	655.	7.	1.65	30, 1/16 DF	10		150-1060-00	CC	O-		
Red	Hexadecimal with logic	.270	.400	RHDP	660.	7 Volt	.10	5 Volt	6		150-1013-00			M-	
Orange	1	.300	.150	LHDP	630.	20.	.51 min	10.	9	MAN3620 A	150-1037-00		CA	I+	
Orange	1	.294	.150	±1	630.	20.	.51 min	10.	8	MAN3630 A	150-1038-00		CA	J-	
Orange	1	.400	.150	RHDP	630.	20.	.51 min	10.	9	MAN4640 A	150-1048-00		CC	J-	4E
Orange	1	.400	.150	RHDP	630.	20.	.51 min	10.	9	MAN4610 A	150-1053-00		CA	J-	4D
Orange	1	.400	.150	±1	630.	20.	.51 min	10.	8	MAN4605 A	150-1066-00			I	5D
Orange	1	.300	.400	LHDP	650.	30.	.30	20.	9	MAN 72A	150-1022-00		CA	I-	4D

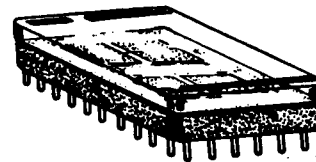
** RHDP = RIGHT HAND DECIMAL POINT
LHDP = LEFT HAND DECIMAL POINT

* CC = COMMON CATHODE
CA = COMMON ANODE

NEW DESIGN RECOMMENDATION FROM COMP. ENG.
N = Not Recommended

DIGITAL DISPLAY

Note: All units contain a mixture of Neon & Mercury gasses.
Major Spectral Lines at 590, 620 & 650 nm.
All units are of Common Anode construction.

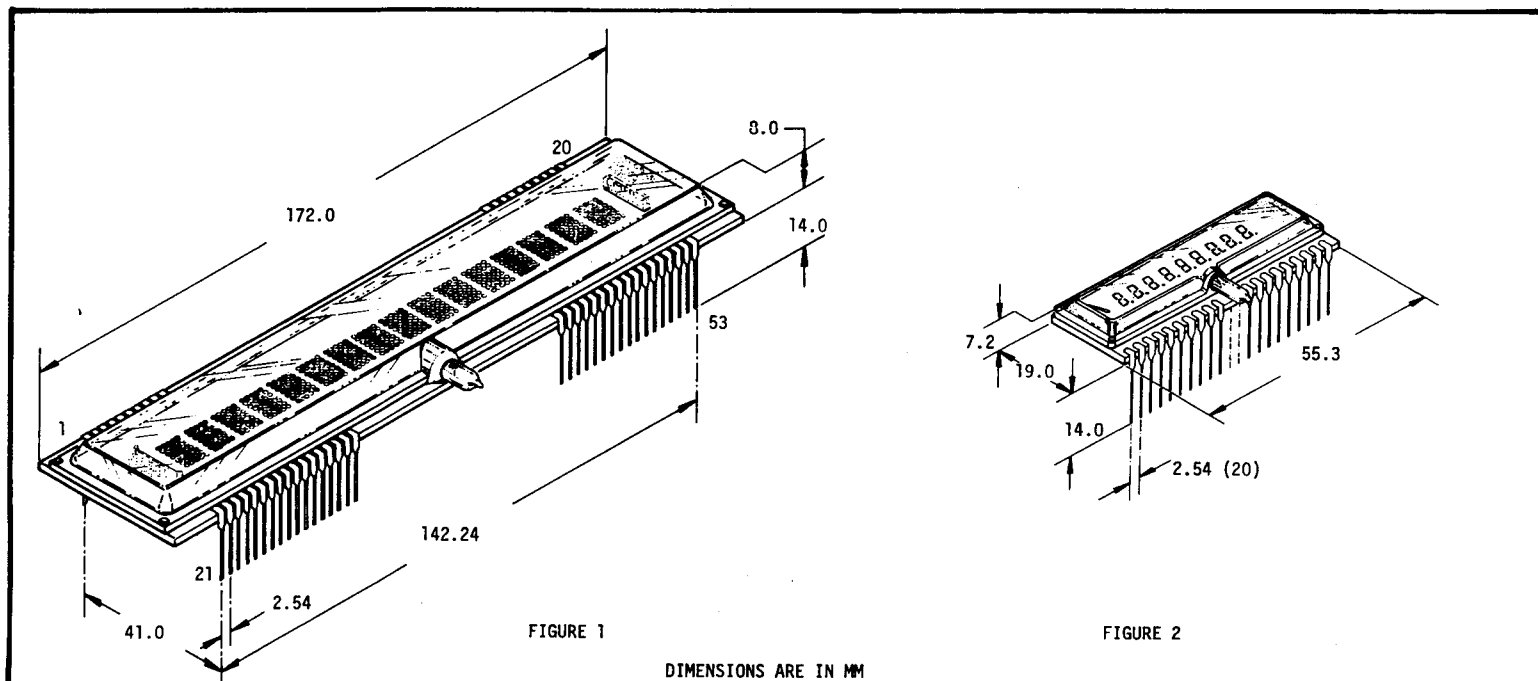


NEON, 7 SEGMENT, ORANGE

DIGITS	CHARACTER		OPER I _f μ A		STRIKING V	LIGHT OUTPUT		SOCKET	VENDOR NUMBER	PART NUMBER	CC	RC ++
	HEIGHT	SPACING	MIN	MAX		NOM	@ μ A					
1-1/2	.330	.375	70.	250.	160.	210f1	180.		SP-331-02	150-1039-01*		3G
2	.330	.375	70.	250.	160.	210f1	180.	136-0565-00	SP-332	150-1015-00	K	
2	.330	.375	70.	250.	160.	210f1	180.	136-0565-00	SP-332-01	150-1015-01*		3
3	.33	.375	70.	250.	160.	210f1	180.	136-0556-00	SP-333	150-1016-00	L	

* These devices contain small amounts of Krypton gas to reduce initial ionization time to 5 sec. max at 160V.

FLUORESCENT



CHARACTERS	CHARACTER		E _c	E _b	E _f	BRIGHTNESS	DOT MATRIX	PART NUMBER	FIGURE	CC	++ RC
	HEIGHT	SPACING									
9	.167	.150	34VP-P	34VP-P	3.3 V _{RMS}	90 fL		150-1110-00	2	K+	
16	.350	.590	35VP-P	35VP-P	4.8 V _{RMS}	100 fL	5 x 7 dot	150-1084-00	1	O+	31

COST CODE (CC COLUMN)

CODE	A	B	C	D	E	F	G	H	I	J	K	L	M	N	O
$\frac{1}{2}$ VALUE with +	.75¢	2¢	3.75¢	6¢	10¢	18¢	35¢	60¢	\$1	\$2	\$3.75	\$6	\$10	\$18	\$35+
$\frac{1}{2}$ VALUE no suffix	.5¢	1.5¢	3¢	5¢	8¢	15¢	25¢	50¢	75¢	\$1.50	\$3	\$5	\$8	\$15	\$25
$\frac{1}{2}$ VALUE with -	.2¢	1.25¢	2.5¢	4.25¢	7¢	13¢	22¢	40¢	65¢	\$1.25	\$2.50	\$4.25	\$7	\$13	\$22

NOTE: Costs may vary from order to order due to order quantities, vendor, etc.

✦ - NOT RECOMMENDED FOR NEW DESIGN.

CROSS REFERENCE INDEX

OPTOELECTRONIC DEVICES

PART NUMBER	DESCRIPTION	PAGE NO.	ST§§	PART NUMBER	DESCRIPTION	PAGE NO.	ST§§
150-0755-00	Lamp, L.E.D., Orange/Green	14-6	PP	150-1064-00	Lamp, L.E.D., Yellow	14-6	CR
150-1000-00	Lamp, L.E.D., Red	14-6	CR	150-1065-00	Lamp, L.E.D., Yellow	14-6	PP
150-1001-00	Lamp, L.E.D., Red	14-6	CR	150-1066-00	Display, L.E.D., Orange	14-9	CR
150-1001-01	Lamp, L.E.D., Red	14-6	CR	150-1068-00	Lamp, L.E.D., Red	14-6	CR
150-1001-02	Lamp, L.E.D., Red	14-6	CR	150-1069-00	Display, L.E.D., Red	14-9	CR
150-1001-03	Lamp, L.E.D.		CR	150-1070-00	Lamp, L.E.D., Red	14-6	CR
150-1002-00	Display, L.E.D.		LS	150-1071-00	Lamp, L.E.D., Green	14-6	CR
150-1003-00	Display, L.E.D.		NP	150-1073-00	Lamp, L.E.D., Yellow	14-6	CR
150-1005-00	Display, Neon		DL	150-1077-00	Lamp, L.E.D., Red	14-6	CR
150-1006-00	Display, Neon		DL	150-1078-00	Lamp, L.E.D., Green	14-6	CR
150-1007-00	Display, Neon		DL	150-1079-00	Infrared Emitter		DL
150-1008-00	Display Device		OB	150-1083-00	Lamp, L.E.D.,	14-6	CR
150-1009-00	Readout Tube		DL	150-1084-00	Vacuum, Fluorescent	14-10	CR
150-1010-00	Readout Tube		NP	150-1085-00	Lamp, L.E.D.		CM
150-1011-00	Display, L.E.D.		NP	150-1086-00	Lamp, L.E.D.		CM
150-1011-01	Display, L.E.D., Red	14-9	CR	150-1089-00	Lamp, L.E.D., Green	14-6	OB
150-1011-02	Display, L.E.D., Red	14-9	CR	150-1090-00	Lamp, L.E.D., Red	14-6	CR
150-1011-03	Display, L.E.D., Red	14-9	CR	150-1091-00	Lamp, L.E.D., Red/Green	14-6	OB
150-1011-04	Display, L.E.D., Red	14-9	OT	150-1092-00	Infrared Emitter	14-3	PP
150-1012-02	Display, L.E.D., Red		CR	150-1093-00	Lamp, L.E.D., Red	14-6	CR
150-1012-03	Display, L.E.D., Red	14-9	CR	150-1093-01	Lamp, L.E.D., Red	14-6	CR
150-1012-04	Display, L.E.D., Red	14-9	CR	150-1093-02	Lamp, L.E.D., Red	14-6	PP
150-1012-05	Display, L.E.D.		NP	150-1095-00	Lamp, L.E.D., Red	14-6	OB
150-1012-06	Display, L.E.D., Red	14-9	CR	150-1096-00	Lamp, L.E.D., Yellow	14-6	OB
150-1012-07	Display, L.E.D., Red	14-9	PP	150-1097-00	Lamp, L.E.D., Green	14-6	PP
150-1013-00	Display, L.E.D., Red	14-9	CR	150-1101-00	Lamp, L.E.D., Yellow	14-6	CR
150-1014-00	Lamp, L.E.D., Red	14-6	CR	150-1104-00	Infrared Emitter	14-3	CR
150-1015-00	Digital Display, Neon	14-10	CS	150-1105-00	Lamp, L.E.D., Yellow	14-6	PP
150-1015-01	Digital Display, Neon	14-10	OB	150-1106-00	Lamp, L.E.D., Red	14-6	CR
150-1016-00	Digital Display, Neon	14-10	CS	150-1107-00	Lamp, L.E.D., Red	14-6	CR
150-1017-00	Lamp, L.E.D., Green	14-6	CR	150-1108-00	Lamp, L.E.D., Red	14-6	CM
150-1018-00	Display, L.E.D.		LS	150-1109-00	Lamp, L.E.D., Green	14-6	PP
150-1019-00	Display, L.E.D.		DL	150-1110-00	Digital Display	14-10	PP
150-1020-00	Lamp, L.E.D., built-in resistor for 5V, Red	14-6	CR	150-1111-00	Lamp, L.E.D., Green	14-6	PP
150-1021-00	Display, L.E.D.		NP	150-1112-00	Lamp, L.E.D., Red	14-6	PP
150-1022-00	Display, L.E.D., Orange	14-9	CR	150-1114-00	Display L.E.D., Red	14-9	MP
150-1023-00	Display, L.E.D.,		LS	150-1115-00	Lamp, L.E.D., Red	14-6	PP
150-1024-00	Lamp, L.E.D.		LS	150-1116-00	Lamp, L.E.D., Green	14-6	PP
150-1025-00	Display, L.E.D.		LR	150-1117-00	Display, L.E.D., Red	14-9	PP
150-1026-00	Lamp, L.E.D., die form chip	14-6	CR	151-0252-00	Phototransistor	14-2	CR
150-1029-00	Lamp, L.E.D., Green	14-6	CR	151-0313-00	Phototransistor	14-2	CR
150-1029-01	Lamp, L.E.D., w/wires, conn.& Housing, Grn	14-6	CR	151-0313-01	Phototransistor, w/wires & connector	14-2	CR
150-1031-00	Lamp, L.E.D., Red	14-6	CR	151-0488-00	Phototransistor		DL
150-1031-01	Lamp, L.E.D., w/wires & connector		CR	151-0628-00	Phototransistor	14-2	CR
150-1031-02	Lamp, L.E.D., w/wires & connector		CR	151-0629-00	Phototransistor	14-2	CR
150-1031-02	Lamp, L.E.D., w/wires & connector		CR	151-0648-00	Phototransistor	14-2	CR
150-1032-00	Lamp, L.E.D., Yellow	14-6	CR	152-0621-00	Infrared, Emitter	14-3	CR
150-1033-00	Lamp, L.E.D., Yellow	14-6	CR	152-0792-00	Photodiode	14-2	CR
150-1036-00	Lamp, L.E.D., Red	14-6	CR	153-0569-00	Phototransistor, Matched Pair	14-2	CS
150-1036-00	Lamp, L.E.D., Red	14-6	CR	156-0109-00	Optoisolator, L.E.D.	14-2	CR
150-1037-00	Display, L.E.D., Orange	14-9	CR	156-0109-01	Optoisolator, L.E.D.	14-2	CR
150-1038-00	Display, L.E.D., Orange	14-9	CR	156-0283-00	Optoisolator, L.E.D.	14-2	CR
150-1039-00	Digital Display, Neon		NP	156-0399-00	Optoisolator, L.E.D.	14-2	CR
150-1039-01	Digital Display, Neon	14-10	OB	156-0417-00	Optoisolator, L.E.D.	14-2	CR
150-1040-00	Lamp, L.E.D., Red	14-6	CR	156-0417-01	Optoisolator, L.E.D.	14-2	MP
150-1040-01	Lamp, L.E.D., w/wires, conn.& holder, Red	14-6	CR	156-0885-00	Optoisolator, L.E.D.	14-2	CR
150-1043-00	Lamp, L.E.D., Red	14-6	CR	156-0885-01	Optoisolator, L.E.D.	14-2	CR
150-1045-00	Display, L.E.D., Red	14-9	CR	156-0885-02	Optoisolator, L.E.D.	14-2	CR
150-1045-01	Display, L.E.D., Red	14-9	CR	156-0907-00	Optoisolator, L.E.D.	14-2	CR
150-1046-00	Display, L.E.D., Red	14-9	CR	156-1148-00	Optoisolator, L.E.D.	14-2	PP
150-1046-01	Display, L.E.D., Red	14-9	CR	156-1162-00	Optoisolator, L.E.D.	14-2	CR
150-1047-00	Display, L.E.D., Red		LR	156-1217-00	Optoisolator, L.E.D.	14-2	CR
150-1048-00	Display, L.E.D., Orange	14-9	CR	156-1237-00	Optoisolator, L.E.D.	14-2	CR
150-1049-00	Lamp, L.E.D., Red/Green	14-6	CR	156-1237-01	Optoisolator, L.E.D.	14-2	CR
150-1050-00	Lamp, L.E.D., Red	14-6	LR	156-1238-00	Optoisolator, L.E.D.	14-2	CR
150-1051-00	Display, L.E.D., Red	14-9	PP	156-1317-00	Optoisolator, L.E.D.	14-2	CR
150-1052-00	Lamp, L.E.D., Red	14-6	CR	156-1317-01	Optoisolator, L.E.D.	14-2	CR
150-1053-00	Display, L.E.D., Orange	14-9	CR	156-1384-01	Optoisolator, L.E.D.	14-2	CS
150-1054-00	Lamp, L.E.D., Green	14-6	CR	156-1384-02	Optoisolator, L.E.D.	14-2	CR
150-1054-01	Lamp, L.E.D., w/connectors, Green	14-6	CR	156-1440-00	Optoisolator, L.E.D.	14-2	CR
150-1054-02	Lamp, L.E.D., w/connectors		CR	156-1491-00	Optoisolator, L.E.D.		DL
150-1055-00	Lamp, L.E.D., Green	14-6	CR	156-1522-00	Optoisolator, L.E.D.	14-2	CR
150-1059-00	Lamp, L.E.D., Red	14-6	CR	156-1562-00	Optoisolator, L.E.D.	14-2	CR
150-1060-00	Lamp, L.E.D., Red	14-9	PP	156-1689-00	Optoisolator, L.E.D.	14-2	PP
150-1061-00	Lamp, L.E.D., Red	14-6	CR	307-0230-00	Photoresistor	14-2	CR
150-1063-00	Lamp, L.E.D., Yellow	14-6	CR				

CROSS REFERENCE INDEX (CONT)

OPTOELECTRONIC DEVICES

PART NUMBER	DESCRIPTION	PAGE NO.	ST§§
307-0268-00	Photoresistor	14-2	CS
307-0338-00	Optoisolator	14-2	CS
307-0476-00	Optoisolator, L.E.D.	14-2	CR
307-0700-00	Optoisolator, L.E.D.	14-2	CR
307-1025-00	Optoisolator, L.E.D.	14-2	CR
352-0358-00	Holder, L.E.D.	14-8	CR
352-0360-00	Holder, L.E.D.	14-8	CR
352-0360-01	Holder, L.E.D.	14-8	CR
352-0361-00	Holder, L.E.D.	14-8	CR
352-0367-00	Holder, L.E.D.	14-8	CR
352-0419-00	Holder, L.E.D.	14-8	CR
352-0433-00	Holder, L.E.D.	14-8	CR
352-0433-01	Holder, L.E.D.	14-8	CR
352-0433-02	Holder, L.E.D.	14-8	CS
352-0433-03	Holder, L.E.D.	14-8	CS
352-0451-00	Holder, L.E.D.	14-8	CR
352-0477-00	Holder, L.E.D.	14-8	CR
352-0522-00	Holder, L.E.D.	14-8	CR
352-0522-01	Holder, L.E.D.	14-8	OT
352-0535-00	Holder, L.E.D.	14-8	CR
352-0699-00	Holder, L.E.D.	14-8	PP
352-0700-00	Holder, L.E.D.	14-8	PP
378-0175-00	Lens, Light	14-8	CR
378-0176-00	Lens, Light	14-8	CR
378-0177-00	Lens, Light	14-8	CR

§§ STATUS CODES

CR	Current Production
EN	Engineering
PP	Pre-Production
CS	Customer Service
NP	Non-Production
DL	Deleted
OB	Obsolete Instrument
CM	Custom Mod Instrument
DS	Digital Systems
OT	Obsolescent Instrument
MP	Modified Part
LR	Last Supply Current
LS	Last Supply Customer Service
VN	Vendor
TC	Telequipment Current Production
IN	International
SC	Sony/Tek Current Production

THE STATUS IN THIS CATALOG WAS CORRECT AT THE TIME IT WAS PUBLISHED, BUT IT IS SUBJECT TO CHANGE.

TO USE A PART WITH THIS STATUS ON A NEW INSTRUMENT REQUIRES THAT A NEW PURCHASED PART INITIATION FORM (PPIF) BE INITIATED.

(A GLOSSARY OF TERMS FOR THESE STATUS CODES CAN BE FOUND ON PAGE 0-44).

NOTES

DESOLDERING TOOLS-STATIC CHARGE

TOOL	CHARGE LEVEL RETAINED ON TOOL	
	Immediate charge	Charge after time
Silverstat Soldapullt	0V	0V After five minutes
Deluxe Soldapullt	3kV	300-400V After five minutes
Standard Soldapullt	20kV	10kV After five minutes
Bulb Solder Sucker	10kV	4kV After five minutes
Solder-Wick	*2kV	0V After one minute

*Charge was retained due to solder-wick's plastic reel

Some circuit board components are sensitive to static charge. Also, some desoldering tools create a static charge. In order to identify and preclude potential problems, we have tested the various desoldering tools available for use at Tek.

A circuit board was used, with components removed, to determine static levels. Each device was tested ten times. The desoldering tools were checked for immediate charge retention and for the charge held after five minutes.

Each of the tools except the Silverstat Soldapullt, left a static charge on the circuit board and retained a charge (see chart). The Silverstat Soldapullt, a model with a metallized surface, left no charge and also retained no charge. Therefore, it is the preferred tool. It has been assigned part number 003-0795-00.

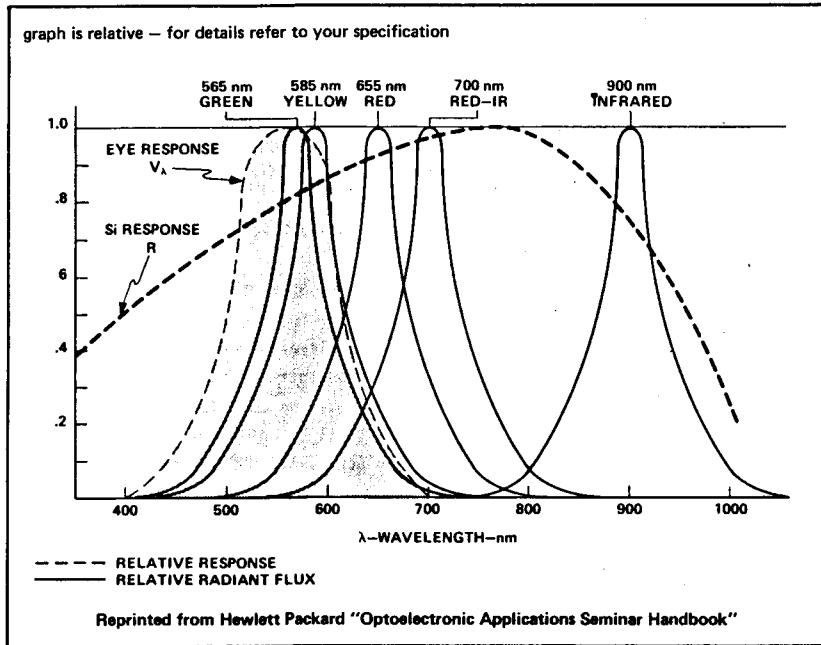
For more information on these desoldering tools, contact Herb Zajac, ext. 4759.

OPTOELEC DVC APPLICATION NOTES

LED spectrums

To get an apparent equal brightness in red and green LED's with the present state-of-the-art requires 2.5 to 3.5 times as much current in green LED's as red.

FOR MORE INFORMATION CONTACT LOUIS MAHN, EXT. 2549, 78-552.



The LUMEN is the unit of LUMINOUS FLUX and corresponds to the watt as the unit of radiant flux.

Thus the total luminous flux emitted by a light source in all directions is measured in lumens, and can be traced back to the power consumed by the source to obtain an efficiency number.

Since it is generally not practical to collect all the flux from a light source, and direct it in some desired direction, it is desirable to know how the flux is distributed spatially about the source. If we treat the source as a point (far field measurement), we can divide the space around the source into elements of solid angle ($d\omega$), and inquire as to the luminous flux (dF) contained in each element of solid angle ($d\omega$). The resulting quantity is Lumens/Steradian and is called LUMINOUS INTENSITY (I), (Fig. 3). The unit of Luminous intensity is called the CANDELA, sometimes loosely called the candle, or candle power.

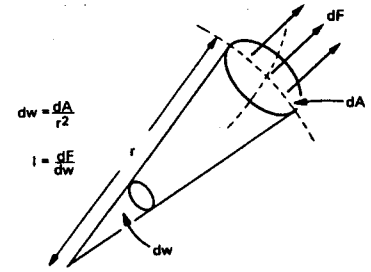


Figure 3. Solid angles and luminous intensity.

Since the space surrounding a point contains 4π steradians, it is apparent that an isotropic radiator of one candela intensity, emits a total luminous flux of 4π Lumens.

No real light source is isotropic, so it is quite common to show a plot of Luminous intensity versus angle off the axis (Fig. 4). If the source has no axis of symmetry, a more complex diagram is required.

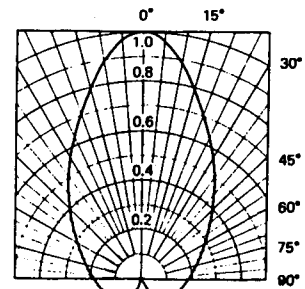


Figure 4. Spatial distribution pattern.

For an extended radiating surface, (such as an LED chip), each element of area contributes to the luminous intensity of the source, in any given direction. The luminous intensity contribution in the given direction, divided by the projected area of the surface element in that direction, is called the LUMINANCE (B) of the source (in that direction), (Fig. 5). The quantity is sometimes called photometric brightness, or simply brightness. The use of the term brightness on its own, should be discouraged, as this involves various subjective properties such as texture, color, sparkle, apparent size, etc. that have psychological implications.

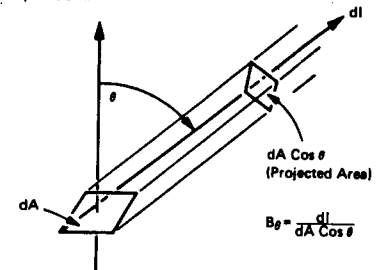


Figure 5. Definition of luminance.

LED's and Photometry

by George Smith, Litronix*

*Reprinted from Litronix AppNote 1

The observed spectrum of electromagnetic radiations, extends from a few Hz, to beyond 10^{24} Hz, covering some 80 octaves. The narrow channel from 430 THz to 750 THz would be entirely negligible, except for the fact that more information is communicated to human beings, in this channel, than is obtained from the rest of the spectrum. This radiation has a wavelength ranging from 400nm to 700nm, and is detectable by the sensory mechanisms of the human eye. Radiation observable by the human eye is commonly called light.

Measurements of the physical properties of light and light sources, can be described in the same terms as any other form of electromagnetic energy. Such measurements are commonly called Radiometric Measurements.

Measurements of the psychophysical attributes of the electromagnetic radiation we call light, are made in terms of units, other than these radiometric units. Those attributes which relate to the luminosity (sometimes called visibility) of light and light sources, are called photometric quantities, and the measurement of these aspects is the subject of Photometry.

The electronics engineer who is starting to apply light emitting diodes and other opto-electronic devices to perform useful tasks, will find the subject of photometry to be a confused mass of strange units, confusing names for photometric quantities, and general disagreement as to what the important requirements are for his application.

The photometric quantities are related to the corresponding radiometric quantities by the C.I.E. Standard Luminosity Function (Fig. 1), which we may colloquially refer to as the standard eyeball. We can

think of the luminosity function, as the transfer function of a filter which approximates the behavior of the average human eye under good lighting conditions.



Figure 1. Relationship between radiometric units and photometric units.

The eye responds to the rate at which radiant energy falls on the retina, i.e., on the radiant flux density expressed as Watts/m². The corresponding photometric quantity is Lumens/m². The standard luminosity function is then, a plot of Lumens/Watt as a function of wavelength.

The function has a maximum value of 680 Lumens/Watt at 555nm and the ½ power points occur at 510nm and 610nm (Fig. 2).

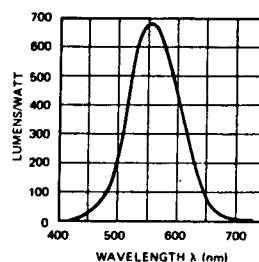


Figure 2. CIE standard photopic luminosity function.

OPTOELEC DVC APPLICATION NOTES

The fundamental quantitative standard of the photometric system of units is the standard of luminance.

The luminance of a black body radiator at the temperature of freezing platinum (2043.8°K) is 60 candela per square centimeter. [A blackbody radiator is a perfect absorber of all electromagnetic energy incident on it. In thermal equilibrium at a given temperature, it emits radiation, spectrally distributed according to Planck's Formula

$$(W_\lambda = \frac{c_1 \lambda^{-5}}{\exp(\frac{c_2}{\lambda T}) - 1})$$

The units of Luminance in present use are an engineering nightmare.

1 candela/cm² is called a *Stilb*
1/π candela/cm² is called a *Lambert*
1 candela/m² is called a *Nit*
1/π candela/m² is called an *Apostilb*
1/π candela/ft² is called a *foot-Lambert*

The foot Lambert is the most commonly used unit in this country.

Of particular interest is a source whose angular distribution pattern is a circle (Fig. 6). For such a source we have $I_\theta = I_0 \cos \theta$, the luminance of such a source in a given direction θ , is then given by

$$B_\theta = \frac{d I_\theta}{d A \cos \theta} = \frac{d I_0 \cos \theta}{d A \cos \theta} = \frac{d I_0}{d A}$$

The luminance is seen to be the same in all directions. Such a source is called a LAMBERTIAN SOURCE. It can be shown that a perfectly diffusing surface behaves in this fashion. The formula governing a diffusing surface $I_\theta = I_0 \cos \theta$ is called Lambert's Cosine Law.

It can be shown that a flat LED chip is a very good approximation to a Lambertian Source.

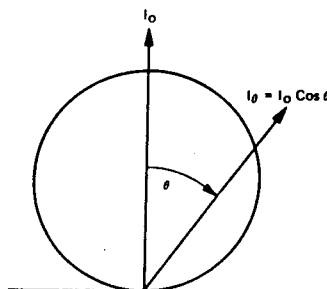


Figure 6. Lambertian radiation pattern.

If we now take a surface element (dA) and determine the intensity contribution in each direction we can determine the total flux (dF) emitted by the surface element. The resultant ratio ($\frac{dF}{dA}$) Lumens/m² is called the LUMINOUS EMITTANCE (L). For a flat surface we may calculate L from

$$L = \frac{\pi}{2} \int_0^{\pi/2} B(\theta) \sin \theta \cos \theta d\theta$$

The corresponding radiant emittance in watts/m² is of considerable interest for GaAs infrared LED's where total output power is an important parameter.

The total luminous flux emitted by a light source can then be calculated from $F_{total} = \int L dA$.

These photometric quantities are sufficient to describe the properties of light sources such as light emitting diodes.

When light falls on a receiving surface, it is either partially reflected in the case of a purely passive surface, or partly converted into some other form of energy by what we may describe as an active surface (such as a phototransistor or photomultiplier cathode). In either case we are interested in how much flux falls on each element of the surface; Lumens/m² in the case of a passive surface which we wish to illuminate, or the eye; and Watts/m² in the case of other active surfaces. The quantity Lumens/m² in this case is called the ILLUMINANCE sometimes loosely referred to as the illumination. The unit of illuminance is the LUX also referred to as the metercandle.

Another commonly used unit of illuminance, in this country is the FOOT CANDLE, equal to one lumen per square foot. One lumen per square cm is called a PHOT.

Many of these photometric quantities and units are in common use in the field of illumination engineering, with the English units being most common in this country. It should be apparent to the reader that a mixed system of units is involved in common usage.

APPLICATION TO LIGHT EMITTING DIODES

The above description of photometric quantities should indicate to the reader that there are many ways in which the photometric properties of LED's can be stated. There is no general agreement among LED makers and users, as to the best way to specify LED performance, and this has led to much confusion and misunderstanding.

Many factors must be taken into account when evaluating LED specifications for a particular application, and electronic engineers will need to develop a knowledge of these factors to put LED's to effective use in new designs.

Presently available light emitting diodes are made from the so-called III-V compound semiconductors, with Gallium Arsenide Phosphide and Gallium Phosphide being the major materials. Gallium Aluminum Arsenide is also used but is less common. Gallium Arsenide is commonly included in this group, but it should be remembered that GaAs emits only infra-red radiation around 900nm, which is not visible to the eye, and is thus not properly called light. All specifications of GaAs emitters must be in radiometric units.

GaP emits green light between 520 and 570nm peaking 550nm very close to the peak eye sensitivity. It also can emit red light between 630 and 790nm peaking at 690nm.

GaAs_(1-x)P_x emits light over a broad orange red range depending on the percentage of GaP in the material (x). For x in the 0.4 region, red light between 640 and 700nm peaking at 660nm, is obtained. For x = 0.5, amber light peaking around 610nm is obtained.

Ga_(1-x)Al_xAs as presently available, emits red light between 650 and 700nm peaking at 670nm.

The efficiency of these materials is very dependent on the emitted wavelength, with drastic fall off in efficiency as the wavelength gets shorter. Fortunately the standard eyeball filter, favors the shorter wavelength (down to 555nm) and gives some measure of compensation. Some typical efficiencies reported by device makers, and the resulting overall luminous efficiency (Lumens/electrical watt) are as follows:

GaP, red .72% @ 20 Lum/Watt =
.14 Lum/Watt overall (Opcoa)
GaAs₅P₅, red .3% @ 50 Lum/Watt =
.15 Lum/Watt overall (Litronix)
GaAlAs red .06% @ 40 Lum/Watt =
.024 Lum/Watt overall (Mitsubishi)
GaP green .006% @ 675 Lum/Watt =
.04 Lum/Watt overall (Monsanto)
GaAs₅P₅, amber .0044% @ 340 Lum/Watt =
.015 Lum/Watt overall (Monsanto)

For simple status indicator applications, front panel lamps and similar applications, several factors must be taken into account:

- (1) Color. Generally the designer has Henry Ford's color choice; various similar shades of red. Amber and green are available in small quantity, because of availability of suitable raw material.
- (2) Apparent source size. Various combinations of chip size and optical systems are available so that apparent source sizes from about 5 mils to about 300 mils diameter are available as standard products. Other things being equal, a larger source size is more visible.
- (3) Angular distribution. GaAsP diode chips are nearly Lambertian, but GaP are nearly isotropic. With suitable optical design, the angular distribution pattern can be changed from very broad to quite narrow. By placing the chip at the focus of the lens system a narrow high intensity beam is obtained. The off axis visibility is drastically

reduced. By using diffusing lens materials, a large area source with good off axis visibility is obtained. In this case the luminance is reduced.

- (4) Luminous intensity. This will govern the visibility under optimum background contrast conditions, when viewed at normal distances. 1 millicandela is typical for red lamps of either GaAsP or GaP at normal operating conditions.

- (5) Luminance. When it is not possible to provide a dark contrasting background, or when the source is viewed at very close distances, the luminance becomes important. Values from 100 ft-L to 5000 ft-L are typical.

These factors are all related to the design of the device and the user should understand the trade offs. High luminance values in excess of 10,000 ft-L are easily obtained by running very high current densities in the LED chip, but this can lead to shortened life if carried too far.

For a given drive current the luminous intensity of two different chips will be similar, while the luminance will be inversely proportional to the active area of the chip.

If the designer can use filter screens or circularly polarizing filters in front of the light source, excellent protection from background illumination can be obtained. In this case a diffusive lens giving a large apparent source with lower luminance, is more visible than a high luminance point source.

When a LED is used with an optical system to activate a remote sensor such as a cadmium sulphide or cadmium selenide cell (red light), or a GaAs IR emitter is used with a silicon photo detector, the performance requirements are somewhat different. It can be shown that for a given optical arrangement the irradiance of the detector determines the detected signal and this is proportional to the radiance of the source, which is comparable to the luminance (brightness) of the source. The intensity of the source will not be a factor unless the detector active area is larger than the incident beam.

When average power consumption must be minimized but good visibility is required, or detection at a considerable distance is required, pulsed operation can be used. With GaAs and GaAsP emitters using low duty cycle short pulses, very high peak intensity levels can be reached permitting communication over considerable distances. This technique is not useful with GaP diodes since they do not exhibit a linear relationship between optical output and instantaneous forward current, becoming saturated at moderate current levels. GaP also has a 50% higher rate of fall off in light output with temperature increase, than GaAsP which further inhibits high power applications.

The use of LED's to give a "Heads Up" projected display, such as for an automobile speedometer read-out, or aircraft cockpit application, places severe requirements on the display luminance. For easy visibility, the projected image must be sufficiently contrasted with the ambient illumination. This requires very high luminance values for the LED's together with the use of photochromic windshields and probably polarizing screens.

The foregoing is a necessarily simplified, description of a very complex subject. The reader should avail himself of the standard textbook literature on these subjects.

References:

R. Kingslake, *Applied Optics & Optical Engineering*
Committee on Colorimetry of the O.S.A., *The Science of Color*.
Warren J. Smith, *Modern Optical Engineering*.

FOR MORE INFORMATION, CONTACT LOUIS MAHN, EXT. 2549, DEL. STA. 78-552

LAMPS

SECTION 15

TABLE OF CONTENTS

	PAGE(S)
NOTES	15-2
LISTINGS	
GLOW	15-3
INCANDESCENT	15-4 & 15-5
CARTRIDGE LAMP & LIGHT, INDICATOR ...	15-6 & 15-7
HOLDERS	15-8 THRU 15-11
LENS	15-12 & 15-13
CROSS REFERENCE INDEX	15-14 & 15-15
APPLICATION NOTES	15-16 & 15-17
NEON'S OSCILLATE	15-16
EXTEND INCANDESCENT LIFE	15-17

COST CODE (CC COLUMN)

CODE	A	B	C	D	E	F	G	H	I	J	K	L	M	N	O
% VALUE with +	.75¢	2¢	3.75¢	6¢	10¢	18¢	35¢	60¢	\$1	\$2	\$3.75	\$6	\$10	\$18	\$35+
% VALUE no suffix	.5¢	1.5¢	3¢	5¢	8¢	15¢	25¢	50¢	75¢	\$1.50	\$3	\$5	\$8	\$15	\$25
% VALUE with -	.2¢	1.25¢	2.5¢	4.25¢	7¢	13¢	22¢	40¢	65¢	\$1.25	\$2.50	\$4.25	\$7	\$13	\$22

NOTE: Costs may vary from order to order due to order quantities, vendor, etc.

CATALOG WRITER: NORMA PETERSON, EXT. 2577.

NOTES

§§ STATUS CODES

CR	Current Production
EN	Engineering
PP	Pre-Production
CS	Customer Service
NP	Non-Production
DL	Deleted
OB	Obsolete Instrument
CM	Custom Mod Instrument
DS	Digital Systems
OT	Obsolescent Instrument
MP	Modified Part
LR	Last Supply Current
LS	Last Supply Customer Service
VN	Vendor
TC	Telequipment Current Production
IN	International
SC	Sony/Tek Current Production

THE STATUS IN THIS CATALOG WAS CORRECT AT THE TIME IT WAS PUBLISHED, BUT IT IS SUBJECT TO CHANGE.

§ TO USE A PART WITH THIS STATUS ON A NEW INSTRUMENT REQUIRES THAT A NEW PURCHASED PART INITIATION FORM (PPIF) BE INITIATED.

(A GLOSSARY OF TERMS FOR THESE STATUS CODES CAN BE FOUND ON PAGE 0-44).

COST CODE

(CC COLUMN)

CODE	A	B	C	D	E	F	G	H	I	J	K	L	M	N	O
≈ VALUE with +	.75¢	2¢	3.75¢	6¢	10¢	18¢	35¢	60¢	\$1	\$2	\$3.75	\$6	\$10	\$18	\$35+
≈ VALUE no suffix	.5¢	1.5¢	3¢	5¢	8¢	15¢	25¢	50¢	75¢	\$1.50	\$3	\$5	\$8	\$15	\$25
≈ VALUE with -	.2¢	1.25¢	2.5¢	4.25¢	7¢	13¢	22¢	40¢	65¢	\$1.25	\$2.50	\$4.25	\$7	\$13	\$22


NOTE: Costs may vary from order to order due to order quantities, vendor, etc.

†† RELIABILITY CODES

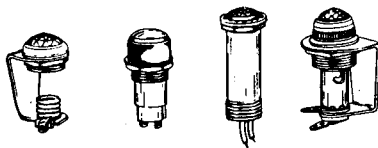
USAGE/YR	CODE	FAILURE FREQ	CODE	%/YR (median)
≥10	1	1/100 000	A	.001
≥100	2	1/50 000	B	.002
≥1 000	3	1/20 000	C	.005
≥10 000	4	1/10 000	D	.01
≥100 000	5	1/5 000	E	.02
≥1 000 000	6	1/2 000	F	.05
≥10 000 000	7	1/1 000	G	.1
		1/500	H	.2
		1/200	I	.5
		1/100	J	1.0+

For further explanation of this code, see page 0-25.


LAMPS



LAMP, CARTRIDGE: An item consisting of an unbased lamp, either incandescent or glow, mounted on a sleeve. The unbased lamp is not normally removable. It has projecting terminals. It must include or provide for the use of a lens as an integral part of it. Representative types shown at left.



LIGHT, INDICATOR: An item designed to convey information of a specific nature concerning the circuit in which inserted. Must include or provide for the use of a lens as an integral part of it. The item must have accommodations for one or more LAMP, (glow or incandescent), which may or may not be included but which is replaceable. Representative types shown at left.



LAMPHOLDER: An item primarily designed to electrically and mechanically accommodate a LAMP, (glow or incandescent). May include an integral switch, dropping resistor, etc., provided these items control the lamp only. Does not include a shade, lens, reflector, or other item for modifying illumination. May or may not include lamp.

PREFERENTIAL USE OF LENS COLORS: The only standard governing the use of lens colors at TEKTRONIX is for POWER ON applications as follows: GREEN with incandescent lamps, and WHITE with glow (neon) lamps.

COST CODE

(CC COLUMN)

CODE	≈ VALUE with -	≈ VALUE no suffix	≈ VALUE with +
A	.2¢	.5¢	.75¢
B	1.25¢	1.5¢	2¢
C	2.5¢	3¢	3.75¢
D	4.25¢	5¢	6¢
E	7¢	8¢	10¢
F	13¢	15¢	18¢
G	22¢	25¢	35¢
H	40¢	50¢	60¢
I	65¢	75¢	\$1
J	\$1.25	\$1.50	\$2
K	\$2.50	\$3	\$3.75
L	\$4.25	\$5	\$6
M	\$7	\$8	\$10
N	\$13	\$15	\$18
O	\$22	\$25	\$35+

NOTE: Costs may vary from order to order due to order quantities, vendor, etc.

GLOW




FIGURE 1



FIGURE 2




FIGURE 3

VOLTS DC		CUR mA	TYPE NO	LAMP TYPE			LIFE (HRS)	SPECIAL CHARACTERISTICS	PART NUMBER	CC	++ RC
FIRING	MAINTAINING			FIG	DIA MAX	LG. MAX					
125 MAX 90 MAX	CM A2G	1.5 .3	A1B-3 JH005/3011JA A13-3	3 3	.244 .244	.500 .520	25k 25k	High brt, dk eft reduced Dark effect reduced	150-0111-00 150-0035-00	E F-	4E 5A
125 MAX 90 MAX		.3 .3	A1G B1A	1 2	.250 .480	.625 1.188	25k 15k		150-0085-00 150-0003-00	I- G	4F
90 MAX 60-90		.5 .3	NE-2T(T2) NE51/B1A	3 3	.250 .244	1.000 .750	25k 25k		150-0002-00 150-0030-00	E D	5C 5A
135 MAX 60-80 62-72		1.9 .3	NE2-H C2A-2 2AA-T 5AB-BT	3 3 3 3	.244 .250	.750 1.063	25k 7.5k 6k	Dark effect reduced Dark effect reduced	150-0050-00 150-0084-00 150-0055-00	E+ H- H	4D
60-90 68-76 70-78 70-80 55-90	59AVG 50-60 55-61 52-63 57 AVG	.3 .4 .5 5. 1.5	NE23 5AG-A ST2-27-S 5AH-B 5AJ	3 3 3 3 3	.250 .275 .244 .250 .250	1.000 1.000 .844 .938 .938	6k 2k 2.5k 5k 2k	Dark effect reduced Dark effect reduced Dark effect reduced 1.5mA min Dark effect reduced	150-0027-00 150-0021-00 150-0037-00 150-0067-00 150-0053-00	G+ J- H I I	
135 MAX		1.9	C2A-T	3	.244	.750	25k	LKG less than 1nA at 10VDC from 150-0050-00	150-0173-00		
60-100	61 AVG	1.5	5AH	3	.250	.938	5k	Dark effect reduced	150-0051-00	E+	

LAMPS (CONT)

INCANDESCENT

DESIGN VOLTAGE	CURRENT (A)	MSCP	LIFE (HRS)	LAMP TYPE		OTHER	PART NUMBER	CC	++ RC
				NUMBER	FIG				
2.25	.25	NA	5k	222	13	Lens-end	150-0116-00	G	
2.46	.50	.90	15k	245	15		150-0117-00	G	2G
5.	.06	.05	25k	683	3	Aged and selected	150-0048-01	G+	5D
5.	.06	.05	25k	685	4		150-0045-00	I-	4G
5.	.06	.05	25k	2200DX	9		150-0130-00*	F+	5F
5.	.06	.05	25k	6833AS15	2	Aged and selected	150-0093-01	H	4F
5.	.06	.05	100k	6835	1		150-0049-00	I+	
5.	.06	.053	25k	6832AS15	5	Aged and selected	150-0102-01	H	3E
5.	.06		25k	683R	3	Red coated glass env.	150-0054-00	H+	
5.	.06			7361	10	Lens-end	150-0194-00	G+	
5.	.06	.15	5k	CM7-3149	10		150-0139-00	G	3I
5.	.075	.09	25k	7132AS15	5	Aged and selected	150-0106-01	I+	
5.	.08	.15	3k	8666AS15	2	Aged and selected	150-0098-01	I+	
5.	.115	.15	20k	515DX	6		150-0100-00	F	
5.	.115	.15	20k	7335	7		150-0125-00	G+	
5.	.115	.147	50k	7153AS15	2	Aged and selected	150-0057-01	H+	5D
5.	.115	.147	50k	7153AS15	2	w/352-0174-01, max lg .257	150-0057-02	I+	
5.	.115	.147	50k	7153AS15	2	w/352-0174-01, max lg .227	150-0057-03	I+	4E
5.	.115	.147	40k				150-0120-00	J+	
5.	.115		40k	OL-815BLX	10		150-0195-00	I+	
6.	.2	.6	1k	1784DX	9		150-0128-00	F+	
6.	.2	.34	1k	328	7		150-0004-00	F	
6.	.2	.6	1k	CM7-7328	10		150-0122-00	G	
6.3	.15	.35	10k	12	16		150-0018-00	G+	
6.3	.15	.52	3k	47	14		150-0001-00	F-	4E
6.3	.2	.55	5k	2112DX	9		150-0129-00	F+	4D
6.3	.2	.55	5k	398	8		150-0047-00	G	4F
6.3	.2	.55	5k	349	7		150-0029-00	G-	4C
6.3	.2	.4	50k	378	11		150-0189-00	J	
6.3	.2	.4	20k	7381	10		150-0097-00	G+	
6.3	.2	.4	20k	7381	10	Frosted with cut leads	150-0097-01	H-	
6.3	.25	.9	3k	44	14		150-0031-00	G+	3H
10.	.014	.006	50k	21490	9		150-0075-00	F+	3F
10.	.04	.08	5k	367	7		150-0108-00	H	
10.	.04	.08	5k	CM2107	9		150-0046-00	F-	4F
12.	.06	.15	16k	CM7219	5		150-0180-00	H	
14.	.08	.3	50k	CM8362	11		150-0181-00	J+	
14.	.08	.3	50k	2182D	9		150-0077-01*	F	
14.	.08	.3	15k	382	7		150-0078-00	G	
14.	.08	.3	50k	386	8		150-0059-00	G+	4E
14.	.1	.5	10k	CM8918	7		150-0137-00	H	
14.	.75	2.0	3k	CM1893	14		150-0208-00	G	
18.	.026	.15	10k	CM7220	3		150-0109-00	I-	4G
28.	.04	.3	7k	2187D	9		150-0088-00	F	3F
120.	.025	.36	5k	120PS	12		150-0131-00*	G+	4F

* Safety Controlled.

COST CODE

(CC COLUMN)

CODE	A	B	C	D	E	F	G	H	I	J	K	L	M	N	O
~ VALUE with +	.75¢	2¢	3.75¢	6¢	10¢	18¢	35¢	60¢	\$1	\$2	\$3.75	\$6	\$10	\$18	\$35+
~ VALUE no suffix	.5¢	1.5¢	3¢	5¢	8¢	15¢	25¢	50¢	75¢	\$1.50	\$3	\$5	\$8	\$15	\$25
~ VALUE with -	.2¢	1.25¢	2.5¢	4.25¢	7¢	13¢	22¢	40¢	65¢	\$1.25	\$2.50	\$4.25	\$7	\$13	\$22

NOTE: Costs may vary from order to order due to order quantities, vendor, etc.

++ FOR RELIABILITY CODE, SEE PAGE 15-2.

LAMPS (CONT)

INCANDESCENT

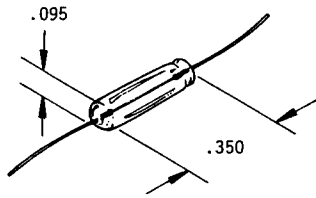


FIG 1 T-3/4
Wire Terminals

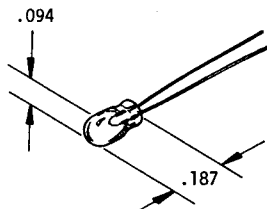


FIG 2 T-3/4
Wire Terminals

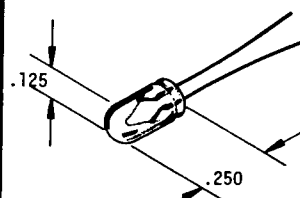


FIG 3 T-1
Wire Terminals

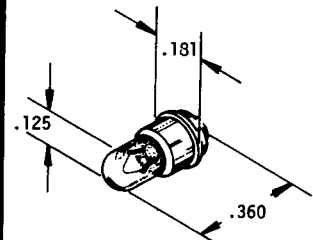


FIG 4 T-1
Sub-Midget Flanged

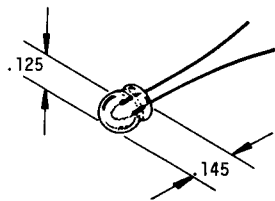


FIG 5 T-1
Wire Terminals (Low Profile)

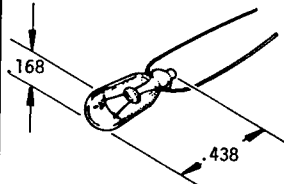


FIG 6 T-1 1/4
Wire Terminals

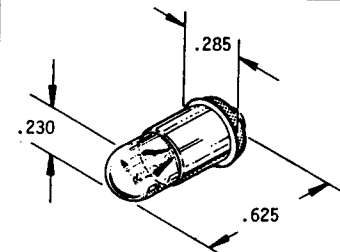


FIG 7 T-1 3/4
Midget Flanged

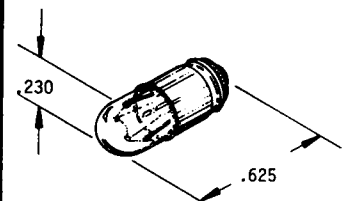


FIG 8 T-1 3/4
Midget Grooved

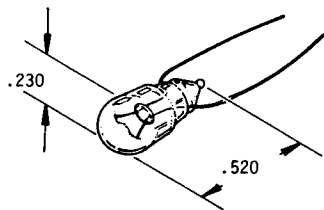


FIG 9 T-1 3/4
Wire Terminals

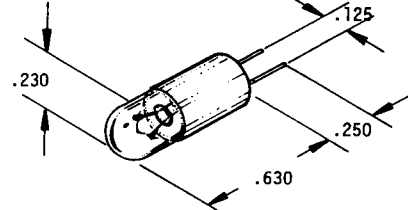


FIG 10 T-1 3/4
BI-PIN

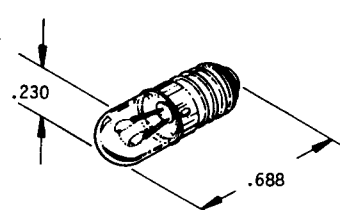


FIG 11 T-1 3/4
Midget Screw

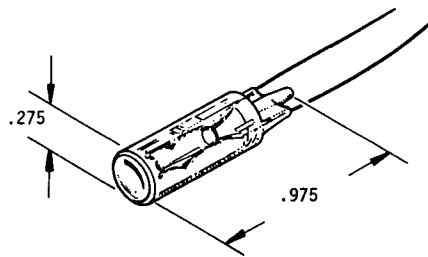


FIG 12 T-2
Wire Terminals

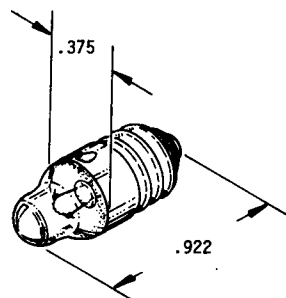


FIG 13 TL-3
Miniature Screw

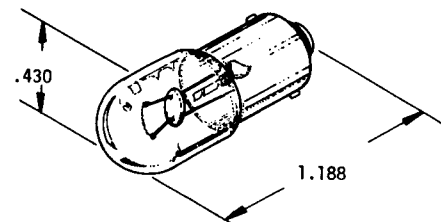


FIG 14 T-3 1/4
Miniature Bayonet

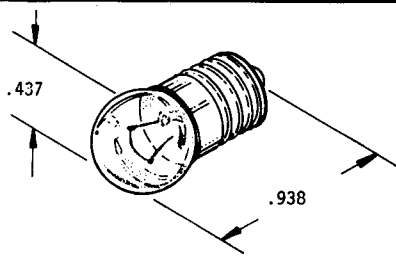


FIG 15 G-3 1/2
Miniature Screw

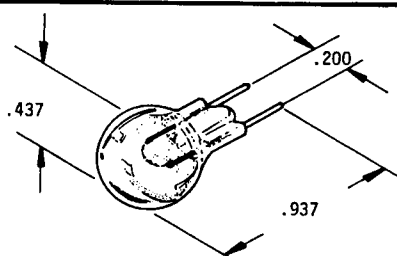


FIG 16 G-3 1/2
Miniature 2-PIN

LAMPS (CONT)

CARTRIDGE LIGHT INDICATOR

LENS COLOR	VOLTS	CURRENT	L A M P D A T A		MTG. DETAIL	FIG NO. PAGE 15-7	LIFE (HRS)	SPECIAL FEATURE	UL RECOG-NIZED	PART NUMBER	CC	++ RC
			LAMP TYPE	ACCEPTS LAMP TYPE								
Yellow	5.	.06A	Incandescent	Not replaceable	A5	11	50k	1.25-inch wire leads		150-0121-01	I	
Yellow	14.	.023A	Incandescent	Not replaceable	A5	11	200k	w/connector		150-0123-10		
Yellow	14.	.023A	Incandescent	Not replaceable	A5	11	200k	6-inch wire leads		150-0123-01	J-	
Yellow	14.	.08A	Incandescent	Not replaceable		3+	15k	Cartridge type (plug-in)	X	150-0089-00	I+	
Yellow	14.	.08A	Incandescent	Not replaceable	A13	12	15k	8-inch wire leads		150-0133-01	H	
Amber	5.	.06A	Incandescent	Not replaceable	A5	11	50k	4-inch wire leads		150-0191-00	I	
Amber	28.	.04A	Incandescent	Not replaceable		3+		Cartridge type (plug-in)		150-0032-00	J-	
Amber	115.		Neon	Not replaceable		10		With 30k resistor, 4.5-inch leads	X	150-0175-00	I	
Amber	115.		Neon	Not replaceable		10		With (2) 131-1215-00 connectors	X	150-0175-01	J+	
Amber	135.	1.9mA	C2A neon	Not replaceable	A18	8		Cartridge type bushing mount		150-0041-00	K-	
Blue	10.	.04A	Incandescent	Not replaceable		2				150-0104-00	J-	
Blue	14.	.023A	Incandescent	Not replaceable	A5	11	200k	8-inch wire leads		150-0123-04	K+	
Blue	28.	.04A	Incandescent	Not replaceable		3+	7k	Cartridge type (plug-in)		150-0091-00	I+	
White	5.	.06A	680 Incand.	Not replaceable	A72	1		Cartridge type bushing mount		150-0038-00	K+	
White	5.	.06A	Incandescent	Not replaceable	A5	11	50k	1.25-inch wire leads		150-0121-00	I	
White	10.	.027A	Incandescent	Not replaceable	A5	11	10k	4-inch wire leads		150-0193-00	J-	
White	10.	.027A	Incandescent	Not replaceable	A5	11	10k	4-inch wire leads w/connectors		150-0193-01		
White	10.	.04A	Incandescent	Not replaceable		3+	6k	Cartridge type (plug-in)		150-0052-00	J+	
White	14.	.023A	Incandescent	Not replaceable	A5	11	200k	6-inch wire leads		150-0123-00	J-	
White	14.	.023A	Incandescent	Not replaceable	A5	11	200k	Wire leads		150-0123-05	J+	3I
White	14.	.023A	Incandescent	Not replaceable	A5	11	200k	Wire leads with connectors		150-0123-06		
White	14.	.023A	Incandescent	Not replaceable	A5	11	200k	6.75/2.75 long leads		150-0123-11		
White	100.	.7mA	A9A neon	Not replaceable	A18	8		Cartridge type bushing mount		150-0019-00	J	
White			No lamp	T-1 midg flg base	A72	5	200k	Isolated case		136-0382-00	K-	
Clear	28.	.04A	Incandescent	Not replaceable		3+	25k	Cartridge type (plug-in)		150-0184-00	J+	
Clear	135.	1.9mA	C2A neon	Not replaceable	A18	8		Cartridge type bushing mount		150-0040-00	J+	2I
Clear			No lamp	T-3 1/4 min bay	A30	7		**Lens frosted; 56k resistance		136-0028-00		
Clear			No lamp		A18	14		Cartridge type		136-0164-00	J-	
Green	5.	.06A	Incandescent	Not replaceable	A5	11	50k	w/connectors		150-0121-06		
Green	5.	.06A	Incandescent	Not replaceable	A5	11	50k	4-inch wire leads ground		150-0121-02	I-	
Green	5.	.06A	Incandescent	Not replaceable	A5	11	50k	w/connectors		150-0121-09		
Green	5.	.06A	Incandescent	Not replaceable	A5	11		4.75 long leads		150-0121-08		
Green	5.	.06A	Incandescent	Not replaceable	A5	11		4.125 long leads		150-0121-07	J+	
Green	5.	.06A	Incandescent	Not replaceable	A5	11		w/connector		150-0121-05	J+	
Green	5.	.06A	Incandescent	Not replaceable	A5	11		w/connector		150-0121-04	K+	
Green	5.	.06A	Incandescent	Not replaceable	A5	11		4. long leads		150-0121-10		
Green	6.	.2A	328 Incand.	T-1 3/4 midg flg	A25	6		Lens frosted, ground case		136-0031-01		
Green	6.3	.2A	Incandescent	Not replaceable		3+	50k	Cartridge type (plug-in)		150-0087-00	I+	
Green	6.3	.2A	Incandescent	Not replaceable	A13	13	20k	2 & 4-inch wire leads		150-0134-00	H	3H
Green	10.	.04A	Incandescent	Not replaceable		2+	6k	Cartridge type (plug-in)		150-0065-00	I+	3G
Green	10.	.07A	Incandescent	Not replaceable	A13	13	50k	2-inch wire leads		150-0170-00	H	3J
Green	14.	.023A	Incandescent	Not replaceable	A5	11	200k	w/lens		150-0123-09	K-	
Green	14.	.023A	Incandescent	Not replaceable	A5		200k	8-inch wire leads		150-0123-03	J-	
Green	28.	.04A	Incandescent	Not replaceable		3+		Cartridge type (plug-in)		150-0033-00	I+	
Green	115.		Neon	Not replaceable	A25	10		With internal resistor	X	150-0174-00	J	
Green	115.		Neon	Not replaceable	A25	10		With (2) 131-1215-00 connectors	X	150-0174-01	K-	
Green			No lamp	T-1 midg flg base	A10	4		Grounded case		136-0223-00	J+	3F
Green			No lamp	T-1 midg flg base	A72	5		Isolated case		136-0279-00	K-	
Green			No lamp	T-3 1/4 min bay	A30	7		**Lens frosted on back		136-0027-00	J+	
Green			No lamp	T-1 3/4 midg flg	A25	6		Dimmer lens; ground case		136-0244-00	K	
Red	5.	.06A	No lamp			16	200k	.5-inch wire leads		150-0197-00	I+	
Red	6.	.06A	Incandescent	T-1 3/4 midg flg	A25	6		Lens frosted, ground case		136-0031-00		
Red	14.	.023A	Incandescent	Not replaceable	A5	11	200k	8-inch wire leads		150-0123-02	J-	
Red	14.	.023A	Incandescent	Not replaceable	A5	11	200k	4.5 long leads		150-0123-12		
Red	14.	.023A	Incandescent	Not replaceable	A5	11	200k	w/connectors		150-0123-07	K-	
Red	14.	.023A	Incandescent	Not replaceable	A5	11	200k	w/connectors		150-0123-08	K-	
Red	14.	.08A	Incandescent	Not replaceable	A13	12	15k	2-inch wire leads		150-0133-00	H	
Red	14.	.08A	Incandescent	Not replaceable		3	50k	Cartridge type (plug-in)	X	150-0090-00	I+	3G
Red	28.	.04A	Incandescent	Not replaceable		3+		Cartridge type (plug-in)		150-0034-00	J-	
No lens	35.	1. A	No lamp	Miniature bayonet	A30	9		**Lenses listed below		136-0025-00	I	

** USE LENS 378-0513-00 (GREEN), 378-0529-00 (RED), 378-0530-00 (YELLOW), 378-0531-00 (GREEN) ON PART NUMBER 136-0025-00. ALSO INTERCHANGEABLE WITH LENSES FURNISHED ON PART NUMBER 136-0027-00 AND 136-0028-00.

+ FIG. 2 AND 3 MOUNT IN PART NUMBER 136-0164-00 (FIG. 16) PAGE 15-7 ALSO 152-0141-00 & 352-0173-00, LAMPHOLDER SECTION, PAGE 15-10.

SWITCHES WITH LIGHTEN PUSHBUTTONS:

260-0717-00 Transparent green lens
 260-0518-00 Transparent red lens
 260-0581-00 Transparent red lens
 260-0864-00 Translucent white lens
 260-0779-00 Transparent colorless lens

LAMPS (CONT)

CARTRIDGE LIGHT INDICATOR

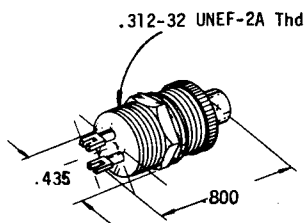
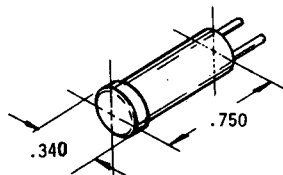
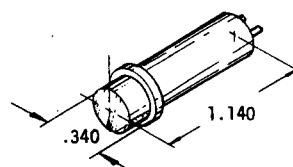


FIG 1



LEAD SPACING .160
FIG 2



LEAD SPACING .160
FIG 3

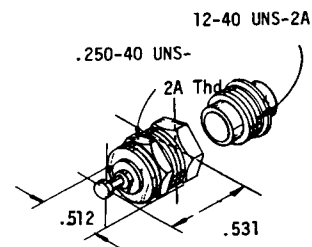


FIG 4

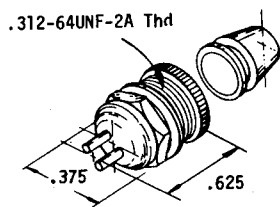


FIG 5

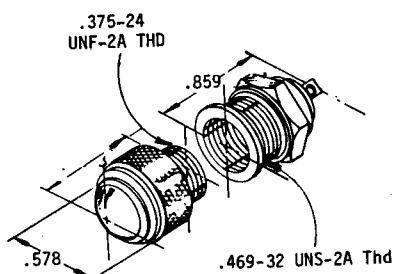


FIG 6

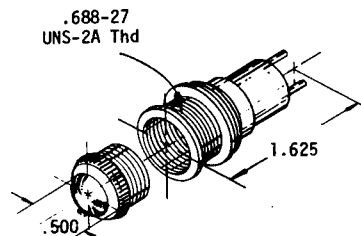


FIG 7

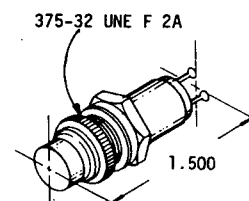


FIG 8

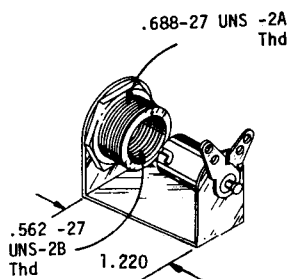


FIG 9

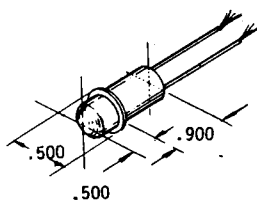


FIG 10

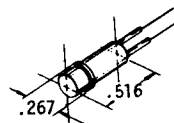


FIG 11

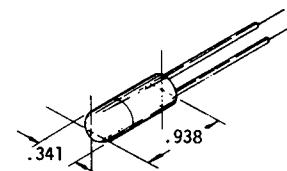


FIG 12

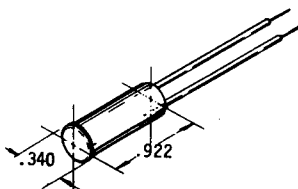


FIG 13

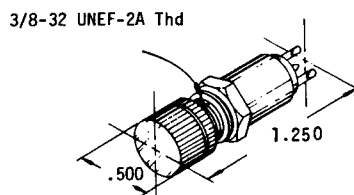


FIG 14

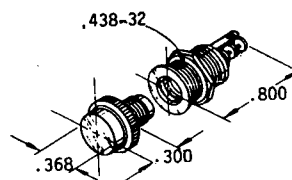


FIG 15

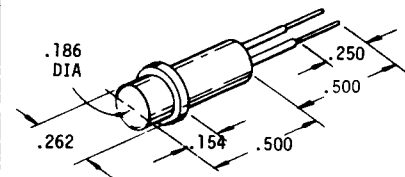


FIG 16

++ CATALOG RELIABILITY CODES

USAGE/YR	CODE	FAILURE FREQ	CODE	%/YR (median)
≥10	1	1/100 000	A	.001
≥100	2	1/50 000	B	.002
≥1 000	3	1/20 000	C	.005
≥10 000	4	1/10 000	D	.01
≥100 000	5	1/5 000	E	.02
≥1 000 000	6	1/2 000	F	.05
≥10 000 000	7	1/1 000	G	.1
		1/500	H	.2
		1/200	I	.5
		1/100	J	1.0+

COST CODE

(CC COLUMN)

CODE	A	B	C	D	E	F	G	H	I	J	K	L	M	N	O
⌘ VALUE with +	.75¢	2¢	3.75¢	6¢	10¢	18¢	35¢	60¢	\$1	\$2	\$3.75	\$6	\$10	\$18	\$35+
⌘ VALUE no suffix	.5¢	1.5¢	3¢	5¢	8¢	15¢	25¢	50¢	75¢	\$1.50	\$3	\$5	\$8	\$15	\$25
⌘ VALUE with -	.2¢	1.25¢	2.5¢	4.25¢	7¢	13¢	22¢	40¢	65¢	\$1.25	\$2.50	\$4.25	\$7	\$13	\$22

For further explanation of this code, see page 0-25.

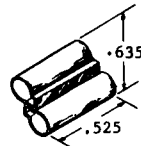
NOTE: Costs may vary from order to order due to order quantities, vendor, etc.

LAMPS (CONT)

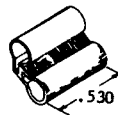
LAMPHOLDER

HOLDER, LENS, COVER, SHIELD COMBINATION
ALL PLASTIC USE WITH NEON LAMPS

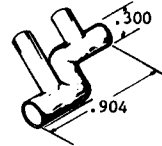
PART NUMBER	CC	COVER AND SHIELD	CC
136-0429-00	D	Uses 337-1430-00	B
136-0430-00	F-	Uses 337-1430-00	B
136-0431-00	F+	Uses 337-1430-00	B
378-0694-00	E+	Uses 200-1254-00	E
378-0702-00	D	Uses 200-1298-00	F
378-0703-00	E+	Uses 337-1430-00	B
378-0729-00	F+	200-1482-00 or 1483	F



200-1483-00



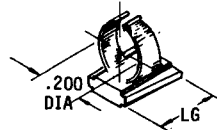
200-1482-00




200-1298-00



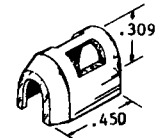
200-1254-00



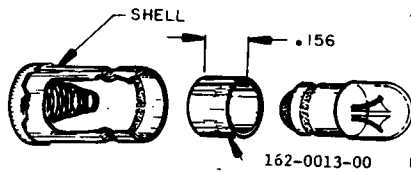
136-0429-00	LG
136-0430-00	.150
136-0431-00	.160
378-0702-00	.240
378-0703-00	.285



378-0702-00	- .3 LG
378-0729-00	- .593 LG
378-0694-00	- .4 LG



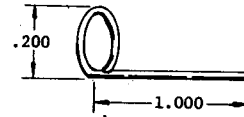
337-1430-00



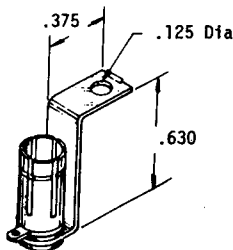
162-0013-00 CC-B+

ASSEMBLY INSTRUCTIONS FOR ALL MIDGET GROOVE LAMP HOLDERS

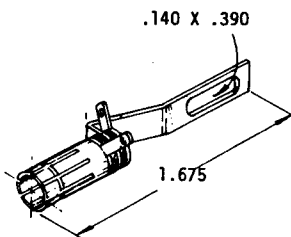
NOTE: Without this insulation the spring contact sometimes shorts to the outer shell.



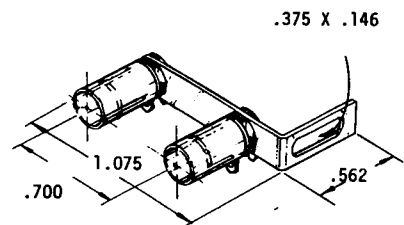
343-0043-00 CC- D+



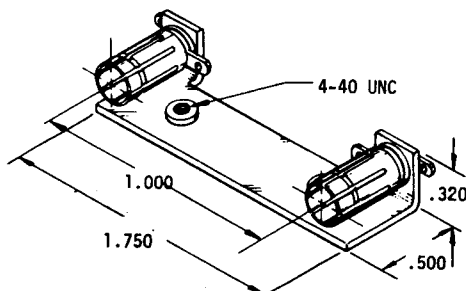
136-0396-00 CC: G+
(Accepts midget groove lamp.)



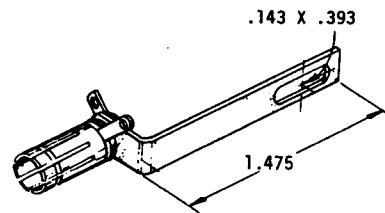
136-0273-00 CC: H
(Accepts midget groove lamp.)
RC: 4D



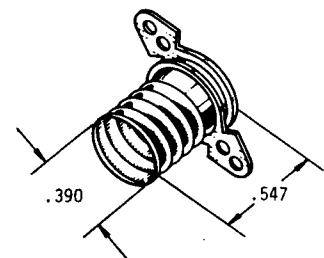
136-0277-00 CC: I
(Accepts midget groove lamps.)
RC: 3G



136-0456-00 CC: I
(Accepts midget groove lamps.)



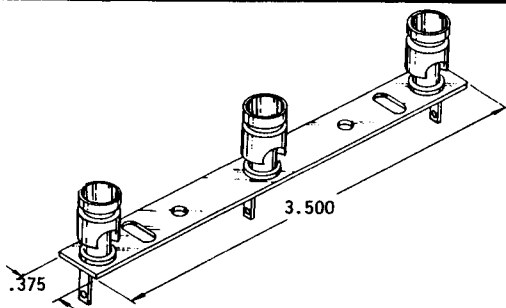
136-0264-00 CC: G+
(Accepts midget groove lamp.)



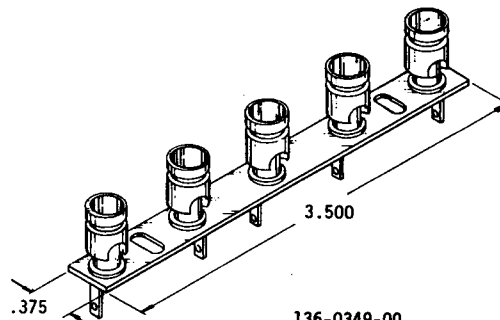
136-0458-00 CC: G+
(Accepts T-3 1/4 bulbs)

LAMPS (CONT)

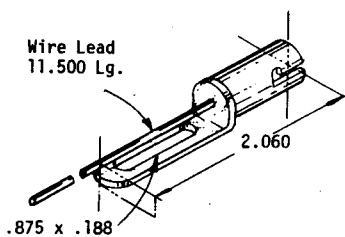
LAMPHOLDER



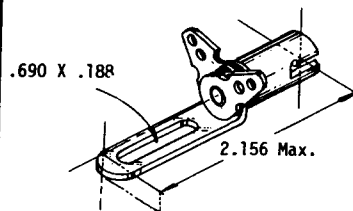
136-0445-00 CC: J-
(Accepts 3 midget groove lamps.)



136-0349-00
(Accepts 5 midget groove lamps.)

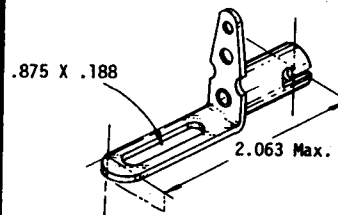


136-0112-00 CC: E+
(Accepts miniature bayonet lamp.)

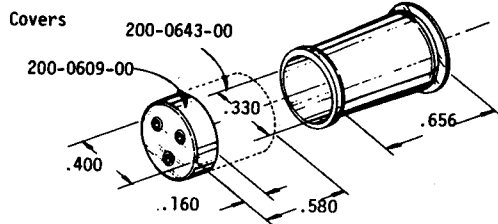


136-0035-00 CC: G
(Accepts miniature bayonet lamp.)

++RC: 4E



136-0001-00
(Accepts miniature bayonet lamp.)

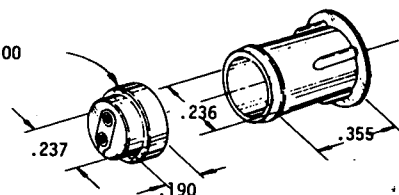


352-0084-00 CC: D+
352-0084-01 CC: E-
352-0084-02 CC: T- ++RC: 4E

(Accepts T-2 or smaller dia. unbased lamp.)

Used with lenses; 378-0541-00, 378-0541-01, 378-0541-02, or 378-0600-00.

Cover
200-0935-00



352-0157-00, White CC: E
352-0157-01, Black CC: E

(Accepts T-1 or smaller dia. unbased lamp.)

Used with lenses; 378-0602-00, 378-0602-01, or 378-0602-02.

COST CODE (CC COLUMN)

CODE	A	B	C	D	E	F	G	H	I	J	K	L	M	N	O
% VALUE with +	.75¢	2¢	3.75¢	6¢	10¢	18¢	35¢	60¢	\$1	\$2	\$3.75	\$6	\$10	\$18	\$35+
% VALUE no suffix	.5¢	1.5¢	3¢	5¢	8¢	15¢	25¢	50¢	75¢	\$1.50	\$3	\$5	\$8	\$15	\$25
% VALUE with -	.2¢	1.25¢	2.5¢	4.25¢	7¢	13¢	22¢	40¢	65¢	\$1.25	\$2.50	\$4.25	\$7	\$13	\$22

NOTE: Costs may vary from order to order due to order quantities, vendor, etc.

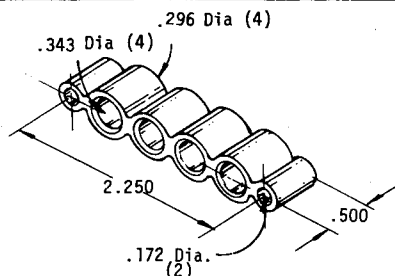
++ RELIABILITY CODES

USAGE/YR	CODE	FAILURE FREQ	CODE	%/YR (median)
≥10	1	1/100 000	A	.001
≥100	2	1/50 000	B	.002
≥1 000	3	1/20 000	C	.005
≥10 000	4	1/10 000	D	.01
≥100 000	5	1/5 000	E	.02
≥1 000 000	6	1/2 000	F	.05
≥10 000 000	7	1/1 000	G	.1
		1/500	H	.2
		1/200	I	.5
		1/100	J	1.0+

For further explanation of this code, see page 0-25.

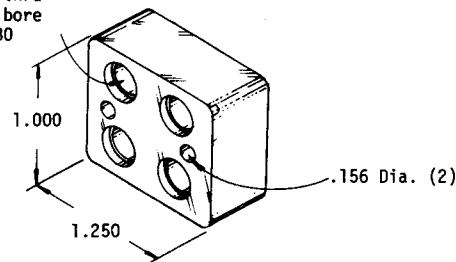
LAMPS (CONT)

LAMPHOLDER

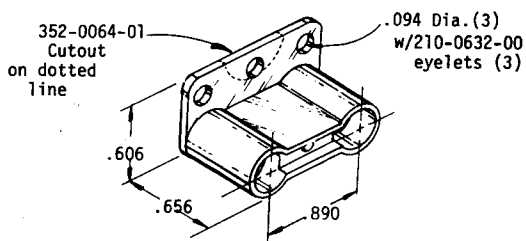


(Holds lamps shown in Fig's 2 & 3 of CARTRIDGE LAMP section) 352-0141-00 CC: G

.296 hole thru
w/counter bore
.343 x .080
deep (4)



(Holds lamps shown in Fig's 2 & 3 of CARTRIDGE LAMP section) 352-0173-00 CC: G-



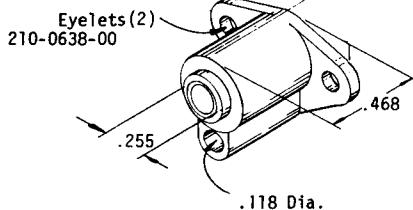
(Accepts T-2 or smaller diameter unbased lamps)

352-0064-00 CC: H-

352-0064-01 CC: I-

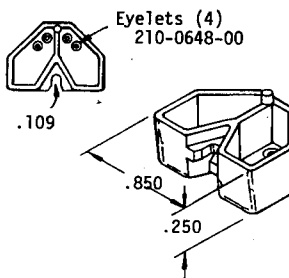
352-0064-02 CC: F-

(Used with one of the following lenses: 378-0541-00, 378-0541-01, 378-0541-02, and 378-0600-00).



(Accepts T-2 or smaller diameter unbased)

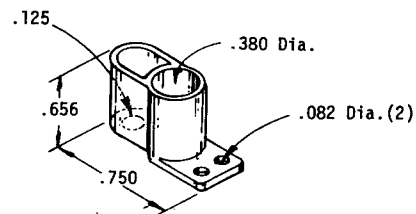
352-0038-00



(Accepts T-1 3/4 lamp)

352-0340-00 CC: G-

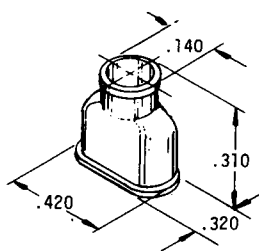
352-0340-01 CC: D



(Accepts T-2 or smaller diameter unbased lamps)

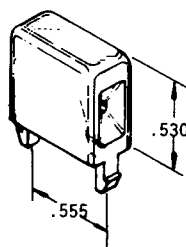
352-0067-00 CC: F+

(Used with one of the following lenses: 378-0541-00, 378-0541-01, 378-0541-02, and 378-0600-00).



(Accepts T-1 lamp) 352-0277-00 CC: F-

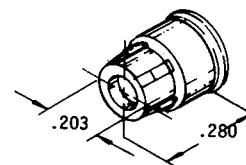
(Used with one of the following lenses: 378-0690-00, 378-0690-01, 378-0690-02, 378-0690-03, 378-0690-04, 378-0690-05)



(Accepts T-1 3/4 lamp)

*352-0331-00 CC: C+

(Used with one of the following lenses: 378-0745-00, 378-0803-00, and 378-0803-01)



.234 O.D., .110 I.D., .280 Long

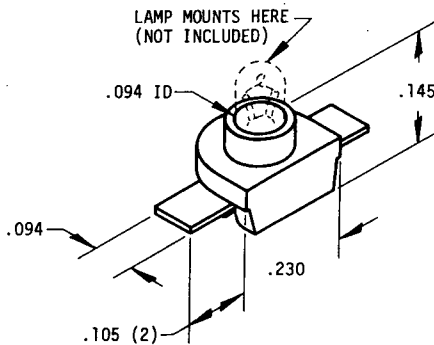
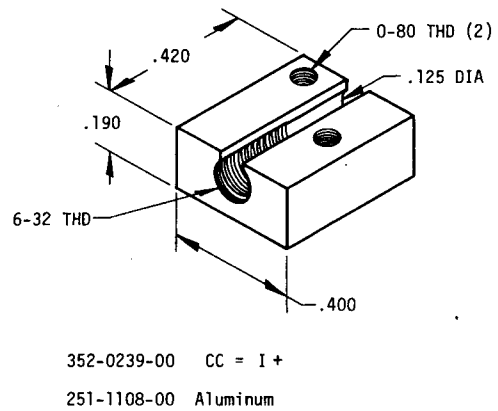
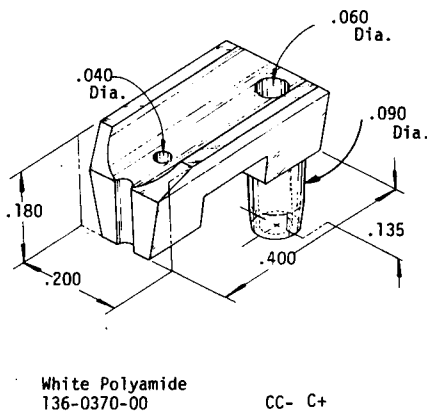
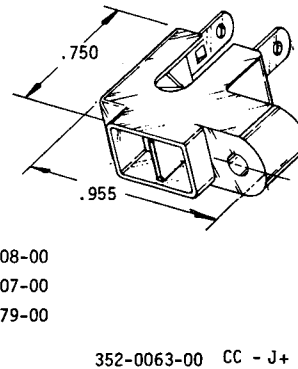
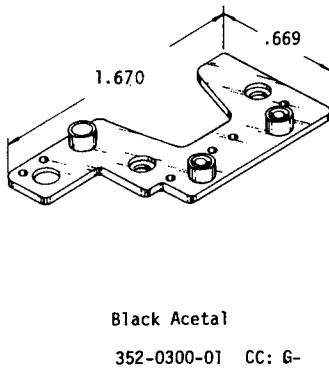
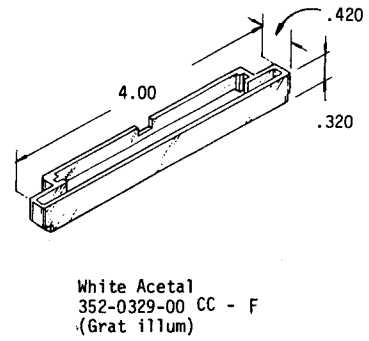
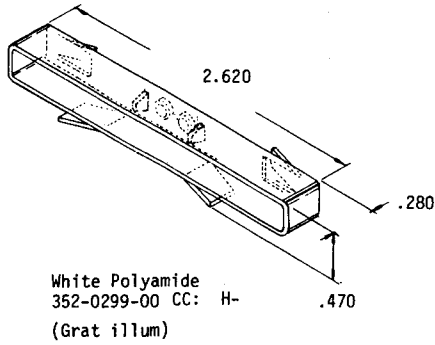
352-0366-00 CC: G-

* SAFETY CONTROLLED.

++ FOR RELIABILITY CODE, SEE PAGE 15-2.

LAMPS (CONT)

LAMPHOLDER



COST CODE (CC COLUMN)

CODE	≈ VALUE with -	≈ VALUE no suffix	≈ VALUE with +
A	.2¢	.5¢	.75¢
B	1.25¢	1.5¢	2¢
C	2.5¢	3¢	3.75¢
D	4.25¢	5¢	6¢
E	7¢	8¢	10¢
F	13¢	15¢	18¢
G	22¢	25¢	35¢
H	40¢	50¢	60¢
I	65¢	75¢	\$1
J	\$1.25	\$1.50	\$2
K	\$2.50	\$3	\$3.75
L	\$4.25	\$5	\$6
M	\$7	\$8	\$10
N	\$13	\$15	\$18
O	\$22	\$25	\$35+

NOTE: Costs may vary from order to order
due to order quantities, vendor, etc.

LAMPS (CONT)

LENS, INDICATOR LIGHT

COLOR	LENS MATERIAL	FIG	SPECIAL CHARACTERISTICS	PART NUMBER	CC
Amber	Plastic	2		378-0600-00	G-
Amber	Plastic	3		378-0613-00	F+
Amber	Plastic	9		378-0690-02	D
Amber	Plastic	9	Marked 20 MHz	378-0690-03	G+
Amber	Plastic	7		378-0602-01	C
Amber	Cellulose, Acetate Butyrate	17	Mtg Hole .250 ±.002	378-0176-00	H
Clear	Plastic	1		378-0541-00	C
Clear	Acrylic	10	2.770 Lg (A Dim.)	378-0745-00	H-
Clear	Acrylic	10	.860 Lg (A Dim.)	378-0803-00	B
Clear	Acrylic	10	1.920 Lg (A Dim.)	378-0803-01	E-
Clear	Acrylic	14		378-0746-01	F+
Clear	Polycarbonate	15		378-0869-00	
Clear	Plastic	3		378-0584-01	
White	Plastic	5	Marked A on front	378-0635-01	I-
White	Plastic	5	Marked B on front	378-0635-02	I-
White	Plastic	5	Marked S on front	378-0635-03	I-
White	Plastic	11		378-0689-00	G-
White	Plastic	11	11 378-0689-00 Assembly	378-0689-01	K
White	Plastic	5		378-0635-00	E+
White	Polycarbonate	16		378-0742-00	G-
Yellow	Plastic	6		378-0530-00	
Green	Plastic	1		378-0541-01	E-
Green	Plastic	3		378-0584-00	E
Green	Plastic	7		378-0602-00	D+
Green	SI Rubber	4	Self retaining on T-1 lamp	378-0750-00	G+
Green	Cellulose, Acetate Butyrate	17	Mtg Hole .250 ±.002	378-0177-00	H
Green	Plastic	6		378-0531-00	
Green	Glass	8		378-0513-00	H+
Green	Plastic	9	Marked TRIG'D	378-0690-06	G+
Green	Plastic	9		378-0690-00	D-
Green	Plastic	12		378-0711-00	F+
Green	Plastic	9	Marked READY	378-0690-05	G+
Red	Plastic	7		378-0602-02	D-
Red	Acrylic	13	For LED	378-0741-00	
Red	Plastic	1		378-0541-02	C
Red	Plastic	3		378-0583-00	E+
Red	Cellulose, Acetate Butyrate	17	Mtg. Hole .250 ±.002	378-0175-00	H
Red	SI Rubber	4	Self Retaining on T-1 lamp	378-0749-00	G+
Red	Plastic	6		378-0529-00	
Red	Plastic	9		378-0690-01	D-
Red	Plastic	9	Marked RESET	378-0690-04	G+
Red	Plastic	12		378-0710-00	F+
Blue	Acrylic	7		378-0602-03	G+

COST CODE (CC COLUMN)

CODE	A	B	C	D	E	F	G	H	I	J	K	L	M	N	O
≈ VALUE with +	.75¢	2¢	3.75¢	6¢	10¢	18¢	35¢	60¢	\$1	\$2	\$3.75	\$6	\$10	\$18	\$35+
≈ VALUE no suffix	.5¢	1.5¢	3¢	5¢	8¢	15¢	25¢	50¢	75¢	\$1.50	\$3	\$5	\$8	\$15	\$25
≈ VALUE with -	.2¢	1.25¢	2.5¢	4.25¢	7¢	13¢	22¢	40¢	65¢	\$1.25	\$2.50	\$4.25	\$7	\$13	\$22

NOTE: Costs may vary from order to order due to order quantities, vendor, etc.

LAMPS (CONT)

LENS, INDICATOR LIGHT

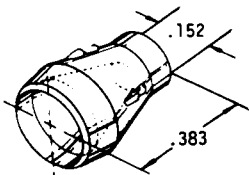


FIG 1

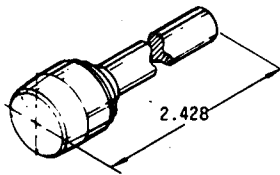


FIG 2

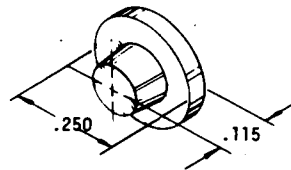


FIG 3

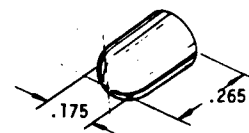


FIG 4

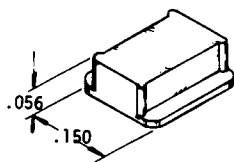


FIG 5

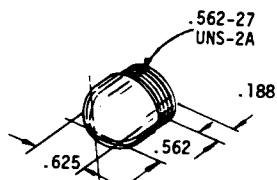


FIG 6

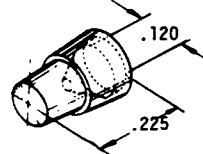


FIG 7

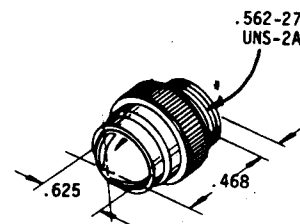


FIG 8

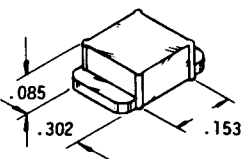


FIG 9

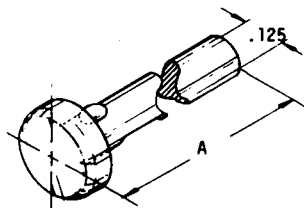


FIG 10

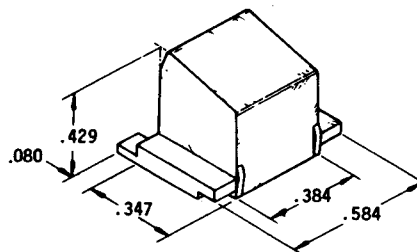


FIG 11

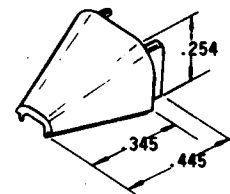


FIG 12

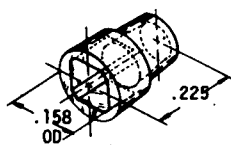


FIG 13

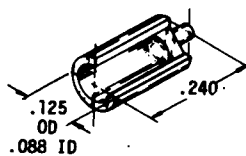


FIG 14




FIG 15

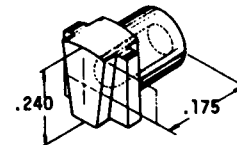


FIG 16

CROSS REFERENCE INDEX

LAMPS, LENS AND LAMPHOLDERS

PART NUMBER	DESCRIPTION	PAGE NO	STATUS §§	PART NUMBER	DESCRIPTION	PAGE NO	STATUS §§
136-0001-00	Lampholder	15-9	OB	150-0050-00	Lamp, Glow	15-3	CR
136-0025-00	Lamp, Cartridge	15-6	CR	150-0051-00	Lamp, Glow	15-3	CS
136-0026-00	Lamp, Indicator		NP	150-0052-00	Lamp, Cartridge, White	15-6	CS
136-0027-00	Lamp, Cartridge, Green	15-6	CS	150-0053-00	Lamp, Glow	15-3	CR
136-0028-00	Lamp, Cartridge, Clear	15-6	OB	150-0054-00	Lamp, Incandescent	15-4	OB
136-0031-00	Lamp, Cartridge, Red	15-6	OB	150-0055-00	Lamp, Glow	15-3	CR
136-0031-01	Lamp, Cartridge, Green	15-6	OB	150-0056-00	Lamp, Cartridge, Amber		NP
136-0035-00	Lampholder	15-9	CR	150-0057-00	Lamp, Incandescent		NP
136-0047-00	Lampholder, Red		LS	150-0057-01	Lamp, Incandescent	15-4	CR
136-0079-00	Lampholder, Green		LR	150-0057-02	Lamp, Incandescent	15-4	CR
136-0112-00	Lampholder	15-9	CS	150-0057-03	Lamp, Incandescent	15-4	CR
136-0152-00	Lampholder	15-9	OB	150-0058-00	Lamp, Glow		OB
136-0160-00	Lampholder, Red		OB	150-0059-00	Lamp, Incandescent	15-4	CR
136-0164-00	Lamp, Cartridge, Clear	15-6	CR	150-0065-00	Lamp, Cartridge, Amber		CS
136-0205-00	Lampholder		CS	150-0065-00	Lamp, Cartridge, Green	15-6	CR
136-0223-00	Lamp, Cartridge, Green	15-6	CR	150-0066-00	Lamp, Cartridge, Red		CS
136-0244-00	Lamp, Cartridge, Green	15-6	CS	150-0067-00	Lamp, Glow	15-3	CR
136-0264-00	Lampholder	15-8	CR	150-0068-00	Lamp, Cartridge, Green		OB
136-0273-00	Lampholder	15-8	CR	150-0070-00	Lamp, Glow		OB
136-0277-00	Lampholder	15-8	CS	150-0071-00	Lamp, Glow		CS
136-0279-00	Lamp, Cartridge, Green	15-6	CR	150-0072-00	Lamp, Incandescent		OB
136-0349-00	Lampholder	15-9	OB	150-0073-00	Lamp, Glow		OB
136-0370-00	Lampholder	15-11	CR	150-0074-00	Lamp, Incandescent		CS
136-0382-00	Lamp, Cartridge, White	15-6	CR	150-0074-01	Lamp, Incandescent		OB
136-0396-00	Lampholder	15-8	CR	150-0075-00	Lamp, Incandescent	15-4	CR
136-0429-00	Lampholder	15-8	CR	150-0076-00	Lamp, Incandescent		OB
136-0430-00	Lampholder	15-8	CR	150-0077-00	Lamp, Incandescent		NP
136-0431-00	Lampholder	15-8	CR	150-0077-01	Lamp, Incandescent	15-4	CR
136-0445-00	Lampholder	15-9	CR	150-0078-00	Lamp, Incandescent	15-4	PP
136-0456-00	Lampholder	15-8	CR	150-0079-00	Lamp, Glow		OB
136-0458-00	Lampholder	15-8	CR	150-0080-00	Lamp, Incandescent		OB
136-0462-00	Lampholder		LS	150-0082-00	Lamp, Incandescent		DL
136-0463-03	Lampholder, Green		LS	150-0083-00	Lamp, Incandescent		CS
136-0465-00	Lampholder		DL	150-0084-00	Lamp, Glow	15-3	CR
136-0616-00	Lampholder		OT	150-0085-00	Lamp, Glow	15-3	CR
150-0001-00	Lamp, Incandescent	15-4	CR	150-0086-00	Lamp, Cartridge, Green		NP
150-0002-00	Lamp, Glow	15-3	CR	150-0087-00	Lamp, Cartridge, Green	15-6	CR
150-0003-00	Lamp, Glow	15-3	CR	150-0088-00	Lamp, Incandescent	15-4	CR
150-0004-00	Lamp, Incandescent	15-4	CR	150-0089-00	Lamp, Cartridge, Yellow	15-6	CR
150-0010-00	Lamp, Glow		OB	150-0090-00	Lamp, Cartridge, Red	15-6	CR
150-0015-00	Lamp, Incandescent		CS	150-0091-00	Lamp, Cartridge, Blue	15-6	CS
150-0016-00	Lamp, Incandescent		CS	150-0092-00	Lamp, Incandescent		NP
150-0017-00	Lamp, Incandescent		CS	150-0093-01	Lamp, Incandescent		NP
150-0018-00	Lamp, Incandescent	15-4	CS	150-0093-01	Lamp, Incandescent	15-4	CR
150-0019-00	Lamp, Cartridge, White	15-6	CR	150-0094-00	Lamp, Incandescent		EN
150-0020-00	Lamp, Cartridge		OB	150-0097-00	Lamp, Incandescent	15-4	CR
150-0021-00	Lamp, Glow	15-3	CR	150-0097-01	Lamp, Incandescent	15-4	CR
150-0022-00	Lamp, Glow		EN	150-0098-00	Lamp, Incandescent		NP
150-0023-00	Lamp, Glow		NP	150-0098-01	Lamp, Incandescent	15-4	CR
150-0025-00	Lamp, Glow		NP	150-0099-00	Lamp, Incandescent		NP
150-0026-00	Lamp, Incandescent		OB	150-0100-00	Lamp, Incandescent	15-4	CR
150-0027-00	Lamp, Glow	15-3	CR	150-0101-00	Lamp, Incandescent		DL
150-0028-00	Lamp, Glow		OB	150-0102-00	Lamp, Incandescent		NP
150-0029-00	Lamp, Incandescent	15-4	CR	150-0102-01	Lamp, Incandescent	15-4	CR
150-0030-00	Lamp, Glow	15-3	CR	150-0103-00	Lamp, Incandescent		LR
150-0031-00	Lamp, Incandescent, Green	15-4	CR	150-0104-00	Lamp, Cartridge, Blue	15-6	CR
150-0032-00	Lamp, Cartridge, Amber	15-6	CS	150-0106-00	Lamp, Incandescent		NP
150-0033-00	Lamp, Cartridge, Green	15-6	CR	150-0106-01	Lamp, Incandescent	15-4	CS
150-0034-00	Lamp, Cartridge, Red	15-6	CS	150-0107-00	Lamp, Incandescent		NP
150-0035-00	Lamp, Glow	15-3	CR	150-0108-00	Lamp, Incandescent	15-4	CS
150-0036-00	Lamp, Incandescent		CS	150-0109-00	Lamp, Incandescent	15-4	CR
150-0037-00	Lamp, Glow	15-3	CR	150-0111-00	Lamp, Glow	15-3	CR
150-0038-00	Lamp, Indicator, White	15-6	CR	150-0112-00	Lamp, Incandescent		CS
150-0039-00	Lamp, Cartridge		CS	150-0113-00	Lamp, Incandescent		OB
150-0040-00	Lamp, Cartridge, Clear	15-6	CR	150-0114-00	Lamp, Cartridge		OB
150-0041-00	Lamp, Cartridge, Amber	15-6	CS	150-0116-00	Lamp, Incandescent	15-4	CR
150-0043-00	Lamp, Cartridge, White		CS	150-0117-00	Lamp, Incandescent	15-4	CS
150-0044-00	Lamp, Incandescent		NP	150-0118-00	Lamp, Incandescent		OB
150-0045-00	Lamp, Incandescent	15-4	CR	150-0119-00	Lamp, Fluorescent		DL
150-0046-00	Lamp, Incandescent	15-4	CR	150-0120-00	Lamp, Incandescent	15-4	CS
150-0047-00	Lamp, Incandescent, Red	15-4	CR	150-0121-00	Lamp, Cartridge, White	15-6	CR
150-0048-00	Lamp, Incandescent		NP	150-0121-01	Lamp, Cartridge, Yellow	15-6	CR
150-0048-01	Lamp, Incandescent	15-4	CR	150-0121-02	Lamp, Indicator, Green	15-6	CR
150-0048-02	Lamp, Incandescent		NP	150-0121-03	Lamp, Indicator, Yellow		DL
150-0049-00	Lamp, Incandescent	15-4	CR	150-0121-04	Lamp, Cartridge, Green	15-6	CR

CROSS REFERENCE INDEX (CONT)

LAMPS, LENS AND LAMPHOLDERS

PART NUMBER	DESCRIPTION	PAGE NO	STATUS§§	PART NUMBER	DESCRIPTION	PAGE NO	STATUS§§
150-0121-05	Lamp, Cartridge, Green	15-6	CR	352-0157-01	Lampholder	15-9	CR
150-0121-06	Lamp, Cartridge, Green	15-6	MP	352-0173-00	Lampholder	15-10	CS
150-0121-07	Lamp, Cartridge, Green	15-6	CR	352-0174-00	Lampholder		NP
150-0121-08	Lamp, Cartridge, Green	15-6	MP	352-0174-01	Lampholder	15-11	CR
150-0121-09	Lamp, Cartridge, Green	15-6	MP	352-0183-00	Lampholder		DL
150-0121-10	Lamp, Cartridge, Green	15-6	MP				
150-0122-00	Lamp, Incandescent	15-4	CS	352-0194-01	Lampholder		NP
150-0123-00	Lamp, Cartridge, White	15-6	CR	352-0230-00	Lampholder		DL
150-0123-01	Lamp, Cartridge, Yellow	15-6	CR	352-0239-00	Lampholder	15-11	CR
150-0123-02	Lamp, Cartridge, Red	15-6	CR	352-0277-00	Lampholder	15-10	CR
150-0123-03	Lamp, Cartridge, Green	15-6	CR	352-0299-00	Lampholder	15-11	CR
150-0123-04	Lamp, Cartridge, Blue	15-6	CS	352-0300-00	Lampholder		NP
150-0123-05	Lamp, Cartridge, White	15-6	CR	352-0300-01	Lampholder	15-11	CR
150-0123-06	Lamp, Cartridge, White	15-6	PP	352-0306-00	Lampholder		DL
150-0123-07	Lamp, Cartridge, Red	15-6	CR	352-0329-00	Lampholder	15-11	CR
150-0123-08	Lamp, Cartridge, Red	15-6	CR	352-0331-00	Lampholder	15-10	CR
150-0123-09	Lamp, Cartridge, Green	15-6	CR	352-0340-00	Lampholder	15-10	CR
150-0123-10	Lamp, Cartridge, Yellow	15-6	MP	352-0340-01	Lampholder	15-10	CR
150-0123-11	Lamp, Cartridge, White	15-6	MP	352-0366-00	Lampholder	15-10	CS
150-0123-12	Lamp, Cartridge, Red	15-6	MP	352-0519-00	Lampholder		CS
150-0125-00	Lamp, Incandescent	15-4	CS	352-0574-00	Lampholder		DL
150-0127-00	Lamp, Incandescent		OB	366-1586-00	Lens, Gray		OB
150-0128-00	Lamp, Incandescent	15-4	CR	366-1587-00	Lens, White		OB
150-0129-00	Lamp, Incandescent	15-4	CR	366-1588-00	Lens, White		OT
150-0130-00	Lamp, Incandescent	15-4	CR	366-1589-00	Lens, White		OT
150-0131-00	Lamp, Incandescent	15-4	CR	366-1590-00	Lens, White		OB
150-0132-00	Lamp, Incandescent		CS	378-0175-00	Lens, Red	15-12	CR
150-0133-00	Lamp, Cartridge, Red	15-6	CR	378-0176-00	Lens, Amber	15-12	CR
150-0133-01	Lamp, Cartridge, Yellow	15-6	CR	378-0177-00	Lens, Green	15-12	CR
150-0134-00	Lamp, Cartridge, Green	15-6	CR	378-0513-00	Lens, Green	15-12	CR
150-0135-00	Lamp, Cartridge		CS	378-0529-00	Lens, Red	15-12	OB
150-0136-00	Lamp, Incandescent		CS	378-0530-00	Lens, Yellow	15-12	OB
150-0137-00	Lamp, Incandescent	15-4	CR	378-0531-00	Lens, Green	15-12	OB
150-0139-00	Lamp, Incandescent	15-4	CR	378-0541-00	Lens, Clear	15-12	CR
150-0170-00	Lamp, Cartridge, Green	15-6	CR	378-0541-01	Lens, Green	15-12	CR
150-0171-00	Lamp, Incandescent		OB	378-0541-02	Lens, Red	15-12	CS
150-0172-00	Lamp, Incandescent		DL	378-0583-00	Lens, Red	15-12	CS
150-0173-00	Lamp, Glow	15-3	OB	378-0584-00	Lens, Green	15-12	CS
150-0174-00	Lamp, Cartridge, Green	15-6	CR	378-0584-01	Lens, Clear	15-12	CM
150-0174-01	Lamp, Cartridge, Green	15-6	CR	378-0600-00	Lens, Amber	15-12	CR
150-0175-00	Lamp, Indicator, Amber	15-6	CR	378-0602-00	Lens, Green	15-12	CR
150-0175-01	Lamp, Indicator, Amber	15-6	CR	378-0602-01	Lens, Amber	15-12	CR
150-0176-00	Lamp, Incandescent		CS	378-0602-02	Lens, Red	15-12	CR
150-0177-00	Lamp, Incandescent		DL	378-0602-03	Lens, Blue	15-12	CR
150-0179-00	Lamp, Photoflash		CR	378-0613-00	Lens, Amber	15-12	CR
150-0180-00	Lamp, Incandescent	15-4	CR	378-0635-00	Lens, White	15-12	CR
150-0181-00	Lamp, Incandescent	15-4	CR	378-0635-00	Lens, White	15-12	CR
150-0184-00	Lamp, Cartridge, Clear	15-6	CS	378-0635-01	Lens, White	15-12	CR
150-0186-00	Lamp, Incandescent		CS	378-0635-02	Lens, White	15-12	CR
150-0187-00	Lamp, Incandescent		CS	378-0635-03	Lens, White	15-12	CR
150-0188-00	Lamp, Incandescent		CS	378-0638-00	Lens, Amber		OB
150-0189-00	Lamp, Incandescent	15-4	CS	378-0639-00	Lens, Red		OB
150-0190-00	Lamp, Incandescent		CS	378-0640-00	Lens, Green		OB
150-0191-00	Lamp, Cartridge, Amber	15-6	PP	378-0689-00	Lens, White	15-12	CR
150-0193-00	Lamp, Incandescent	15-6	PP	378-0689-01	Lens, White (Assembly)	15-12	CR
150-0193-01	Lamp, Incandescent	15-6	PP	378-0690-00	Lens, Green	15-12	CR
150-0194-00	Lamp, Incandescent	15-4	CR	378-0690-01	Lens, Red	15-12	CR
150-0195-00	Lamp, Incandescent	15-4	MP	378-0690-02	Lens, Amber	15-12	CR
150-0197-00	Lamp, Cartridge, Red	15-6	CR	378-0690-03	Lens, Amber	15-12	CR
150-0208-00	Lamp, Incandescent	15-4	PP	378-0690-04	Lens, Red	15-12	CR
343-0043-00	Lampholder	15-8	CR	378-0690-05	Lens, Green	15-12	CR
352-0008-00	Lampholder		CS	378-0690-06	Lens, Green	15-12	CR
352-0038-00	Lampholder	15-10	OB	378-0694-00	Lens	15-8	CR
352-0053-00	Lampholder		OB	378-0702-00	Lens	15-8	CS
352-0059-00	Lampholder		DL	378-0703-00	Lens	15-8	CR
352-0063-00	Lampholder	15-11	CS	378-0710-00	Lens, Red	15-12	CR
352-0064-00	Lampholder	15-10	CR	378-0711-00	Lens, Green	15-12	CR
352-0064-01	Lampholder	15-10	CR	378-0729-00	Lens	15-8	CR
352-0064-02	Lampholder	15-10	CR	378-0741-00	Lens, Red	15-12	OB
352-0067-00	Lampholder	15-10	CR	378-0742-00	Lens, White	15-12	CR
352-0084-00	Lampholder	15-9	CR	378-0745-00	Lens, Clear	15-12	CR
352-0084-01	Lampholder	15-9	CR	378-0746-01	Lens, Clear	15-12	CR
352-0084-02	Lampholder	15-9	CR	378-0749-00	Lens, Red	15-12	CR
352-0129-00	Lampholder		CS	378-0750-00	Lens, Green	15-12	CR
352-0141-00	Lampholder	15-10	CS	378-0803-00	Lens, Clear	15-12	CR
352-0157-00	Lampholder	15-9	CR	378-0803-01	Lens, Clear	15-12	CR
				378-0842-00	Lens, Clear		CS
				378-0869-00	Lens, Clear	15-12	CR

APPLICATION NOTES

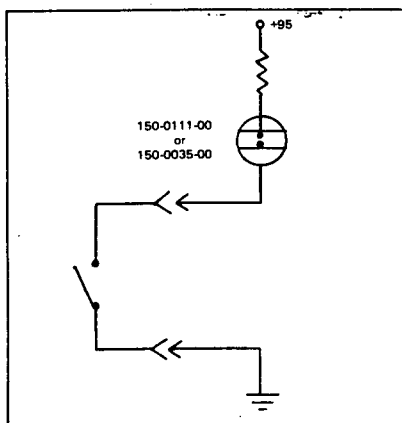
NEON BULB INDICATORS OSCILLATE

Put together a neon bulb, a resistor, a high voltage potential and a little stray capacitance from the circuitry to ground or space, and you've got all the ingredients necessary for a relaxation oscillator.

Unfortunately, an oscillating neon indicator is not exactly desirable near a sensitive trigger circuit.

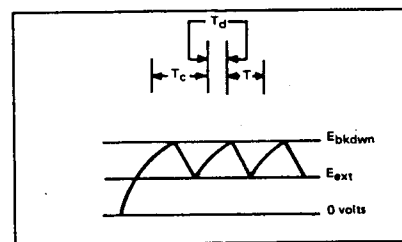
Shunt capacitance as small as 1 pF (i.e. scope probe) can cause parasitic oscillations when observing the high-resistance side of a neon lamp (over 1 megohm).

The 5000 series and some 7000 series plug-ins use neon indicators in circuits similar to the one shown below, and as such are susceptible to oscillation. In fact, one existing circuit has a large ground run directly under the neon bulb, increasing stray capacitance.



When subjected to high humidity, these neon indicators oscillate at frequencies determined by the power supply voltage and the RC time constant. The presence of moisture actually causes a change in the dielectric, increasing the stray capacitance and possibility of oscillation.

As shown in the classic curves above, the capacitor discharge time (T_d), or linearity of the sawtooth, is determined by the dynamic impedance of the neon bulb, the voltage supply and differential between E_{bkdown} and E_{ext} , as well as the value of C.



Frequency of oscillation is approximated by:

$$f = \frac{1}{2.3 RC \log \frac{E_{app} \cdot E_{bkdown}}{E_{app} \cdot E_{ext}}}$$

Some of our neon indicators have been oscillating at about 500 KHz, indicating that the capacitance involved is small. A 1 megohm resistor across the bulb temporarily stopped the oscillation but did not provide a permanent solution.

Neon bulbs will also oscillate if aging has affected the striking voltage. However, the presence of moisture is the main cause of oscillation in our neon indicators.

The best solution to this problem is simply to avoid using neon bulbs in new design.

For more information, contact Ext. 2473, Component Engineering (78-552).

APPLICATION NOTES

EXTEND INCANDESCENT LAMP LIFE

The second you turn on a miniature incandescent lamp, it begins to fail. The lamp filament must be placed in a deterioration or failure mode in order to produce illumination.

Application and environmental conditions under which a lamp operates have a different effect on lamp life. Thus, actual lamp life can vary from five seconds to many hours, depending on lamp design, applied voltage, environmental constrictions and applications.

How is lamp life determined and what tradeoffs must be made to maximize incandescent lamp life expectancy?

LAMP LIFE RATINGS

Published life figures are approximations and intended for use as relative values. Since it is impractical to test all incandescent lamps at rated voltages to determine exact life, accelerated voltages are applied to determine approximate life expectancy.

"Rated average life" or "lamp life" ratings in most catalogs and specifications are an approximations of average lamp under ac operating conditions. Manufacturers do not guarantee a minimum number of operating hours because lamp life is so dependent on application.

SHOCK AND VIBRATION-VOLTAGE TRADEOFFS

High voltage (greater than 6 volts) lamps generally tend to be less stable than lower voltage lamps in terms of brightness and current and they exhibit a more erratic life performance.

One of the most common mistakes in incandescent lamp selection is the assumption that high voltage lamps are less vulnerable to shock and vibration. Just the opposite is true.

For a given lamp size, as the voltage of the filament is increased, there is generally an increase in wire length and a decrease in wire diameter (See figure 2).

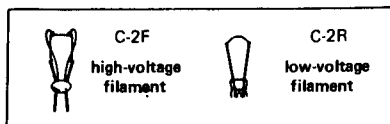


Figure 2 - Different filament configurations.

This means that more grain boundary intersections of the filament are exposed to potential failure. And, higher voltage lamps generally have lower resonant frequencies and a greater number of resonant points which results in a greater tendency for shorting between filament segments.

Being more fragile and more prone to failure, high voltage lamps are best avoided when a low voltage lamp (less than 6 volts) will do. Though more current is required for the same amount of candlepower,

low voltage lamps are much more reliable.

AC VERSUS DC OPERATION

Since lamp life is primarily a function of filament evaporation, there is a minimal life loss from ac or intermittent operation. Failures under ac operation are generally due to "crystallization", although some filament evaporation is present.

However, because of filament evaporation, lamp life under DC operating condition is around $1/5$ the rated average life specified. Hot spots are developed as the filament evaporation accelerates from localized increased resistance.

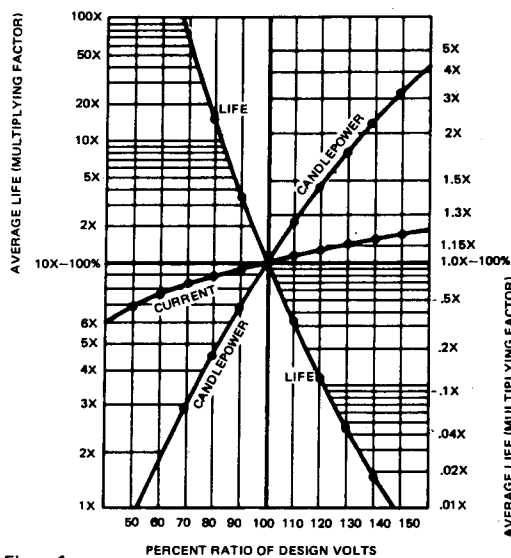


Figure 1

Electromigration on the tungsten filament results in "notching" or a sawtooth surface.

Most Tektronix incandescent lamp applications are under DC operating conditions. The increased filament evaporation causes a substantially lower life expectancy so provisions must be made for easy replacement.

Figure 1 illustrates, among other things, the tradeoffs between applied voltage and average life ratings for lamps operated under ac conditions. (Graph is accurate only for lamps at 5K hours or less rated life). Apply 125% of rated voltage will yield 0.07 x rated average life hours of operation.

For DC applications the suggested formula for life hours is:

$$\text{Life} = 1.8 \times 10^4 \text{ hours} \times (d^{2.5}) \text{ EXP } \frac{\theta}{KT}$$

where d is wire diameter/N CM

$$\theta = 2.72$$

$$K = 8.6 \times 10^{-5}$$

T is filament temperature in °Kelvin

In general, ac operation is recommended with a maintaining current to avoid high inrush current.

VOLTAGE, CURRENT AND CANDLEPOWER TRADEOFFS

An incandescent lamp is basically a constant current device so, at a lower applied voltage candlepower can be traded off for longer life. See Figure 1. A reduction of applied voltage will increase lamp life and decrease candlepower.

As a general rule, candlepower is directly proportional to the 3.5 power of the ratio of applied voltage versus rated voltage. So,

$$\left(\frac{\text{applied voltage}}{\text{rated voltage}} \right)^{3.5} \times \text{MSCP at design volts}$$

Note: MSCP x 4 = lumens

As illustrated in Figure 1, candlepower may be increased at the expense of lamp life.

Current consumption is approximately:

$$\left(\frac{\text{applied voltage}}{\text{rated voltage}} \right)^{0.55} \times \text{current at design volts}$$

The above two formulas are only relative guidelines and apply to ideal conditions. The farther the deviation from rated voltage, the greater the percentage error.

AGED AND SELECTED LAMPS

Some of our purchased lamps are specified for AS15. This means they are age selected by an industry standard and have a candlepower tolerance of +15%.

APPLICATION GUIDELINES

As a general rule, to maximize lamp life you should:

- (1) use lower voltage lamps
- (2) operate under ac conditions
- (3) provide maintaining current
- (4) derate to lowest filament temperature
- (5) Provide impact dampening

Since lamp life is not well predicted, always located lamps for accessible, easy replacement.

For more information, direct questions or comments to Component Engineering.