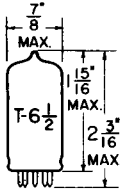


TUNG-SOL

TRIODE PENTODE

MINIATURE TYPE



GLASS BULB

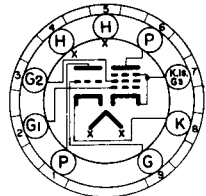
6-2

COATED UNIPOTENTIAL CATHODE

HEATER

6.3 VOLTS 0.45 AMP.

ANY MOUNTING POSITION



BOTTOM VIEW

9 DC

THE 6BL8 IS A TRIODE-PENTODE IN THE 9 PIN MINIATURE CONSTRUCTION. IT IS DESIGNED FOR USE AS A FREQUENCY CHANGER IN TELEVISION RECEIVERS.

DIRECT INTERELECTRODE CAPACITANCES

	TRIODE SECTION	PENTODE SECTION	
INPUT CAPACITANCE	2.5	5.5	pf
OUTPUT CAPACITANCE	1.8	3.8	pf
PLATE TO GRID #1 (MAX.)		0.025	pf
PLATE TO GRID	1.5		pf

BETWEEN PENTODE AND TRIODE SECTIONS:

PENTODE PLATE TO TRIODE PLATE (MAX.)	0.07	pf
PENTODE PLATE TO TRIODE GRID (MAX.)	0.02	pf
PENTODE GRID TO TRIODE PLATE (MAX.)	0.16	pf

RATINGS

INTERPRETED ACCORDING TO DESIGN CENTER SYSTEM

	TRIODE SECTION	PENTODE SECTION	
MAXIMUM PLATE VOLTAGE	250	250	VOLTS
MAXIMUM PLATE DISSIPATION	1.5	1.7	WATTS
MAXIMUM GRID CIRCUIT RESISTANCE	0.5		MEGOHM
MAXIMUM GRID #2 VOLTAGE AT A CATHODE CURRENT OF 14 MAMPS		175	VOLTS
MAXIMUM GRID #2 VOLTAGE AT A CATHODE CURRENT LESS THAN 10 MAMPS		200	VOLTS
MAXIMUM GRID #2 VOLTAGE WITHOUT CURRENT		550	VOLTS
MAXIMUM GRID #2 DISSIPATION AT A PLATE DISSIPATION MORE THAN 1.2 WATTS		0.5	WATT
MAXIMUM GRID #1 CIRCUIT RESISTANCE WITH AUTOMATIC BIAS		1	MEGOHM
MAXIMUM GRID #1 CIRCUIT RESISTANCE WITH FIXED BIAS		0.5	MEGOHM
MAXIMUM CATHODE CURRENT	14	14	MAMPS
MAXIMUM VOLTAGE BETWEEN HEATER AND CATHODE	100	100	VOLTS

CONTINUED ON FOLLOWING PAGE

PRINTED IN U. S. A.

TUNG-SOL

CONTINUED FROM PRECEDING PAGE

TYPICAL CHARACTERISTICS

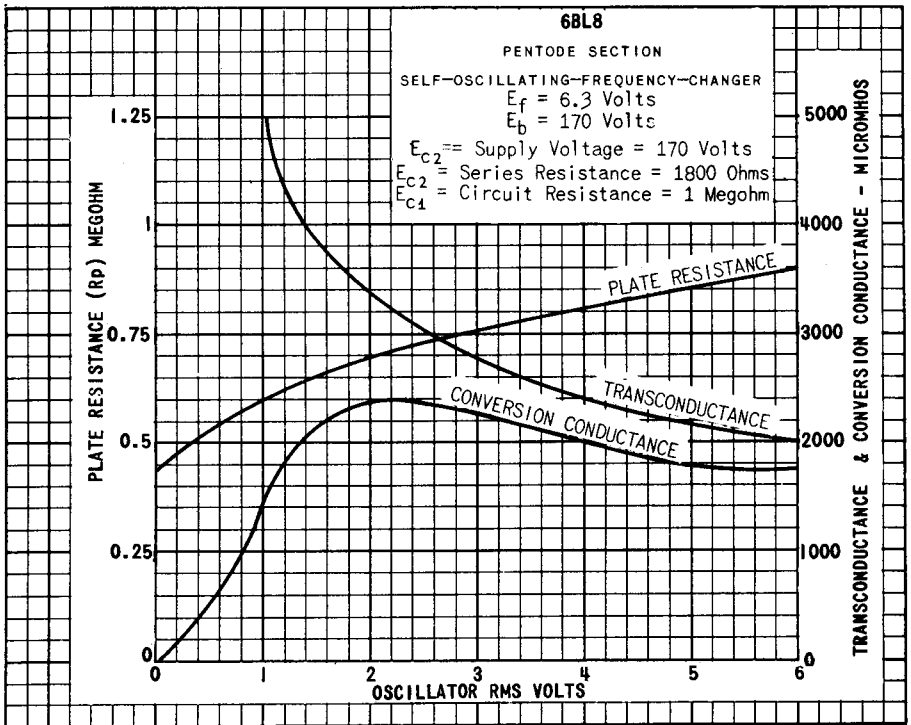
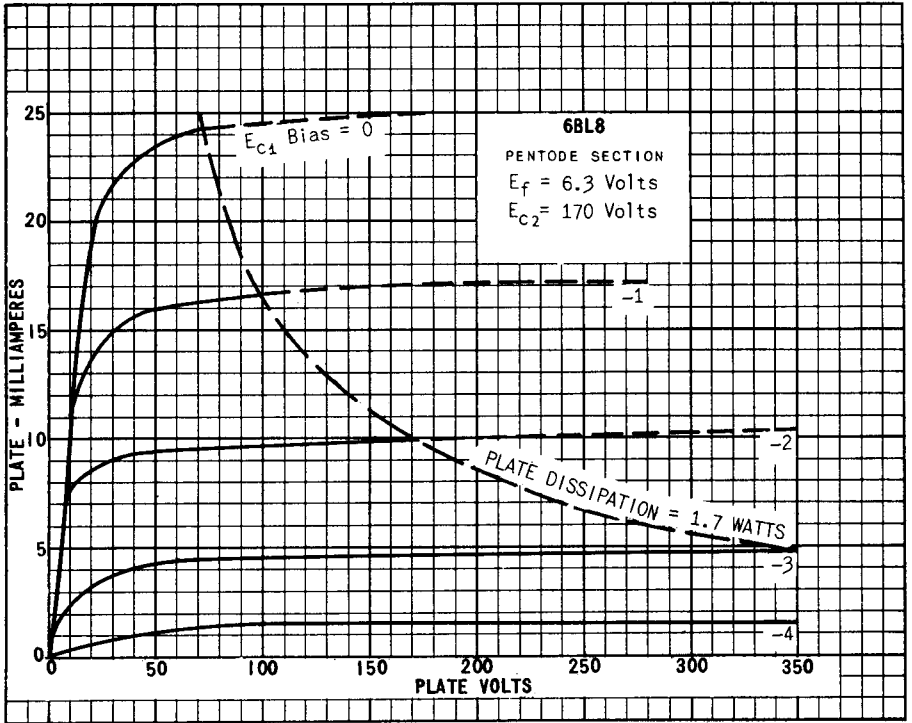
	TRIODE SECTION	PENTODE SECTION	
PLATE VOLTAGE	100	170	VOLTS
GRID #1 VOLTAGE	-2	-2	VOLTS
PLATE CURRENT	14	10	MAMPS
GRID #2 CURRENT		2.8	MAMPS
TRANSCONDUCTANCE	5000	6200	μMHOS
PLATE RESISTANCE		0.4	MEGOHM
AMPLIFICATION FACTOR	20		
AMPLIFICATION FACTOR OF GRID #2 WITH RESPECT TO GRID #1		47	
INPUT RESISTANCE AT 50 MC		10 000	OHMS
EQUIVALENT NOISE RESISTANCE		1 500	OHMS
GRID #2 VOLTAGE		170	VOLTS

OPERATING CHARACTERISTICS

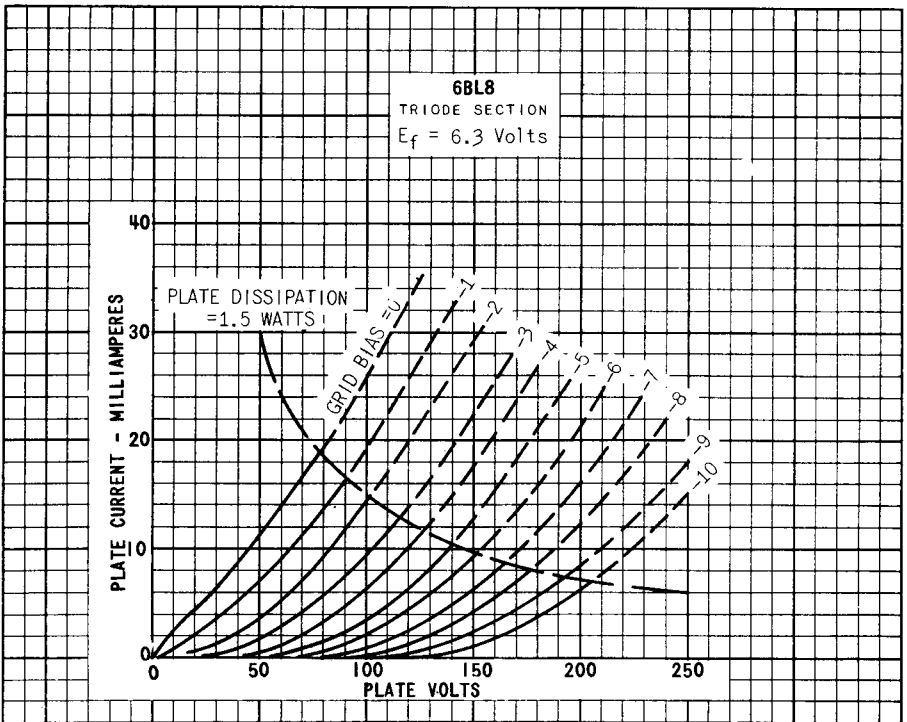
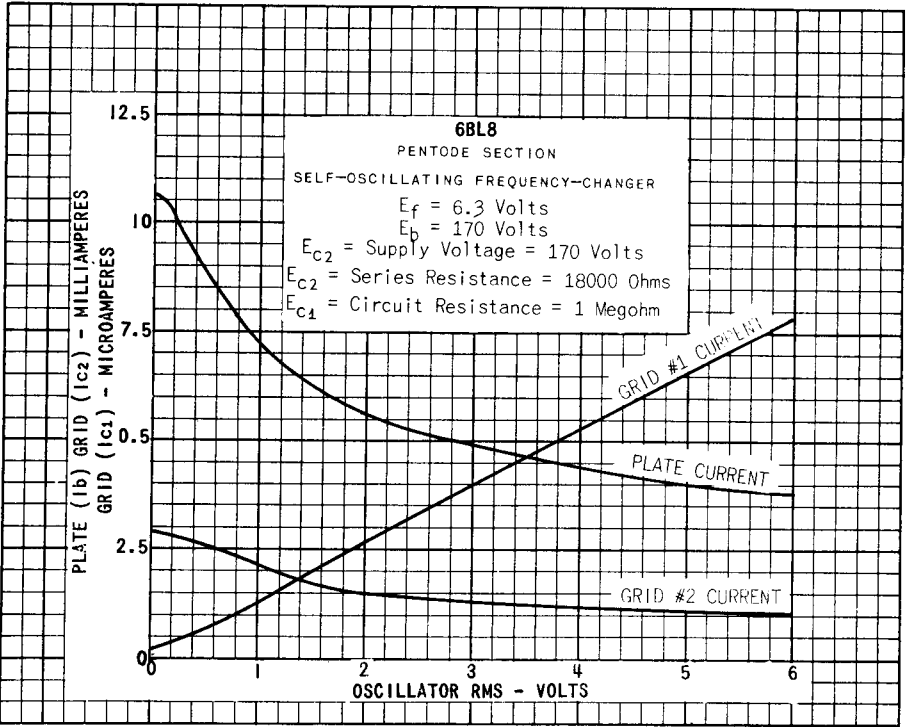
FOR USE AS MIXER

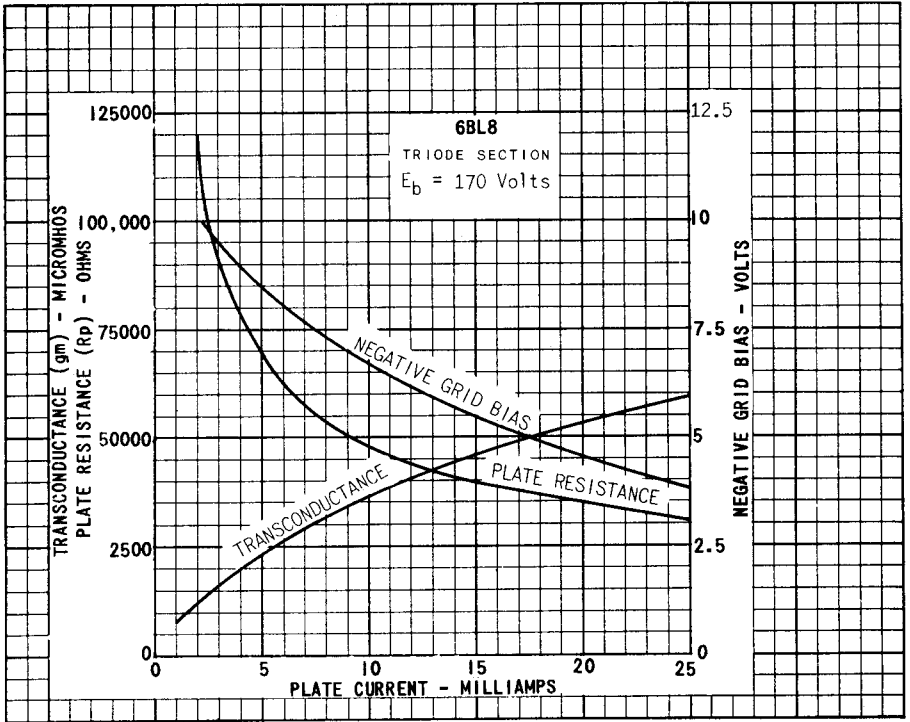
PLATE VOLTAGE	170	170	VOLTS
GRID #2 VOLTAGE	170	170	VOLTS
GRID #1 CIRCUIT RESISTANCE	0.1	0.1	MEGOHM
CATHODE RESISTOR	330	820	OHMS
OSCILLATOR VOLTAGE , RMS	3.5	3.5	VOLTS
PLATE CURRENT	6.5	5.2	MAMPS
GRID #2 CURRENT	2.0	1.5	MAMPS
GRID #1 CURRENT	25	0	μAMP
CONVERSION CONDUCTANCE	2200	2100	μMHOS
PLATE RESISTANCE	0.8	0.87	MEGOHM

OPTIMUM PEAK CATHODE CURRENT OF THE TRIODE SECTION IS FRAME OUTPUT APPLICATION. TO ALLOW FOR TUBE SPREAD, FOR DETERIORATION DURING LIFE AND FOR EMISSION DROP AT UNDERHEATING THE SET SHOULD BE DESIGNED SO THAT WITH A PEAK CATHODE CURRENT OF 100 MA IT STILL OPERATES SATISFACTORILY. IT IS RECOMMENDED THAT THE AMPLITUDE OF THE PEAK CURRENTS OCCURRING WITH FRESH TUBES BE LIMITED AUTOMATICALLY.



PRINTED IN U.S.A.





PRINTED IN U.S.A.