



# 6AU5-GT

6AU5-GT

## BEAM POWER TUBE

### GENERAL DATA

#### Electrical:

Heater, for Unipotential Cathode:

Voltage . . . . . 6.3 . . . . . ac or dc volts  
Current . . . . . 1.25 . . . . . amp

Direct Interelectrode Capacitances (Approx.):<sup>o</sup>

Grid No.1 to plate . . . . . 0.5  $\mu$ f

Grid No.1 to cathode & grid No.3,  
grid No.2, and heater . . . . . 11.3  $\mu$ f

Plate to cathode & grid No.3,  
grid No.2, and heater . . . . . 7  $\mu$ f

Transconductance<sup>#</sup> . . . . . 5600  $\mu$ mhos

Mu-Factor, Grid No.2 to Grid No.1<sup>■</sup> . . . . . 5.9

#### Mechanical:

Mounting Position . . . . . Any

Maximum Overall Length . . . . . 3-5/16"

Maximum Seated Length . . . . . 2-3/4"

Maximum Diameter . . . . . 1-9/32"

Bulb . . . . . T-9

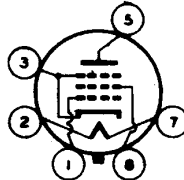
Base . . . . . Intermediate-Shell Octal 6-Pin (JETEC No. B6-8)  
or Short Intermediate-Shell Octal 6-Pin (JETEC No. B6-60)

Basing Designation for BOTTOM VIEW . . . . . 6CK

Pin 1 - Grid No.1

Pin 2 - Heater

Pin 3 - Cathode,  
Grid No.3



Pin 5 - Plate

Pin 7 - Heater

Pin 8 - Grid No.2

### HORIZONTAL DEFLECTION AMPLIFIER

For operation in a 525-line, 30-frame system<sup>□</sup>

#### Maximum Ratings, Design-Center Values:

DC PLATE VOLTAGE . . . . . 550 max. volts

PEAK POSITIVE-PULSE

PLATE VOLTAGE\* (Absolute maximum) . . . . . 5500<sup>o</sup>max. volts

PEAK NEGATIVE-PULSE PLATE VOLTAGE\* . . . . . -1250 max. volts

DC GRID-No.2 (SCREEN) VOLTAGE<sup>†</sup>. . . . . 200 max. volts

<sup>o</sup> With no external shield.

<sup>#</sup> For plate volts = 115, grid-no.2 volts = 175, grid-no.1 volts = -20.

<sup>■</sup> For plate volts = 100, grid-no.2 volts = 100, grid-no.1 volts = -4.5.

<sup>□</sup> As described in "Standards of Good Engineering Practice Concerning Television Broadcast Stations", Federal Communications Commission.

\* The duration of the voltage pulse must not exceed 15 per cent of one horizontal scanning cycle. In a 525-line, 30-frame system, 15 per cent of one horizontal scanning cycle is 10 microseconds.

<sup>•</sup> Under no circumstances should this absolute value be exceeded.

<sup>†</sup> Preferably obtained through a series dropping resistor of sufficient magnitude to limit the grid-no.2 input to the rated maximum value.

← Indicates a change.

6AU5-GT



6AU5-GT

BEAM POWER TUBE

PEAK NEGATIVE-PULSE GRID-No.1 (CONTROL-GRID) VOLTAGE . . . . .	-300 max.	volts
CATHODE CURRENT:		
Peak . . . . .	400 max.	ma
Average. . . . .	110 max.	ma
GRID-No.2 INPUT . . . . .	2.5 max.	watts
PLATE DISSIPATION <sup>◇</sup> . . . . .	10 max.	watts
PEAK HEATER-CATHODE VOLTAGE:		
Heater negative with respect to cathode.	200 max.	volts
Heater positive with respect to cathode.	200 <sup>◆</sup> max.	volts
BULB TEMPERATURE (At hottest point) <sup>▲</sup> . . .	210 max.	°C

Maximum Circuit Values:

→ Grid-No.1-Circuit Resistance . . . . . 0.47 max. megohm

VOLTAGE REGULATOR SERVICE

Triode Connection--Grid No.2 Connected to Plate

Maximum Ratings, Design-Center Values:

PLATE VOLTAGE . . . . .	300 max.	volts
GRID-No.1 (CONTROL-GRID) VOLTAGE:		
Negative bias value . . . . .	125 max.	volts
Positive bias value . . . . .	0 max.	volts
CATHODE CURRENT . . . . .	110 max.	ma
PLATE & GRID-No.2		
DISSIPATION (Total) . . . . .	10 max.	watts
PEAK HEATER-CATHODE VOLTAGE:		
Heater negative with respect to cathode.	200 max.	volts
Heater positive with respect to cathode.	200 <sup>◆</sup> max.	volts

◇ An adequate cathode-bias resistor or other suitable means is required to protect the tube in the absence of excitation.

◆ The dc component must not exceed 100 volts.

▲ For tube in vertical position with base down in free space and with natural ventilation, the hottest point on the bulb is in the center of the dome just above open end of cathode sleeve.

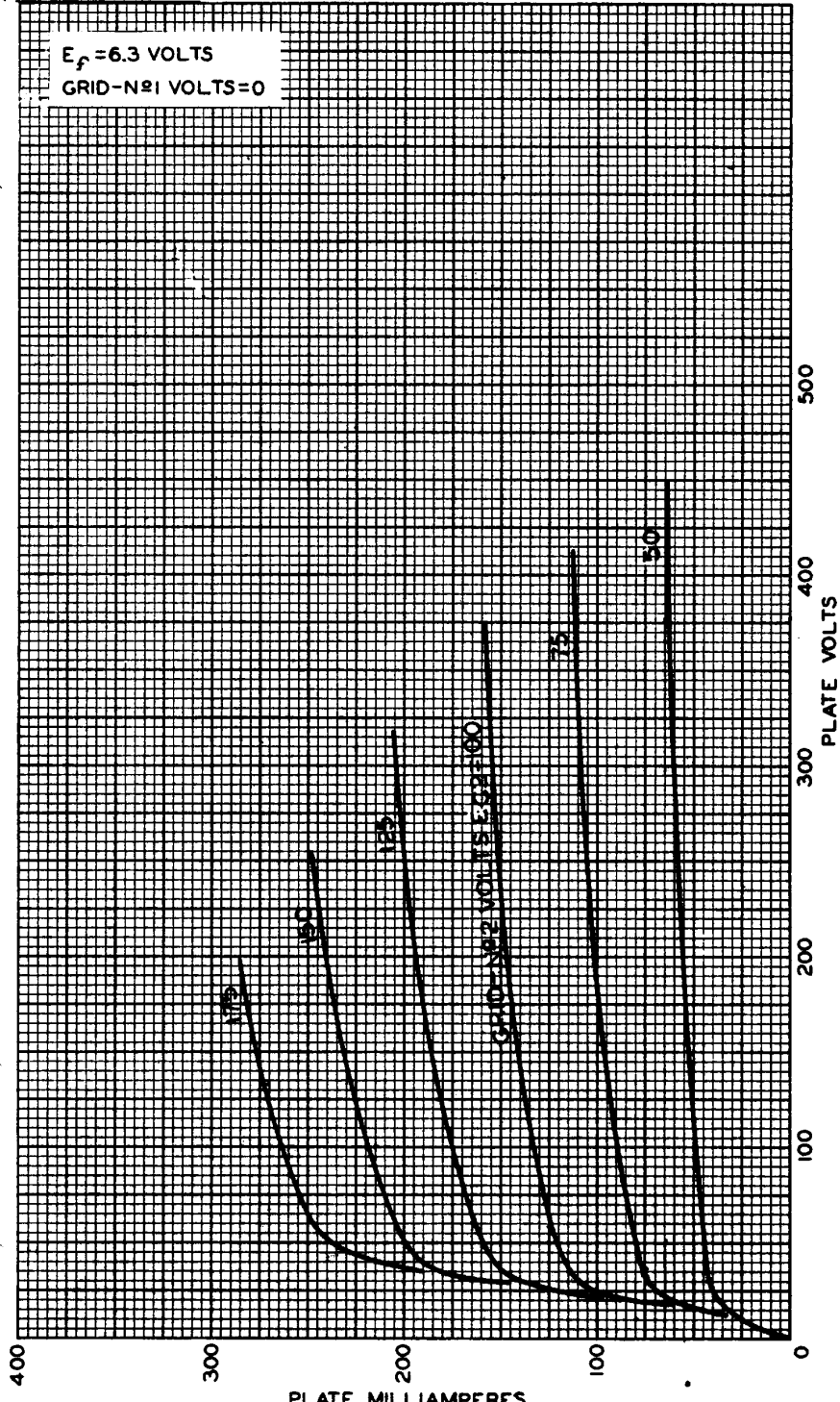
→ indicates a change.



6AU5-GT

6AU5-GT

### AVERAGE PLATE CHARACTERISTICS



SEPT. 8, 1949

TUBE DEPARTMENT  
RADIO CORPORATION OF AMERICA, HARRISON, NEW JERSEY

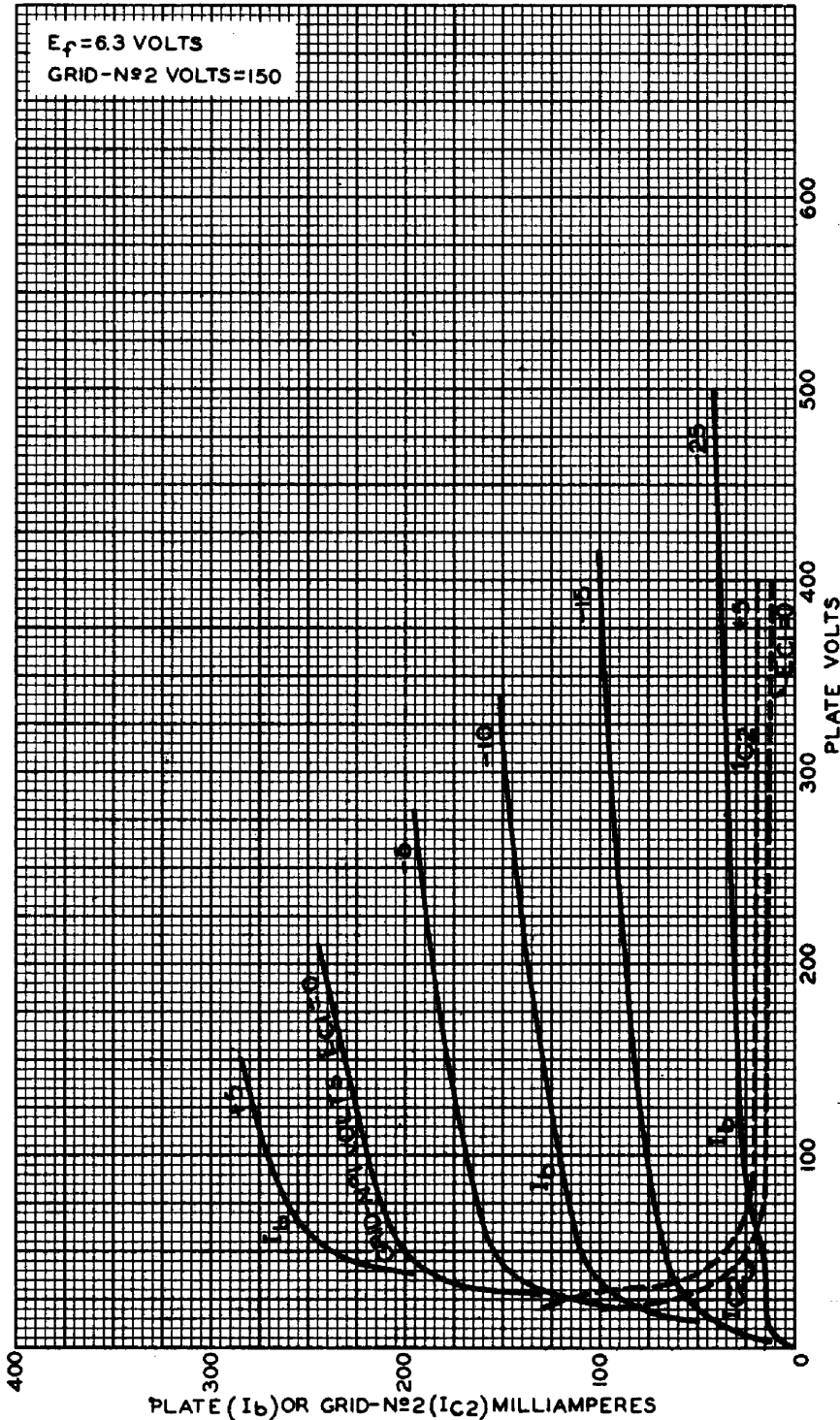
92CM-7355

6AU5-GT



6AU5-GT

AVERAGE PLATE CHARACTERISTICS



AUG. 29, 1949

TUBE DEPARTMENT  
RADIO CORPORATION OF AMERICA, HARRISON, NEW JERSEY

92CM-7349