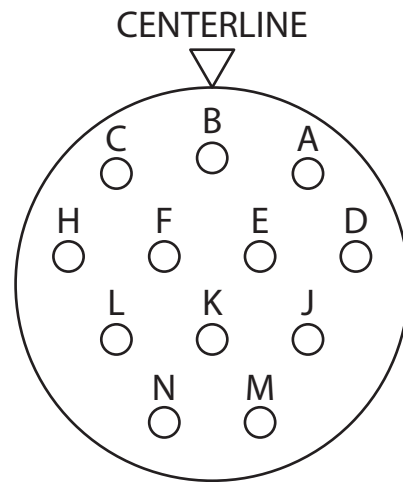


Plug Pinouts for Tektronix A6302 and P6302 Current Clamps



(View looking from rear of male plug)

Old Style Current Clamp

(No adjustment pot in clamp body)

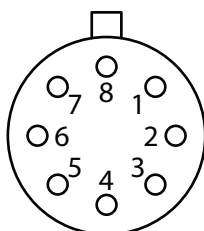
- A - Red/White
- B - N/C
- C - Black/White
- D - Orange/White
- E - Yellow/White
- F - White
- H - Brown/White
- J - Shield for Pin M (Common to K)
- K - Shield for Pin N (Common to J)
- L - N/C
- M - Coax to Pin 1 of CT
- N - Coax to Pin 7 of CT

New Style Current Clamp

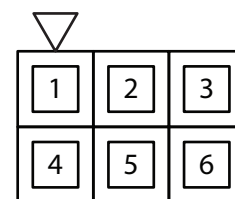
(With adjustment pot in clamp body)

- A - Red/White
- B - N/C
- C - Orange/White
- D - Black/White
- E - White
- F - Yellow/White
- H - Brown/White
- J - Shield for Pin M (Common to K)
- K - Shield for Pin N (Common to J)
- L - N/C
- M - Coax to Pin 4 of CT
- N - Coax to Pin 6 of CT

Note: Pins J and K are also connected to plug housing via a strap clamped between strain relief and housing



Old Type Current Transformer Pinout



New Type Current Transformer Pinout