

---

**TEK**

INSTRUCTION  
MANUAL

PART NO. 070-5653-01  
PRODUCT GROUP 56

---

# K217/K217S RACK INSTRUMENT CART

---

Copyright © 1988, Tektronix, Inc.  
All rights reserved.  
First Printing AUGUST 1988  
REV NOV 88

**Tektronix**<sup>®</sup>  
COMMITTED TO EXCELLENCE

# INTRODUCTION

The TEKTRONIX K217 and K217S Rack Instrument Carts (members of the TEKTRONIX SCOPE-MOBILE® cart family), are designed to accommodate rack-width instruments. Features include four locking wheels, a four-outlet power strip, an accessory drawer, and (on the K217S only), a center equipment tray. The K217S also includes an extra stiffener bar to provide added strength.

The following includes descriptions, application suggestions, safety precautions, and information on options and optional equipment. Please read all instructions carefully before using the cart.

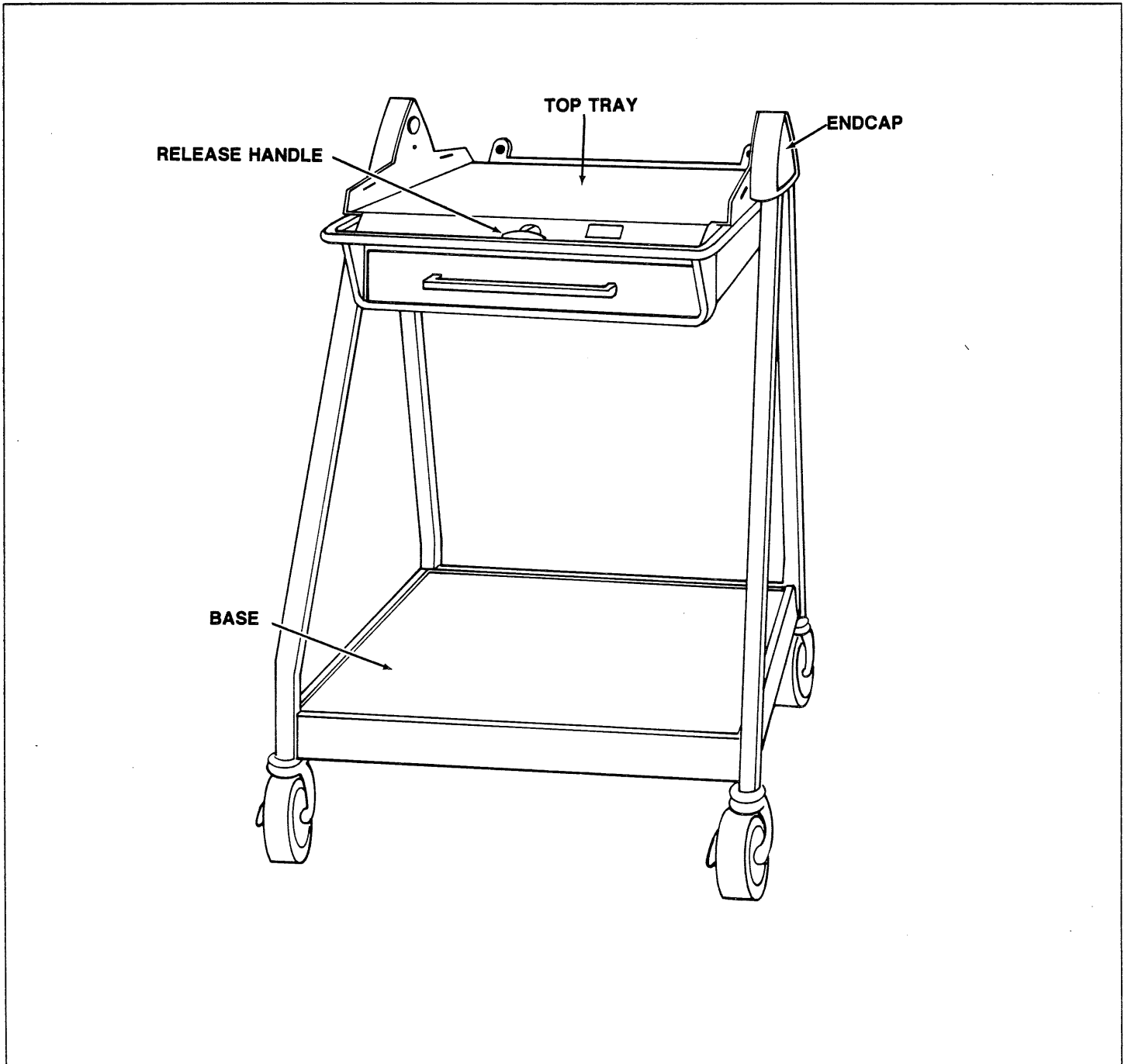


Figure 1. The K217 Rack Instrument Cart.

## DESCRIPTIONS

The Top Tray and Center Tray are designed to hold most rack-width instruments in place without the use of safety belts. If needed, however, safety belts are available as optional accessories (refer to "Description Of Options And Optional Accessories," "Loading And Safety Recommendations," And "Replaceable Parts"). When ordering belts, make certain that you select the correct belt, as the belts are not interchangeable due to the way that each is attached to its tray.

The drawer is suitable for storing cables, probes, manuals, or other small accessories.

The base shelf will also accommodate rack-width instruments. There are no slots provided for attaching either of the available safety belts to the base.

## LOADING AND SAFETY RECOMMENDATIONS

### Cart Loading and Stability

For maximum cart stability, always locate as much of the load as near the bottom of the cart as possible. For maximum safety and reliability, remain within the following limitations at all times:

Surface	Maximum Load
Top Tray	100 Pounds
Drawer	25 Pounds
Center Tray	40 Pounds
Bottom Shelf	100 Pounds
Total Cart Load	200 Pounds

### Safety Belts

Use of safety belts is recommended when the height of an instrument on the top tray exceeds eight inches, or when instruments on either tray have a possibility of sliding. (For instance; use of belts would be highly recommended when the cart is to be used to transport instruments between building sites, over uneven surfaces, or in and out of vehicles.) Use of belts are further described in "Description Of Options And Optional Accessories.

### Power Strip

The power strip is UL listed and fully grounded. Make certain that your power supply source is properly connected to ground. The power strip is designed for a maximum load of 15 amps at 125 Volts (117 Volts nominal).

## DESCRIPTION OF OPTIONS AND OPTIONAL ACCESSORIES

Options and optional accessories are available to increase the versatility of your cart. Part numbers for ordering optional accessories are located in the "Replaceable Parts" section.

### Option 01

Option 01 provides a K217 in brown finish. An optional brown safety belt is available for use with this cart. Option 01 is not available on the K217S.

### Safety Belts

A safety belt (blue or brown) is available to secure an instrument to the top tray. The maximum height of an instrument (at full width) that can be secured with a belt is approximately 16 inches. Figure 2 provides instruction for installing this belt. An optional belt (black only) is also available for holding an instrument to the center tray. This belt is of sufficient length to hold any instrument which will fit on the center shelf. An Instruction Sheet is supplied with the belt.

These two belts differ from one another in the way that they connect to the trays and are not interchangeable.

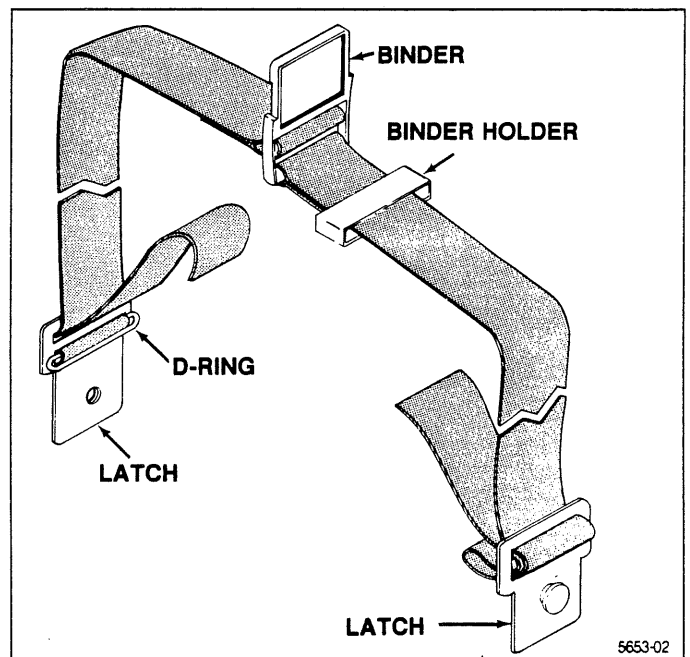


Figure 2. The K217 Top Tray Safety Belt.

## Retainers And Centering Plate

A 0.75-inch wide, 11.5-inch long, U-shaped retaining bar is available to retain the feet of various width instruments (refer to Figure 3). The bar comes complete with hardware for securing it to the front or back of the top or center tray

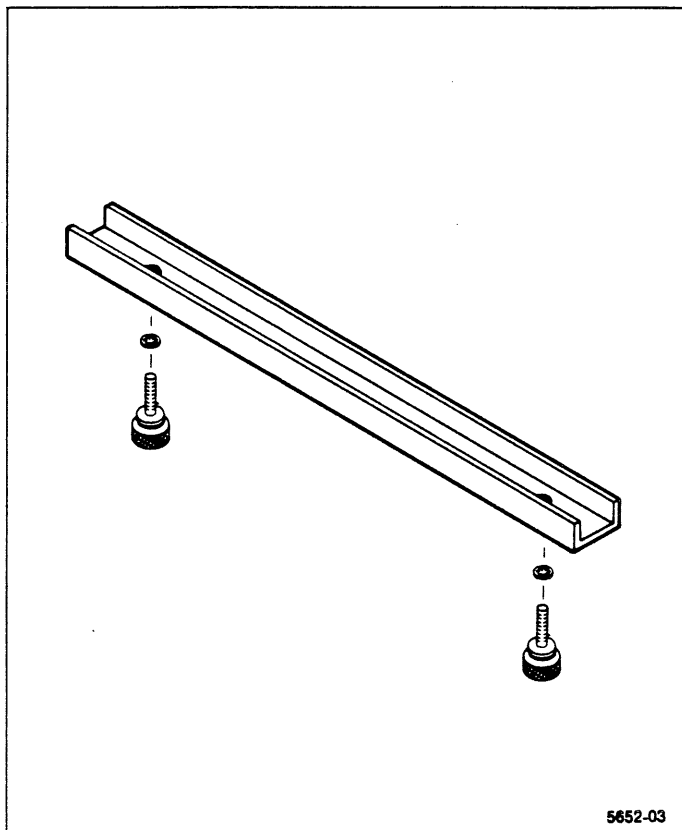


Figure 3. The Optional Retaining Bar.

Feet retainers may be used on either shelf, or on the front or back of instruments (refer to the "Replaceable Parts" drawing).

The centering plate is used for TM500 Instruments (up through those which accommodate four plug-ins), and some display monitors. It can also accommodate some older instruments that have round feet. Installation is illustrated in Figure 4.

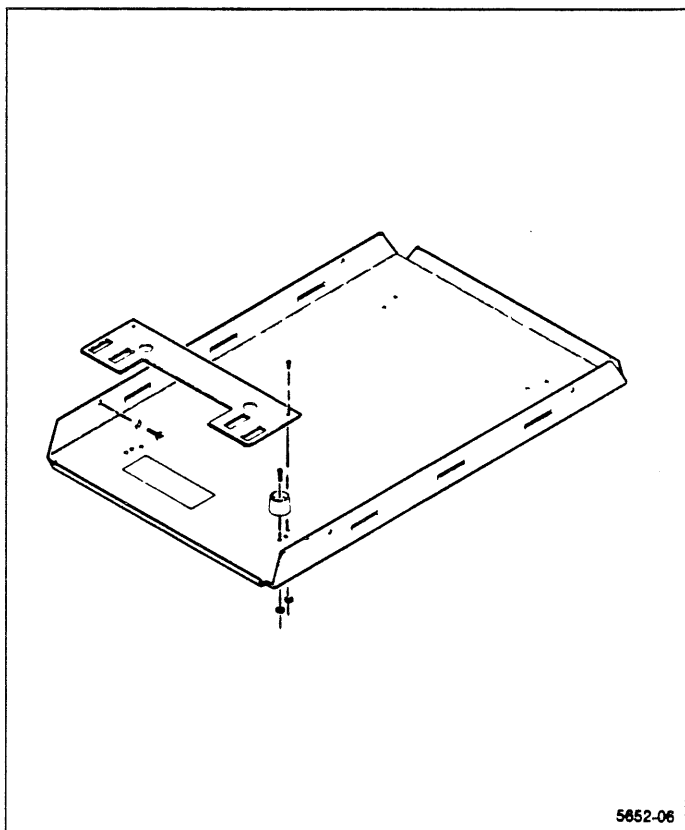


Figure 4. The Optional Centering Plate.

## MAINTENANCE AND SERVICE

The K217 requires no lubrication or maintenance except for an occasional cleaning. The entire cart is easily cleaned with a cloth dampened with water or a mixture of water and a small amount of household detergent.

Parts and assemblies for the K217 are readily available (see "Replaceable Parts List"). Always include the serial number (located underneath the Top Tray) when requesting information or ordering parts. Service for the K217 is available at any of the Tektronix Service Centers World Wide.

When shipping the K217 to a Tektronix Service Center for repair, attach a tag showing: owner, address, serial number, the name and phone number of a person who can be contacted, and a description of the service required.

Use the original shipping carton, or obtain a carton with a test strength of 90.7 kg (200 lb) which is large enough to allow 3 cm (3.15 in) of cushioning on all sides. Seal the carton with shipping tape or an industrial stapler.

## CROSS INDEX - MFR. CODE NUMBER TO MANUFACTURER

Mfr. Code	Manufacturer	Address	City, State, Zip Code
01536	TEXTRON INC CAMCAR DIV SEMS PRODUCTS UNIT	1818 CHRISTINA ST	ROCKFORD IL 61108
03931	FELTERS CO	FELTERS RD PO BOX 600	JACKSON MI 49204
04375	AJAX INDUSTRIES	825 S AJAX AVE	CITY OF INDUSTRY CA 91749
21672	FAULTLESS CASTER COPR	1421 N GARVIN ST	EVANSVILLE IN 47717-4687
22012	SL INDUSTRIES INC	300 HARVARD AVE	WESTVILLE NJ 088093-1445
72962	SL WABER ELECTRIC DIV ELASTIC STOP NUT A DIV OF HARVARD INDUSTRIES INC	2330 VAUXHALL ROAD	UNION NJ 07083-5038
78189	ILLINOIS TOOL WORKS INC SHAKEPROOF DIV	ST CHARLES ROAD	ELGIN IL 60120
78553	EATON CORP ENGINEERED FASTENER DIV	8700 BROOKPARK RD P O BOX 6688	CLEVELAND OH 44101
80009	TEKTRONIX INC	14150 SW KARL BRAUN DR PO BOX 500	BEAVERTON OR 97077-0001
83385	MICRODOT MFG INC GREER-CENTRAL DIV	3221 W BIG BEAVER RD	TROY MI 48098
93907	TEXTRON INC CAMCAR DIV	600 18TH AVE	ROCKFORD IL 61108-5181
TK0413	ADAMS SUPPLY COMPANY	1850 W 205TH ST P O BOX 2938	TORRANCE CA 90509
TK0435	LEWIS SCREW CO	4300 S RACINE AVE	CHICAGO IL 60609-3320
TK1465	BEAVERTON PARTS MFG CO	1800 NW 216TH AVE	HILLSBORO OR 97124-6629
TK1543	CAMCAR/TEXTRON	600 18TH AVE	ROCKFORD IL 61108-5181

Replaceable Parts - K217/K217S

Fig. & Index No.	Tektronix Part No.	Serial/Assembly No.		Qty	12345 Name & Description	Mfr.	
		Effective	Dscont			Code	Mfr. Part No.
1-1	213-0016-00			4	SCREW,TPG,TC:8-32 X 0.5,TYPE T,FLH 100 DEG (K217 ONLY)	93907	ORDER BY DESCR
	212-0043-00			4	SCREW,MACHINE:8-32 X 0.5,FLH,100 DEG,STL (K217S ONLY) (REMOVAL OF THESE SCREWS RELEASES THE HOUSING AND DRAWER)	TK0435	ORDER BY DESCR
-2	334-5090-01			1	MARKER,IDENT:MKD CAUTION (K217 ONLY)	80009	334-5090-01
	334-7373-00			1	MARKER,IDENT:MARKED CAUTION (K217S ONLY)	80009	334-7373-00
-3	334-0867-06			1	PLATE,IDENT:MKD SCOPEMOBILE,K217 (K217 ONLY)	80009	334-0867-06
	334-0867-07			1	PLATE,IDENT:MKD SCOPEMOBILE,K217 OPT 01 (OPTION 01 ONLY)	80009	334-0867-07
	334-0867-08			1	PLATE,IDENT:MARKED SCOPEMOBILE (K217S ONLY)	80009	334-0867-08
-4	348-0187-00			2	FOOT,CABINET:BLACK POLYURETHANE (ATTACHING PARTS)	80009	348-0187-00
-5	211-0504-00			2	SCREW,MACHINE:6-32 X 0.250,PNH,STL (END ATTACHING PARTS)	TK0435	ORDER BY DESCR
-6	381-0190-00			2	STOP,DWR,DLY:1.25 X 0.5 X 0.375,ZAMAK (ATTACHING PARTS)	80009	381-0190-00
-7	212-0039-00			4	SCREW,MACHINE:8-32 X 0.375,TRH,STL (END ATTACHING PARTS)	83385	ORDER BY DESCR
-8	436-0048-04	B010100	B013799	1	TRAY,TSTEQ DLY: (K217 ONLY)	80009	436-0048-04
	436-0048-07	B013800		1	TRAY,TSTEQ DLY:BLUE,ALUMINUM (K217 ONLY)	80009	436-0048-07
	436-0048-05	B010100	B013800	1	TRAY,TSTEQ DLY: (OPTION 01 ONLY)	80009	436-0048-05
	436-0048-08	B013801		1	TRAY,TSTEQ DLY:BROWN,ALUMINUM (OPTION 01 ONLY)	80009	436-0048-08
	436-0048-07			1	TRAY,TSTEQ DLY:BLUE,ALUMINUM (K217S ONLY)	80009	436-0048-07
-9	367-0038-02			1	HANDLE,BOW:14.25 L,AL,GRAY VINYL	TK1465	ORDER BY DESCR
	367-0038-04			1	HANDLE,BOW:14.25 L,AL,SMOKE TAN (OPTION 01 ONLY) (ATTACHING PARTS)	TK1465	ORDER BY DESCR
-10	213-0135-00			4	SCREW,TPG,TF:8-18 X 0.5,TYPE AB,FLH,100 DEG (END ATTACHING PARTS)	83385	ORDER BY DESCR
-11	436-0193-00			2	LEG ASSEMBLY:	80009	436-0193-00
	436-0194-00			2	LEG ASSEMBLY: (OPTION 01 ONLY) (ATTACHING PARTS)	80009	436-0194-00
-12	214-0174-04			2	BOLT,SQUARE NK:0.312-18 X 0.950,FLH,SST	80009	214-0174-04
-13	210-0540-00			2	NUT,PLAIN,HEX:0.312-18 X 0.5 STL CD PL	TK0413	ORDER BY DESCR
-14	210-0922-01			2	WASHER,FLAT:1.5 OD X 0.49 ID X 0.157 (END ATTACHING PARTS)	80009	210-0922-01
-15	367-0024-01			1	HANDLE,LATCH:SCOPE CART	80009	367-0024-01
	367-0024-02			1	HANDLE,LATCH:SCOPE CART (OPTION 01 ONLY) (ATTACHING PARTS)	80009	367-0024-02
-16	214-1296-00			1	PIN,SPRING:0.5 L X 0.199 OD,STL CD PL (END ATTACHING PARTS)	72962	52-040-187-0500
-17	381-0186-02			1	BAR,LATCH:11.5 X 0.375 X 0.187,STL CD PL (ATTACHING PARTS)	80009	381-0186-02
-18	129-0061-00			1	PIN,GRVD,HEADED:0.375 DIA X0.625 L,STL,NP	80009	129-0061-00
-19	354-0115-00			1	RING,RETAINING:EXT,U/O 0.13 DIA SHAFT (END ATTACHING PARTS)	80009	354-0115-00
-20	214-0371-00			2	LATCH,SLIDING:6.875 X 0.375 X 0.188 STL (ATTACHING PARTS)	80009	214-0371-00
-21	354-0115-00			2	RING,RETAINING:EXT,U/O 0.13 DIA SHAFT (END ATTACHING PARTS)	80009	354-0115-00
-22	387-0397-00			2	PLATE,BELL CRK:	80009	387-0397-00
-23	214-0185-00			1	SPRING,HLEXT:0.375 OD X 2.215,SPR STL CD PL	83385	ORDER BY DESCR
-24	401-0023-00	B010100	B010674	2	CASTER,RIGID:5.0 DIA	21672	29869
	401-0356-02	B010675		4	CASTER,SWIVEL:W/LOCK	80009	401-0356-02
-25	401-0016-00	B010100	B010674	2	CASTER,RIGID:5.0 DIA W/SQ STEM 2.312 L	21672	29868

Fig. & Index No.	Tektronix Part No.	Serial/Assembly No.		Qty	12345 Name & Description	Mfr.	
		Effective	Dscont			Code	Mfr. Part No.
1-					(ATTACHING PARTS)		
-26	213-0052-00	B010100	B010674	4	SCR,ASSEM WSHR:0.25-20 X 1.0,HEX HD,STL	83385	ORDER BY DESCR
	213-0980-00	B010675		4	SCR,ASSEM WSHR:0.25-20 X 0.75 L,HEX HEAD	TK0435	ORDER BY DESCR
-27	343-0407-00			4	CLAMP,LEG SECRG:TEST EQUIP DOLLY,STL (END ATTACHING PARTS)	80009	343-0407-00
-28	367-0036-02			1	HANDLE,BOW:8.25 L,AL,GRAY VINYL	80009	367-0036-02
	367-0036-04			1	HANDLE,BOW:8.25 L,AL,SMOKE TAN (OPTION 01 ONLY)	80009	367-0036-04
-29	212-0039-00			2	(ATTACHING PARTS) SCREW,MACHINE:8-32 X 0.375,TRH,STL (END ATTACHING PARTS)	83385	ORDER BY DESCR
-30	333-0766-01			1	PANEL,FRONT:	80009	333-0766-01
	333-0766-02			1	PANEL,FRONT: (OPTION 01 ONLY)	80009	333-0766-02
-31	387-0819-00			1	PLATE,DWR DIV:	80009	387-0819-00
	387-0819-01			1	PLATE,DWR DIV: (OPTION 01 ONLY)	80009	387-0819-01
-32	352-0060-00			2	HOLDER,DIV PL:GRAY DELRIN	80009	352-0060-00
-33	107-0023-00			1	PAD,CUSHIONING:15.031 X 14.438 X 0.062 THK	80009	107-0023-00
	107-0038-00			1	PAD,CUSHIONING:15.031 X 14.437,FELT (OPTION 01 ONLY)	03931	ORDER BY DESCR
-34	401-0015-00			4	BRG,DWR GUIDE:DELRIN,BUTTON	80009	401-0015-00
-35	436-0049-00			1	TRAY ASSY,TSTEQ:	80009	436-0049-00
	436-0049-01			1	TRAY ASSY,TSTEQ: (OPTION 01 ONLY)	80009	436-0049-01
-36	426-0197-00			1	FRAME,DWR HSG:	80009	426-0197-00
	426-0197-02			1	FRAME,DWR HSG: (OPTION 01 ONLY) (ATTACHING PARTS)	80009	426-0197-02
-37	211-0504-00			3	SCREW,MACHINE:6-32 X 0.250,PNH,STL	TK0435	ORDER BY DESCR
-38	210-0594-00			2	NUT,RETAINING:8-32 X 0.516 SQ,STL CD PL (END ATTACHING PARTS)	78553	C7931-832-493
-39	131-1899-00			1	CABLE ASSY,PWR,:FEM,130V,15A,W/CB	22012	XUL603-018
	131-1899-02			1	CABLE ASSY,PWR,:FEM,130V,15A W/CB (OPTION 01 ONLY) (ATTACHING PARTS)	22012	XUL 603-037A
-40	211-0504-00			2	SCREW,MACHINE:6-32 X 0.250,PNH,STL	TK0435	ORDER BY DESCR
-41	210-0457-00			2	NUT,PL,ASSEM WA:6-32 X 0.312,STL CD PL (END ATTACHING PARTS)	78189	511-061800-00
-42	387-0818-04			1	PANEL,DWR HSG:BACK (ATTACHING PARTS)	80009	387-0818-04
-43	213-0144-00			7	SCREW,TPG,TF:8-18 X 0.5,TYPE AB,TRH,STL (END ATTACHING PARTS)	01536	ORDER BY DESCR
-44	406-0934-00			1	BRACKET,GUIDE:LEFT	80009	406-0934-00
-45	406-0933-00			1	BRACKET,GUIDE:RIGHT (ATTACHING PARTS)	80009	406-0933-00
-46	213-0144-00			4	SCREW,TPG,TF:8-18 X 0.5,TYPE AB,TRH,STL (END ATTACHING PARTS)	01536	ORDER BY DESCR
-47	214-0146-00			2	CATCH,MAGNETIC: (ATTACHING PARTS)	04375	30-27-45-51
-48	212-0087-00			4	SCREW,TPG,TC:8-32 X 0.375,TYPE T,TRH,STL (END ATTACHING PARTS)	80009	212-0087-00
-49	406-0921-00			2	BRACKET,MAGNET:ALUMINUM (ATTACHING PARTS)	80009	406-0921-00
-50	212-0087-00			4	SCREW,TPG,TC:8-32 X 0.375,TYPE T,TRH,STL (END ATTACHING PARTS)	80009	212-0087-00
-51	351-0065-03			2	SLIDE,DRAWER:18.375 X 1.875 X 0.437,STL (ATTACHING PARTS)	80009	351-0065-03
-52	213-0144-00			4	SCREW,TPG,TF:8-18 X 0.5,TYPE AB,TRH,STL (END ATTACHING PARTS)	01536	ORDER BY DESCR
-53	401-0015-00			2	BRG,DWR GUIDE:DELRIN,BUTTON	80009	401-0015-00
-54	380-0060-02	B010100	B013799	1	HSG,DWR,TSTEQ:ALUMINUM (K217 ONLY)	80009	380-0060-02
	380-0060-04	B013800		1	HSG,DWR,TSTEQ:ALUMINUM (K217 ONLY)	80009	380-0060-04
	380-0060-02	B010100	B013800	1	HSG,DWR,TSTEQ:ALUMINUM (K217 OPTION 01 ONLY)	80009	380-0060-02
	380-0060-04	B013801		1	HSG,DWR,TSTEQ:ALUMINUM	80009	380-0060-04

Replaceable Parts - K217/K217S

Fig. & Index No.	Tektronix Part No.	Serial/Assembly No. Effective Dscnt	Qty	12345 Name & Description	Mfr. Code	Mfr. Part No.
1-	380-0060-04		1	(K217 OPTION 01 ONLY) HSG,DWR TSTEQ:ALUMINUM (K217S ONLY).	80009	380-0060-04
-55	436-0046-00		1	SHELF ASSY,TEST:	80009	436-0046-00
	436-0046-02		1	SHELF ASSY,TEST:W/TRIM (OPTION 01 ONLY)	80009	436-0046-02
-56	200-1577-03		2	COVER,TRUNNION:PLASTIC	80009	200-1577-03
	200-1577-02		2	COVER,TRUNNION:ABS,EARTH BROWN (OPTION 01 ONLY) (ATTACHING PARTS)	80009	200-1577-02
-57	212-0507-00		2	SCREW,MACHINE:10-32 X 0.375,PNH,STL (END ATTACHING PARTS)	TK0435	ORDER BY DESCR



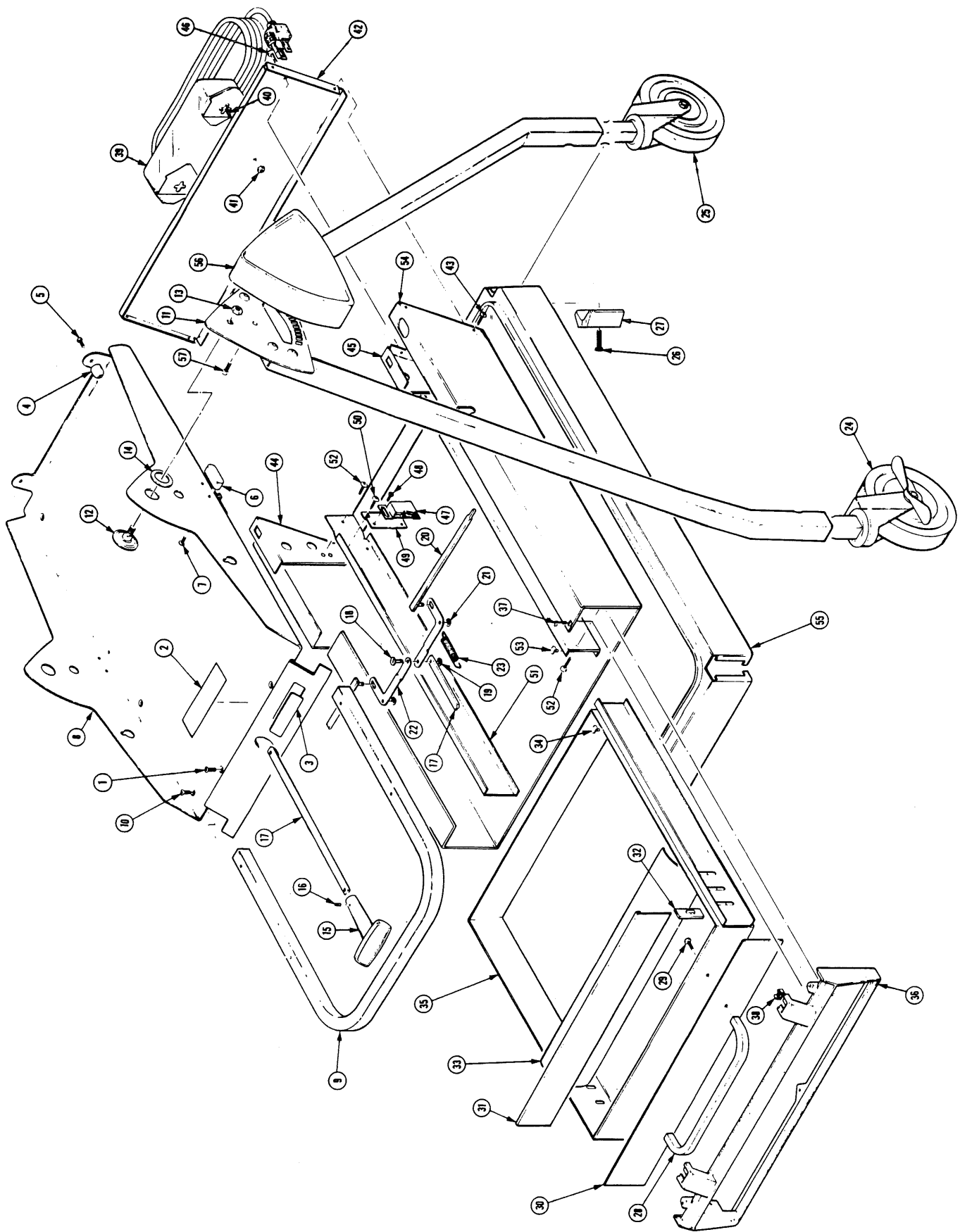


Figure 1 K217

Replaceable Parts - K217/K217S

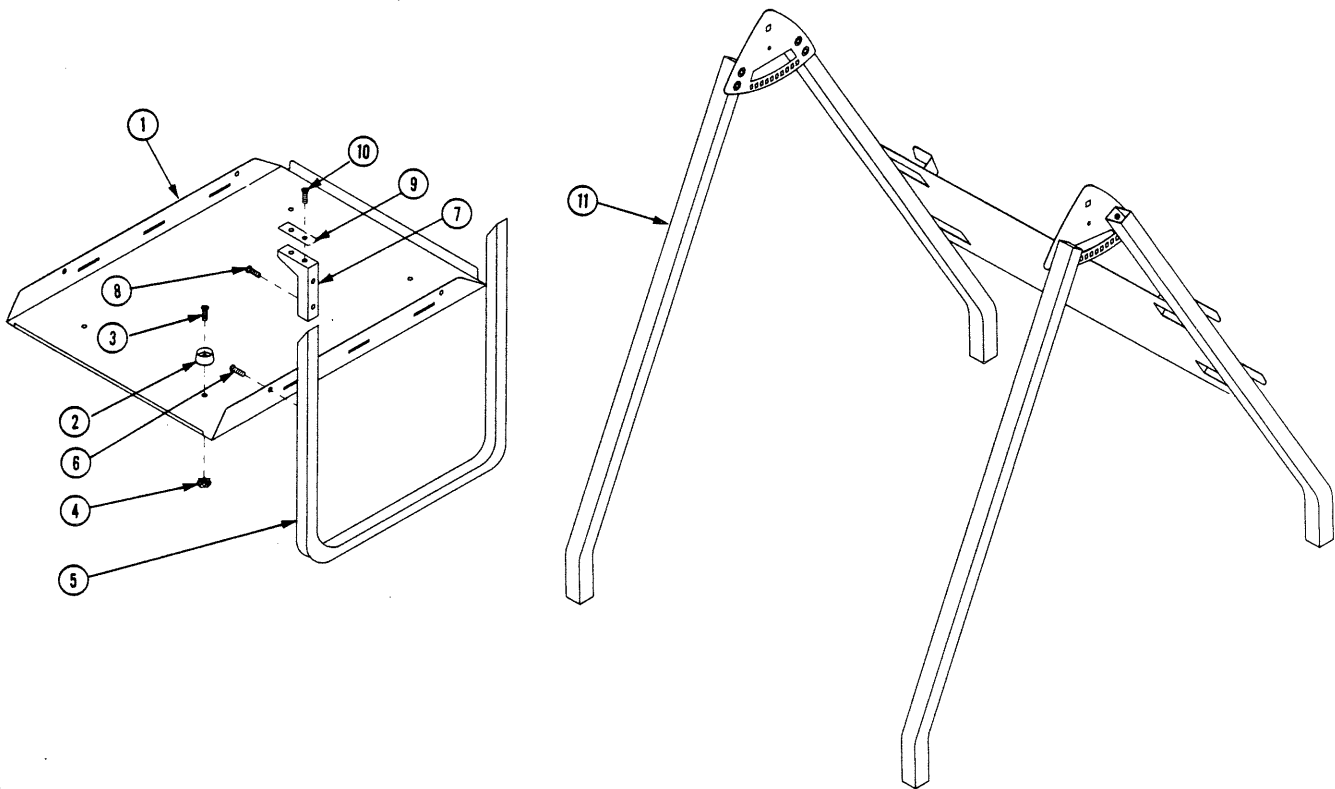


Figure 2 K217S

Fig. & Index No.	Tektronix Part No.	Serial/Assembly No. Effective	Dscont	Qty	12345 Name & Description	Mfr. Code	Mfr. Part No.
2-					K217S		
-1	436-0132-04			1	TRAY TSTEQ DLY:ADJUSTABLE,K217S	80009	436-0132-04
-2	343-0419-00			4	RTNR,CAB.FOOT:ACETAL TEK BLUE (ATTACHING PARTS)	80009	343-0419-00
-3	211-0522-00			4	SCREW,MACHINE:6-32 X 0.625,FLH,100 DEG,STL	93907	ORDER BY DESCR
-4	210-0457-00			4	NUT,PL,ASSEM WA:6-32 X 0.312,STL CD PL (END ATTACHING PARTS)	78189	511-061800-00
-5	386-3557-02			2	SUPPORT,TRAY:ADJUSTABLE (ATTACHING PARTS)	80009	386-3557-02
-6	213-0820-00			8	SCREW,TPG,TF:8-32 X 0.5,TAPTITE,PNH,STL (END ATTACHING PARTS)	TK1543	835-03480
-7	386-3556-01			4	SPRT,TRAY SPRT: (ATTACHING PARTS)	80009	386-3556-01
-8	212-0087-00			8	SCREW,TPG,TC:8-32 X 0.375,TYPE T,TRH,STL (END ATTACHING PARTS)	80009	212-0087-00
-9	386-5846-00			4	PLATE,SUPPORT:ALUMINUM (ATTACHING PARTS)	80009	386-5846-00
-10	213-0016-00			8	SCREW,TPG,TC:8-32 X 0.5,TYPE T,FLH 100 DEG (END ATTACHING PARTS)	93907	ORDER BY DESCR
-11	436-0193-01			1	LEG ASSEMBLY:K217S	80009	436-0193-01
					STANDARD ACCESSORIES (K217 & K217S)		
	070-5653-01			1	SHEET,TECHNICAL:INSTR,K217/K217S	80009	070-5653-01
					OPTIONAL ACCESSORIES (K217 & K217S)		
	346-0070-01			1	BELT,SAFETY:SCOPE CART,W/HOOKS,RINGS	80009	346-0070-01
	346-0070-03			1	BELT,SAFETY:SCOPE CART	80009	346-0070-03