

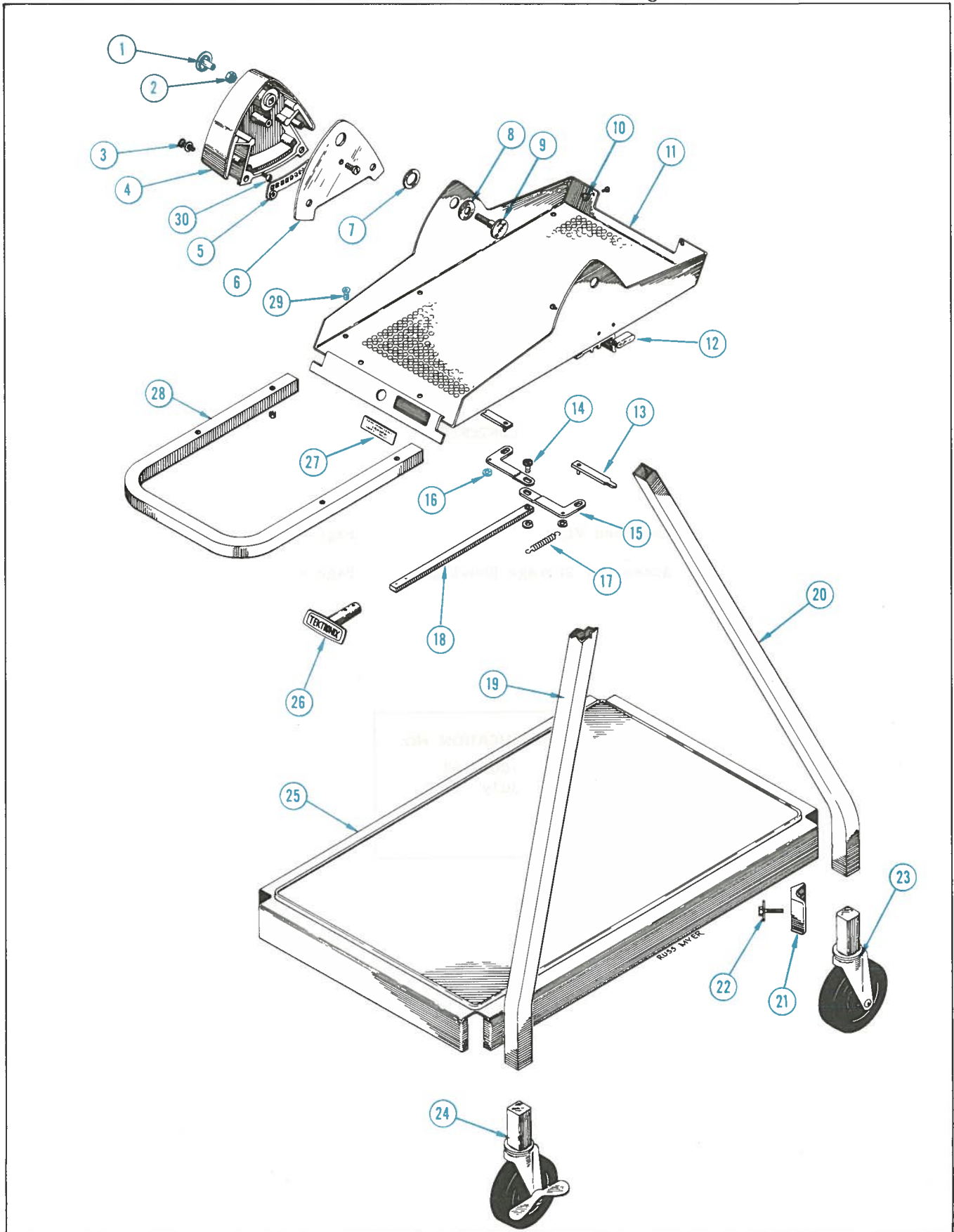
CONTENTS

Exploded View	Page 2
Accessory Storage Housings	Page 4

PUBLICATION NO.

061-962
July 1963

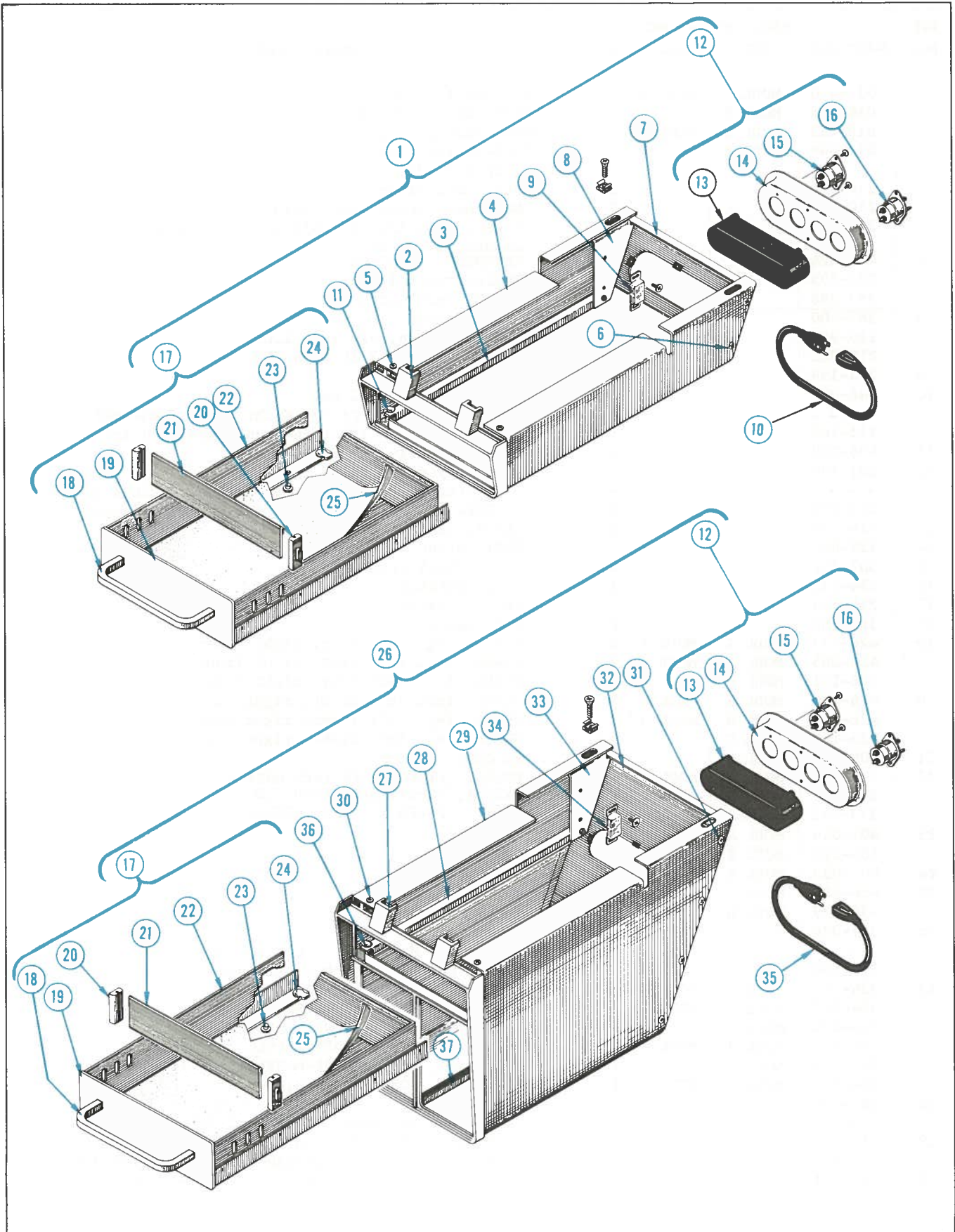
201, 201-1, 201-2, 203 SCOPE-MOBILES®



201, 201-1, 201-2, 203 SCOPE-MOBILES®

REF. NO.	PART NO.	SERIAL/MODEL NO.		QTY.	DESCRIPTION
		EFF.	DISC.		
	016-030	MODL A	MODL A		SCOPE-MOBILE, 201
	016-045	MODL B			SCOPE-MOBILE, 201-1
	016-033	MODL A	MODL A		SCOPE-MOBILE, 203
	016-046	MODL B			SCOPE-MOBILE, 201-2
1	214-176			2	Each Includes: PLUG, medallion
2	210-540			2	NUT, hex, steel lock, 5/16-18
3	213-083			4	SCREW, cap, 1/4-28 x 5/8 inch Hex head
	210-853			4	WASHER, aluminum
4	426-124			2	TRUNNION, aluminum
5	387-395			1	PLATE, right latch
	387-396			1	PLATE, left latch
6	387-400			2	PLATE, cover
7	210-922			2	WASHER, nylon, 3/4 inch I.D.
8	210-923			2	WASHER, nylon, 7/16 inch I.D.
9	214-199			2	BOLT, elevator
10	348-025			2	FOOT, rubber, 6-32 tap
	- - - -			-	Mounting Hardware For Each: (not included)
	211-565			1	SCREW, 6-32 x 1/4 inch Truss Head phillips
11	436-027			1	TRAY, assembly
12	381-190			1	BAR, tray stop
	- - - -			-	Mounting Hardware For Each: (not included)
	212-039			2	SCREW, 8-32 x 3/8 inch Truss Head, phillips
13	214-179			2	LATCH, sliding
14	129-061			1	POST, pivot
15	387-397			2	PLATE, bell crank
16	354-115			3	RING, retaining
17	214-185			1	SPRING, latch
18	381-185			1	BAR, latch
19	426-127	MODL A	MODL A	2	FRAME, leg, left rear, right front
	426-205	MODL B	MODL B	2	FRAME, leg, left rear, right front
	426-181	MODL C		2	FRAME, leg, left rear, right front
20	426-126	MODL A	MODL A	2	FRAME, leg, left front, right rear
	426-206	MODL B	MODL B	2	FRAME, leg, left front, right rear
	426-182	MODL C		2	FRAME, leg, left front, right rear
21	406-923	MODL B		4	BRACKET, corner
22	213-053	MODL A	MODL A	4	SCREW, 1/4-20 x 3/4 inch HHSems
	210-807	MODL A	MODL A	4	WASHER, steel, 5/16 inch I.D.
	213-052	MODL B		4	SCREW, 1/4-20 x 1 inch HHSems
23	401-016	MODL A	MODL A	4	CASTER
	401-016	MODL B		2	CASTER
24	401-023	MODL B		2	CASTER, locking
25	436-025	MODL A	MODL A	1	SHELF, assembly
	436-039	MODL B		1	SHELF, assembly
26	367-024			1	HANDLE, latch
	- - - -			-	Mounting Hardware: (not included)
	214-180			2	PIN, roll 3/32 inch x 1/2 inch
27	334-762	MODL A	MODL A	1	TAG, name, 201 SCOPE-MOBILE
	334-857	MODL B	MODL B	1	TAG, name, 201-1 SCOPE-MOBILE
	334-874	MODL C		1	TAG, name, 201-1 SCOPE-MOBILE
	334-857	MODL B	MODL B	1	TAG, name, 201-2 SCOPE-MOBILE
	334-874	MODL C		1	TAG, name, 201-2 SCOPE-MOBILE
	334-771	MODL A	MODL A	1	TAG, name, 203 SCOPE-MOBILE
28	367-026			1	HANDLE, tray
	- - - -			-	Mounting Hardware: (not included)
29	212-043			4	SCREW, 8-32 x 1/2 inch, FHS phillips, 100°
	210-458			4	NUT, steel, with lockwasher, 8-32 x 11/32 inch
30	213-091			4	SCREW, 5/16-18 x 1/2 inch Button head socket cap

ACCESSORY STORAGE HOUSINGS



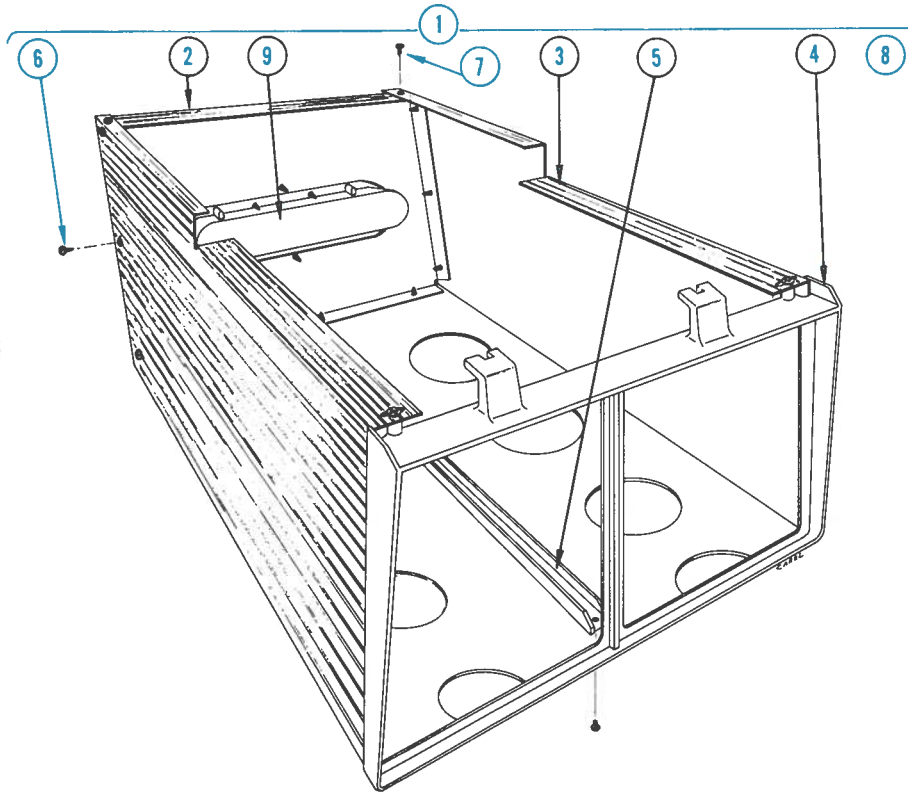
ACCESSORY STORAGE HOUSINGS

REF. NO.	PART NO.	SERIAL/MODEL NO.		QTY.	DESCRIPTION
		EFF.	DISC.		
	016-045			-	SCOPE-MOBILE, 201-1
	- - - -			-	Includes:
1	014-012			1	ASSEMBLY, drawer and housing
	- - - -			-	Mounting Hardware:
	212-043			4	SCREW, 8-32 x 1/2 inch FH phillips slot
	- - - -			-	- - - - -
	210-594			4	NUT, retainer, 8-32 thread
	- - - -			-	Consisting Of:
2	426-178			1	FRAME, drawer housing
3	351-062			2	GUIDE, cabinet, left, right
	- - - -			-	Mounting Hardware For Each: (not included)
	210-457			2	NUT, keps steel, 6-32 x 5/16 inch with lockwasher
4	380-050			1	HOUSING, drawer
5	211-565			3	SCREW, 6-32 x 1/4 inch Truss HS Phillips
6	213-008			11	SCREW, sheet metal, #8 x 3/8 inch
7	387-780			1	PLATE, housing back
8	406-913			1	BRACKET, drawer guide, left
	406-912			1	BRACKET, drawer guide, right
9	214-146			2	FASTENER, catch, magnetic
	- - - -			-	Mounting Hardware For Each: (not included)
	213-008			2	SCREW, sheet metal, #8 x 3/8 inch
10	161-014			1	CORD, power, 20 inch, 3-wire
11	401-015			2	BEARING, drawer guide
12	136-102			1	SOCKET, assembly
	- - - -			-	Mounting Hardware: (not included)
	213-008			4	SCREW, sheet metal, #8 x 3/8 inch
	210-464			4	NUT, speed, for #8 screw
	- - - -			-	Consisting Of:
13	337-402			1	SHIELD, black poly.
14	406-646			1	BRACKET, socket receptacle
15	131-150			1	CONNECTOR, chassis mount, 3-wire, male
16	136-054			3	SOCKET, 3-wire assembly
	- - - -			-	Mounting Hardware: (not included)
	213-041			2	SCREW, thread cutting, 6-32 x 3/8 inch Phillips
17	- - - -			-	DRAWER
	- - - -			-	Consisting Of:
18	367-036			1	HANDLE, drawer
	- - - -			-	Mounting Hardware: (not included)
	212-039			2	SCREW, 8-32 x 3/8 inch Truss HS
19	333-752			1	PANEL, drawer front
20	352-060			2	HOLDER, divider plate
21	387-781			1	PLATE, drawer divider
22	436-037			1	TRAY, assembly (weldment)
23	401-024			2	BEARING, drawer slide
24	401-015			2	BEARING, drawer guide
25	107-021			1	SHEET, felt
	016-046			-	SCOPE-MOBILE, 201-2
	- - - -			-	Includes:
26	014-013			1	ASSEMBLY, Drawer and Plug-in Housing
	- - - -			-	Mounting Hardware: (not included)
	212-043			4	SCREW, 8-32 x 1/2 inch phillips slot
	- - - -			-	- - - - -
	210-594			4	NUT, retainer, 8-32 thread
	- - - -			-	Includes:
27	426-180			1	FRAME, plug-in housing
28	351-062			2	GUIDE, cabinet, left, right
	- - - -			-	Mounting Hardware For Each: (not included)
	210-457			2	NUT, keps steel, 6-32 x 5/16 inch with lockwasher

ACCESSORY STORAGE HOUSINGS

REF. NO.	PART NO.	SERIAL/MODEL NO.		QTY.	DESCRIPTION
		EFF.	DISC.		
29	380-051			1	HOUSING, plug-in
30	211-565			2	SCREW, 6-32 x 1/4 inch Truss HS Phillips
31	213-008			19	SCREW, sheet metal, #8 x 3/8 inch
32	387-782			1	PLATE, housing back
33	406-913			1	BRACKET, drawer guide, left
	406-912			1	BRACKET, drawer guide, right
34	214-146			2	FASTENER, catch, magnetic
					Mounting Hardware For Each: (not included)
	213-008			2	SCREW, sheet metal, #8 x 3/8 inch
35	161-014			1	CORD, power, 20 inch, 3-wire
36	401-015			2	BEARING, drawer guide
37	351-038			1	GUIDE, rail, track, plug-in
					Mounting Hardware: (not included)
	211-565			1	SCREW, 6-32 x 1/4 inch Truss HS phillips
	211-510			1	SCREW, 6-32 x 3/8 inch BHS

ACCESSORY STORAGE HOUSINGS



REF. NO.	PART NO.	SERIAL/MODEL NO.		QTY.	DESCRIPTION
		EFF.	DISC.		
	016-033				SCOPE-MOBILE, 203
	- - - -			-	Includes:
1	014-007			1	ASSEMBLY, Plug-in Housing
	- - - -			-	Mounting Hardware: (not included)
	212-070			2	SCREW, 8-32 x 5/16 inch FHS phillips
	212-043			2	SCREW, 8-32 x 1/2 inch FHS phillips
	210-557			4	NUT, square steel, 8-32 x 11/32 inch
	- - - -			-	Consisting Of:
2	387-473			1	PLATE, housing back
3	380-029			1	HOUSING, main
4	426-143			1	FRAME, housing
5	351-038			1	GUIDE, rail track, plug-in
	- - - -			-	Mounting Hardware: (not included)
	211-537			2	SCREW, 6-32 x 3/8 inch Truss HS, phillips
6	213-008			13	SCREW, sheet metal, #8 x 3/8 inch
7	211-537			2	SCREW, 6-32 x 3/8 inch Truss HS, phillips
8	161-014			1	CORD, power, 20 inch, 3-wire
9	136-102			1	SOCKET assembly
	- - - -			-	Mounting Hardware: (not included)
	213-008			4	SCREW, sheet metal, #8 x 3/8 inch
	- - - -			-	Consisting Of:
	337-402			1	SHIELD, black poly
	406-646			1	BRACKET, socket receptacle
	131-150			1	CONNECTOR, chassis mount, 3-wire, male
	136-054			3	SOCKET, 3-wire assembly
	- - - -			-	Mounting Hardware For Each: (not included)
	213-041			2	SCREW, thread cutting, 6-32 x 3/8 inch Phillips